

*In the opinion of Co-Bond Counsel, under existing law, interest on the 2012 Bonds is excludable from gross income for federal income tax purposes and is not treated as an item of tax preference for purposes of the federal alternative minimum tax imposed on individuals and corporations. However, such interest is included in adjusted current earnings for purposes of the federal alternative minimum tax imposed on certain corporations (as defined for federal income tax purposes). Co-Bond Counsel is also of the opinion that, under existing law, the 2012 Bonds are exempt from personal property taxes in Pennsylvania, and the interest on the 2012 Bonds is exempt from Pennsylvania personal income tax and Pennsylvania corporate net income tax. For a more complete discussion, see “TAX MATTERS” herein.*



## PENNSYLVANIA TURNPIKE COMMISSION

\$123,545,000

TURNPIKE SUBORDINATE REVENUE BONDS, SERIES A OF 2012

and

\$94,935,000

MOTOR LICENSE FUND-ENHANCED TURNPIKE SUBORDINATE SPECIAL REVENUE BONDS,  
SERIES A OF 2012

**Dated:** Date of Delivery

**Due:** See inside cover

The Pennsylvania Turnpike Commission Turnpike Subordinate Revenue Bonds, Series A of 2012 (the “**2012A Subordinate Revenue Bonds**”) and Motor License Fund-Enhanced Turnpike Subordinate Special Revenue Bonds, Series A of 2012 (the “**2012A MLF Special Revenue Bonds**”) and together with the 2012A Subordinate Revenue Bonds, the “**2012 Bonds**”), are being issued pursuant to that certain Subordinate Trust Indenture dated as of April 1, 2008 (the “**Original Subordinate Indenture**”) between the Pennsylvania Turnpike Commission (the “**Commission**”) and Wells Fargo Bank, N.A., as successor Trustee (the “**Trustee**”), as heretofore amended and supplemented (collectively, the “**Original Indenture**”), and as further supplemented by that certain Supplemental Trust Indenture No. 12 dated as of April 1, 2012 (“**Supplemental Subordinate Indenture No. 12**”) and, collectively with the Original Indenture, the “**Subordinate Indenture**”), all pursuant to, among other things, an Act of the General Assembly of Pennsylvania approved July 18, 2007, P.L. 169, No. 44 (“**Act 44**”) and various other acts of the General Assembly of Pennsylvania.

The 2012 Bonds will be dated the date of original issuance and delivery thereof, will bear interest at the rates shown on the inside front cover, calculated on the basis of a year of 360 days consisting of twelve 30-day months. The inside cover page of this Official Statement contains information concerning the maturity schedules, principal amounts, interest rates, prices and approximate yields of the 2012 Bonds. So long as Cede & Co. is the registered owner of the 2012 Bonds, payments of principal of and interest, if applicable, on the 2012 Bonds will be made directly by the Trustee, as paying agent (“**Paying Agent**”) under the Subordinate Indenture, as described herein. See “DESCRIPTION OF THE 2012 BONDS.”

The 2012 Bonds are subject to redemption prior to maturity as described herein.

**THE 2012 BONDS ARE LIMITED OBLIGATIONS OF THE COMMISSION, PAYABLE FROM THE REVENUES AND SOURCES SET FORTH IN THE SUBORDINATE INDENTURE, AND SHALL NOT BE DEEMED TO BE A DEBT OF THE COMMONWEALTH OF PENNSYLVANIA (THE “COMMONWEALTH”) OR A PLEDGE OF THE FAITH AND CREDIT OF THE COMMONWEALTH. THE COMMONWEALTH IS NOT OBLIGATED TO LEVY OR PLEDGE ANY FORM OF TAXATION WHATSOEVER FOR THE PAYMENT OF THE 2012 BONDS OR TO MAKE ANY APPROPRIATION FOR THE PAYMENT OF THE 2012 BONDS. THE COMMISSION HAS NO TAXING POWER.**

The 2012A Subordinate Revenue Bonds will be equally and ratably secured, along with other outstanding and additional Subordinate Revenue Bonds (herein defined) and certain other parity obligations, and the 2012A MLF Special Revenue Bonds will be equally and ratably secured, along with other outstanding and additional Special Revenue Bonds (herein defined) and certain other parity obligations, pursuant to the pledge by the Commission of the trust estate under the Subordinate Indenture. The Subordinate Indenture pledges to the Trustee for the benefit of the 2012 Bonds, together with all additional Subordinate Indenture Bonds (herein defined) and parity obligations, Commission Payments (herein defined). Commission Payments are paid from amounts paid from the General Reserve Fund (herein defined) after the payment of all outstanding Senior Indenture Parity Obligations (herein defined) issued under the Senior Indenture (herein defined), and thus the 2012 Bonds are subordinate to the payment of such Senior Indenture Parity Obligations. As more fully described herein, the 2012A MLF Special Revenue Bonds are subordinate to the 2012A Subordinate Revenue Bonds and to all other Subordinate Revenue Bonds issued or to be issued under the Subordinate Indenture. However, under certain circumstances, payments of the 2012A MLF Special Revenue Bonds for which funds are not available in the Commission Payments Fund (herein defined) may be made pursuant to Act 44 from funds transferred to the Trustee from the Commonwealth’s Motor License Fund. The 2012A Subordinate Revenue Bonds are not payable from funds transferred from the Commonwealth’s Motor License Fund.

THIS COVER PAGE CONTAINS CERTAIN INFORMATION FOR QUICK REFERENCE ONLY. IT IS NOT A SUMMARY OF THIS ISSUE. INVESTORS MUST READ THE ENTIRE OFFICIAL STATEMENT TO OBTAIN INFORMATION ESSENTIAL TO THE MAKING OF AN INFORMED INVESTMENT DECISION.

*The 2012 Bonds are being offered when, as and if issued and accepted by the Underwriters, subject to prior sale, withdrawal or modification of the offer without notice, to certain legal matters being passed upon by Thorp Reed & Armstrong, LLP, Pittsburgh, Pennsylvania, and the Law Offices of Wayne D. Gerhold, Pittsburgh, Pennsylvania, Co-Bond Counsel, and to certain other conditions. Certain legal matters will be passed upon for the Underwriters by McNees Wallace & Nurick LLC, Harrisburg, Pennsylvania, Counsel for the Underwriters. Certain legal matters will be passed upon for the Commission by its Chief Counsel, Doreen A. McCall, Esquire and by Drinker Biddle & Reath LLP, Philadelphia, Pennsylvania, Disclosure Counsel to the Commission. It is anticipated that the 2012 Bonds will be available for delivery in New York, New York on or about April 24, 2012.*

**Siebert Brandford Shank & Co., L.L.C.**

**Janney Montgomery Scott**

**Piper Jaffray & Co.**

**Boenning & Scattergood**

**PNC Capital Markets LLC**

**Quoin Capital LLC**

**Raymond James & Associates, Inc.**

**\$123,545,000**  
**TURNPIKE SUBORDINATE REVENUE BONDS, SERIES A OF 2012**  
**\$54,095,000 SERIAL BONDS**

<u>Maturity Date (December 1)</u>	<u>Principal Amount</u>	<u>Interest Rate</u>	<u>Yield</u>	<u>Price</u>	<u>CUSIP**</u>
2013	\$3,440,000	3.00%	0.950%	103.252	709223S51
2014	3,495,000	3.00	1.190	104.624	709223S69
2015	3,500,000	3.00	1.420	105.529	709223S77
2016	2,030,000	4.00	1.720	110.046	709223S85
2016	1,440,000	5.00	1.720	114.453	709223V24
2017	2,255,000	4.00	2.040	110.325	709223S93
2017	1,225,000	5.00	2.040	115.594	709223V32
2018	3,500,000	4.00	2.250	110.680	709223T27
2019	3,505,000	5.00	2.520	117.058	709223T35
2020	3,550,000	5.00	2.800	116.713	709223T43
2021	3,600,000	5.00	3.020	116.395	709223T50
2022	450,000	4.00	3.210	106.481*	709223T68
2022	3,200,000	5.00	3.210	114.688*	709223U90
2023	1,970,000	3.25	3.380	98.758	709223T76
2023	1,730,000	5.00	3.380	113.186*	709223U82
2024	3,730,000	4.00	3.580	103.384*	709223U66
2025	3,755,000	5.00	3.650	110.849*	709223T84
2026	3,825,000	5.00	3.760	109.913*	709223T92
2027	2,885,000	4.00	3.900	100.791*	709223U25
2027	1,010,000	5.00	3.850	109.155*	709223U74

\$20,600,000 5.00% Term Bonds due December 1, 2032 Price: 106.916\*; Yield: 4.120%; CUSIP: 709223U33

\$22,940,000 4.25% Term Bonds due December 1, 2037 Price: 98.461; Yield: 4.350%; CUSIP: 709223U41

\$25,910,000 5.00% Term Bonds due December 1, 2042 Price: 104.176\*; Yield: 4.460%; CUSIP: 709223U58

\* Priced to first call date December 1, 2021.

\*\*The above CUSIP (Committee on Uniform Securities Identification Procedures) numbers have been assigned by an organization not affiliated with the Commission or the Underwriters, and such parties are not responsible for the selection or use of the CUSIP numbers. The CUSIP numbers are included solely for the convenience of bondholders and no representation is made as to the correctness of such CUSIP numbers. CUSIP numbers assigned to securities may be changed during the term of such securities based on a number of factors including, but not limited to, the refundings or defeasance of such issue or the use of secondary market financial products. None of the Commission or the Underwriters has agreed to, and there is no duty or obligation to, update this Official Statement to reflect any change or correction in the CUSIP numbers set forth above.

\$94,935,000

MOTOR LICENSE FUND-ENHANCED TURNPIKE SUBORDINATE SPECIAL REVENUE BONDS, SERIES A OF 2012

\$35,870,000 SERIAL BONDS

<u>Maturity Date (December 1)</u>	<u>Principal Amount</u>	<u>Interest Rate</u>	<u>Yield</u>	<u>Price</u>	<u>CUSIP</u>
2013	\$210,000	2.00%	0.600%	102.229	709223V40
2014	265,000	2.00	0.840	102.979	709223V57
2015	370,000	3.00	1.070	106.802	709223V65
2016	520,000	3.00	1.370	107.246	709223V73
2017	670,000	3.00	1.690	106.973	709223V81
2018	825,000	4.00	1.900	112.972	709223V99
2019	990,000	4.00	2.150	112.910	709223W23
2020	1,165,000	5.00	2.380	120.270	709223W31
2021	1,350,000	5.00	2.550	120.748	709223W49
2022	790,000	4.00	2.740	110.573*	709223W56
2022	760,000	5.00	2.740	118.965*	709223Y21
2023	540,000	4.00	2.930	108.897*	709223W64
2023	1,205,000	5.00	2.930	117.214*	709223Y39
2024	250,000	3.00	3.080	99.167	709223W72
2024	1,700,000	5.00	3.070	115.943*	709223Y47
2025	2,165,000	5.00	3.190	114.866*	709223W80
2026	2,395,000	5.00	3.310	113.802*	709223W98
2027	250,000	3.375	3.420	99.457	709223X22
2027	2,380,000	5.00	3.400	113.011*	709223Y54
2028	2,880,000	5.00	3.480	112.314*	709223X55
2029	3,130,000	5.00	3.550	111.708*	709223X63
2030	3,400,000	5.00	3.610	111.192*	709223X71
2031	3,680,000	5.00	3.660	110.763*	709223X89
2032	3,980,000	5.00	3.710	110.337*	709223X97

\$1,880,000 4.00% Term Bonds due December 1, 2037 Price: 99.520; Yield: 4.030%; CUSIP: 709223X30

\$22,875,000 5.00% Term Bonds due December 1, 2037 Price: 108.820\*; Yield: 3.890%; CUSIP: 709223Y62

\$34,310,000 5.00% Term Bonds due December 1, 2042 Price: 108.402\*; Yield: 3.940%; CUSIP: 709223X48

\* Priced to first call date December 1, 2021.

\*\*The above CUSIP (Committee on Uniform Securities Identification Procedures) numbers have been assigned by an organization not affiliated with the Commission or the Underwriters, and such parties are not responsible for the selection or use of the CUSIP numbers. The CUSIP numbers are included solely for the convenience of bondholders and no representation is made as to the correctness of such CUSIP numbers. CUSIP numbers assigned to securities may be changed during the term of such securities based on a number of factors including, but not limited to, the refundings or defeasance of such issue or the use of secondary market financial products. None of the Commission or the Underwriters has agreed to, and there is no duty or obligation to, update this Official Statement to reflect any change or correction in the CUSIP numbers set forth above.

**PENNSYLVANIA TURNPIKE COMMISSION**

**COMMISSIONERS**

WILLIAM K. LIEBERMAN  
Chairman

A. MICHAEL PRATT  
Vice Chairman

J. WILLIAM LINCOLN  
Secretary/Treasurer

PASQUALE T. DEON, SR.  
Commissioner

BARRY J. SCHOCH  
Commissioner

---

---

ROGER E. NUTT  
Chief Executive Officer

CRAIG R. SHUEY  
Chief Operating Officer

NIKOLAUS H. GRIESHABER  
Chief Financial Officer

FRANK J. KEMPF, JR.  
Chief Engineer

DOREEN A. MCCALL  
Chief Counsel

---

---

WELLS FARGO BANK, N.A.  
Trustee and Paying Agent

---

---

PUBLIC FINANCIAL MANAGEMENT, INC.  
Financial Advisor

---

---

No dealer, broker, salesman or other person has been authorized by the Commission or the Underwriters to give any information or to make any representations, other than those contained in this Official Statement, and if given or made, such other information or representations must not be relied upon as having been authorized by any or either of the foregoing. This Official Statement does not constitute an offer to sell or the solicitation of an offer to buy, nor shall there be any sale of the 2012 Bonds by any person in any jurisdiction in which it is unlawful for such person to make such offer, solicitation or sale. The information set forth herein has been obtained from the Commission and other sources which are believed to be reliable but is not guaranteed as to accuracy or completeness by, and is not to be construed as representations by, the Underwriters. The information and expressions of opinion contained herein are subject to change without notice and neither the delivery of this Official Statement nor any sale made hereunder shall, under any circumstances, create any implication that there has been no change in any of the information set forth herein since the date hereof.

The 2012 Bonds are not and will not be registered under the Securities Act of 1933, or under any state securities laws, and the Subordinate Indenture has not been and will not be qualified under the Trust Indenture Act of 1939, as amended, because of available exemptions therefrom. Neither the Securities and Exchange Commission nor any federal, state, municipal, or other governmental agency will pass upon the accuracy, completeness, or adequacy of this Official Statement.

The Underwriters have provided the following sentence for inclusion in this Official Statement. The Underwriters have reviewed the information in this Official Statement in accordance with, and as part of, their responsibilities to investors under the federal securities laws as applied to the facts and circumstances of this transaction, but the Underwriters do not guarantee the accuracy or completeness of such information.

No quotations from or summaries or explanations of provisions of law and documents herein purport to be complete and reference is made to such laws and documents for full and complete statements of their provisions. This Official Statement is not to be construed as a contract or agreement between the Commission and the purchasers or holders of any of the securities described herein. Any statements made in this Official Statement involving estimates or matters of opinion, whether or not expressly, so stated, are intended merely as estimates or opinions and not as representations of fact. The cover page here, list of officials, this page and the Appendices attached hereto are part of this Official Statement.

If and when included in this Official Statement, the words “expects,” “forecasts,” “projects,” “intends,” “anticipates,” “estimates,” “assumes” and analogous expressions are intended to identify forward-looking statements, and any such statements inherently are subject to a variety of risks and uncertainties that could cause actual results to differ materially from those that have been projected. Such risks and uncertainties which could affect the amount of tolls and other revenue collected by the Commission include, among others, changes in economic conditions and various other events, conditions and circumstances, many of which are beyond the control of the Commission. Such forward-looking statements speak only as of the date of this Official Statement. The Commission disclaims any obligation or undertaking to release publicly any updates or revision to any forward-looking statement contained herein to reflect any changes in the Commission’s expectations with regard thereto or any change in events, conditions or circumstances on which any such statement is based.

**IN CONNECTION WITH THIS OFFERING, THE UNDERWRITERS MAY OVER-ALLOT OR EFFECT TRANSACTIONS THAT STABILIZE OR MAINTAIN THE MARKET PRICE OF THE 2012 BONDS AT A LEVEL ABOVE THAT WHICH MIGHT OTHERWISE PREVAIL IN THE OPEN MARKET. SUCH STABILIZING, IF COMMENCED, MAY BE DISCONTINUED AT ANY TIME. THE COMMISSION RESERVES THE RIGHT TO INCREASE THE SIZE OF THIS OFFERING SUBJECT TO PREVAILING MARKET CONDITIONS.**

**THE ORDER AND PLACEMENT OF MATERIALS IN THIS OFFICIAL STATEMENT, INCLUDING THE APPENDICES, ARE NOT TO BE DEEMED TO BE A DETERMINATION**

**OF RELEVANCE, MATERIALITY, OR IMPORTANCE, AND THIS OFFICIAL STATEMENT, INCLUDING THE APPENDICES, MUST BE CONSIDERED IN ITS ENTIRETY. THE OFFERING OF THE 2012 BONDS IS MADE ONLY BY MEANS OF THIS ENTIRE OFFICIAL STATEMENT.**

**TABLE OF CONTENTS**

INTRODUCTION .....	1	RATINGS .....	42
Pennsylvania Turnpike Commission .....	1	LITIGATION .....	43
Subordinate Indenture and Enabling Acts .....	2	LEGAL MATTERS .....	43
Plan of Financing .....	2	TAX MATTERS .....	44
Security .....	2	Federal Tax Exemption .....	44
DESCRIPTION OF THE 2012 BONDS .....	4	State Tax Exemption .....	45
General .....	4	FINANCIAL ADVISOR .....	46
Registration, Transfer and Exchange .....	5	TRUSTEE AND PAYING AGENT .....	46
Redemption of 2012 Bonds .....	6	MISCELLANEOUS .....	48
Selection of 2012 Bonds to be Redeemed .....	8	APPENDIX A THE PENNSYLVANIA	
Book-Entry Only System .....	10	TURNPIKE COMMISSION .....	A-1
PENNSYLVANIA TURNPIKE SYSTEM .....	13	APPENDIX B AUDITED FINANCIAL	
Revenue Sources of the Commission .....	13	STATEMENTS: 2011 AND 2010 .....	B-1
Act 44 and Act 44 Financial Plan .....	15	APPENDIX C SUMMARY OF	
Traffic and Revenue Study .....	16	CERTAIN PROVISIONS OF THE	
PLAN OF FINANCING .....	17	SUBORDINATE INDENTURE -	
ESTIMATED SOURCES AND USES OF		DEFINITIONS OF CERTAIN TERMS .....	C-1
FUNDS .....	17	APPENDIX D FORM OF OPINION OF	
SECURITY FOR THE 2012 BONDS .....	18	CO-BOND COUNSEL .....	D-1
2012A Subordinate Revenue Bonds –		APPENDIX E SUMMARY OF	
General .....	18	CERTAIN PROVISIONS OF AND	
2012A MLF Special Revenue Bonds –		DEFINED TERMS IN THE SENIOR	
General .....	18	INDENTURE .....	E-1
Limitation .....	19	APPENDIX F DEBT SERVICE	
Senior Revenue Bonds and Other Senior		REQUIREMENTS OF THE	
Parity Obligations .....	19	TURNPIKE REVENUE BONDS AND	
Subordinate Revenue Bonds .....	20	SUBORDINATE INDENTURE	
Special Revenue Bonds .....	20	BONDS .....	F-1
Parity Swap Agreements .....	22	APPENDIX G TRAFFIC AND	
Obligations Secured by Other Revenue		REVENUE STUDY .....	G-1
Sources .....	23	APPENDIX H CERTAIN	
Rate Covenant .....	23	INFORMATION REGARDING	
Certain Provisions of the Senior Indenture .....	25	COMMONWEALTH MOTOR	
Commission Payments .....	27	LICENSE FUND .....	H-1
Commission Payments Fund .....	29		
Administrative Expenses Fund .....	30		
Debt Service Fund .....	30		
Debt Service Reserve Fund .....	32		
Motor License Fund Repayment Fund .....	34		
Residual Fund .....	34		
MOTOR LICENSE FUND .....	34		
UPCOMING COMMISSION			
FINANCINGS .....	35		
CERTAIN RISK FACTORS .....	35		
AUDITED FINANCIAL STATEMENTS .....	40		
CONTINUING DISCLOSURE .....	40		
RELATIONSHIPS OF CERTAIN			
PARTIES .....	42		
UNDERWRITING .....	42		

[ THIS PAGE INTENTIONALLY LEFT BLANK ]



## OFFICIAL STATEMENT

**\$123,545,000**  
**PENNSYLVANIA TURNPIKE COMMISSION**  
**TURNPIKE SUBORDINATE REVENUE BONDS, SERIES A OF 2012**  
**and**  
**\$94,935,000**  
**MOTOR LICENSE FUND-ENHANCED TURNPIKE SUBORDINATE SPECIAL**  
**REVENUE BONDS, SERIES A OF 2012**

### INTRODUCTION

This Official Statement, which includes the cover page, inside front cover page and the appendices hereto, is furnished by the Pennsylvania Turnpike Commission (the “*Commission*”) in connection with the issuance of \$123,545,000 aggregate principal amount of Pennsylvania Turnpike Commission Turnpike Subordinate Revenue Bonds, Series A of 2012 (the “*2012A Subordinate Revenue Bonds*”), and \$94,935,000 aggregate principal amount of Pennsylvania Turnpike Commission Motor License Fund-Enhanced Turnpike Subordinate Special Revenue Bonds, Series A of 2012 (the “*2012A MLF Special Revenue Bonds*” and, together with the 2012A Subordinate Revenue Bonds, the “*2012 Bonds*”).

All capitalized terms not otherwise defined herein shall have the same meanings ascribed to them in the definitions set forth in either APPENDIX C – “SUMMARY OF CERTAIN PROVISIONS OF THE SUBORDINATE INDENTURE” or APPENDIX E – “SUMMARY OF CERTAIN PROVISIONS OF AND DEFINED TERMS IN THE SENIOR INDENTURE.” All references herein to the Enabling Acts (as defined below), the 2012 Bonds, the Subordinate Indenture (as defined below) and the Disclosure Undertaking (as defined below) are qualified in their entirety by reference to the complete texts thereof. Copies of drafts of such documents, except for the Enabling Acts, may be obtained during the initial offering period from the principal offices of the Underwriters and thereafter, executed copies may be obtained from Wells Fargo Bank, N.A., as successor trustee (the “*Trustee*”). All statements in this Official Statement involving matters of opinion, estimates, forecasts, projections or the like, whether or not expressly so stated, are intended as such and not as representations of fact. No representation is made that any of such statements will be realized.

THIS OFFICIAL STATEMENT PROVIDES CERTAIN INFORMATION CONCERNING THE 2012 BONDS AS OF THE DATE OF THIS OFFICIAL STATEMENT. OWNERS AND PROSPECTIVE PURCHASERS OF THE 2012 BONDS SHOULD NOT RELY ON THIS OFFICIAL STATEMENT FOR INFORMATION CONCERNING THE 2012 BONDS ON AND AFTER ANY SUCH DATE, BUT SHOULD LOOK TO ANY REVISIONS, AMENDMENTS, SUPPLEMENTS OR SUBSTITUTIONS HEREOF FOR INFORMATION CONCERNING THE 2012 BONDS ON OR AFTER ANY SUCH DATE.

#### **Pennsylvania Turnpike Commission**

The Commission is an instrumentality of the Commonwealth of Pennsylvania (the “*Commonwealth*”) created by the Enabling Acts, with the power to construct, operate, and

maintain the System (as defined below) and to perform other functions authorized by Act 44 (as defined below). Its composition, powers, duties, functions, duration and all other attributes are derived from the Enabling Acts. Except as provided therein, the Enabling Acts may be modified, suspended, extended or terminated at any time by further legislation.

### **Subordinate Indenture and Enabling Acts**

The 2012 Bonds are being issued pursuant to that certain Subordinate Trust Indenture dated as of April 1, 2008 (the “*Original Subordinate Indenture*”) between the Commission and the Trustee, as heretofore amended and supplemented (collectively, the “*Original Indenture*”), and as further supplemented by that certain Supplemental Trust Indenture No. 12 dated as of April 1, 2012 (“*Supplemental Subordinate Indenture No. 12*,” and, collectively with the Original Indenture, the “*Subordinate Indenture*”), all pursuant to, and as authorized by, an Act of the General Assembly of Pennsylvania approved on July 18, 2007, P.L. 169, No. 44 (“*Act 44*”), and various prior Acts of the General Assembly approved on several dates, including the Act of May 21, 1937, P.L. 774, the Act of May 24, 1945, P.L. 972, the Act of February 26, 1947, P.L. 17, the Act of May 23, 1951, P.L. 335; the Act of August 14, 1951, such Acts were P.L. 1232, and the Act of September 30, 1985, P.L. 240, No. 61 (“*Act 61*”) to the extent not repealed by Act 44 (collectively, the “*Enabling Acts*”) and a Resolution adopted by the Commission on March 6, 2012.

### **Plan of Financing**

The 2012A Subordinate Revenue Bonds are being issued to provide funds to finance the costs of (i) making payments to the Pennsylvania Department of Transportation (“*PennDOT*”) in accordance with Act 44 to fund certain grants to mass transit agencies, (ii) funding any necessary deposit to the Debt Service Reserve Fund under the Subordinate Indenture in respect of the 2012A Subordinate Revenue Bonds; and (iii) issuing the 2012A Subordinate Revenue Bonds.

The 2012A MLF Special Revenue Bonds are being issued to provide funds to finance the costs of (i) making payments to PennDOT in accordance with Act 44 to fund various road, highway, bridge and capital projects, (ii) funding a deposit to the Special Revenue Bonds Funded Debt Service Sub-Account, and (iii) issuing the 2012A MLF Special Revenue Bonds.

### **Security**

**THE 2012 BONDS ARE LIMITED OBLIGATIONS OF THE COMMISSION PAYABLE FROM THE REVENUES AND SOURCES SET FORTH IN THE SUBORDINATE INDENTURE, AND SHALL NOT BE DEEMED TO BE A DEBT OF THE COMMONWEALTH OR A PLEDGE OF THE FULL FAITH AND CREDIT OF THE COMMONWEALTH. THE COMMONWEALTH IS NOT OBLIGATED TO LEVY OR PLEDGE ANY FORM OF TAXATION WHATSOEVER FOR THE 2012 BONDS OR TO MAKE ANY APPROPRIATION FOR THE PAYMENT OF ANY OF THE 2012 BONDS. THE COMMISSION HAS NO TAXING POWER.**

**THE 2012 BONDS AND ALL OTHER SUBORDINATE INDENTURE BONDS ARE SUBORDINATED IN RIGHT OF PAYMENT TO THE PRIOR RIGHT OF PAYMENT OF ALL SENIOR INDENTURE PARITY OBLIGATIONS. THE PAYMENT OF THE 2012 BONDS AND ALL OTHER SUBORDINATE INDENTURE BONDS IS**

**DEPENDENT UPON THE SUFFICIENCY OF FUNDS AVAILABLE TO BE RELEASED FROM THE SENIOR INDENTURE AFTER THE PAYMENT OF ALL AMOUNTS DUE IN RESPECT OF THE SENIOR INDENTURE PARITY OBLIGATIONS AS PROVIDED IN THE SENIOR INDENTURE, ALL AS FURTHER DESCRIBED HEREIN.**

Security for the 2012A Subordinate Revenue Bonds.

The 2012A Subordinate Revenue Bonds are being issued under the Subordinate Indenture as “Revenue Bonds” (referred to for purposes of this Official Statement as “Subordinate Revenue Bonds”) and will be equally and ratably secured, along with each other series of Subordinate Revenue Bonds issued pursuant to the Subordinate Indenture and certain other obligations incurred as “Revenue Bonds Parity Obligations” under the Subordinate Indenture (referred to for purposes of this Official Statement as “*Subordinate Revenue Bonds Parity Obligations*”), by a pledge by the Commission of the Trust Estate consisting primarily of Commission Payments (as hereinafter defined) from amounts released from the General Reserve Fund after the payment of all Senior Indenture Parity Obligations (as defined in APPENDIX E) issued under the Amended and Restated Trust Indenture, originally dated as of July 1, 1986 and amended and restated as of March 1, 2001 (as it may be further amended, supplemented or replaced, the “*Senior Indenture*”), between the Commission and U.S. Bank National Association, successor trustee (the “*Senior Trustee*”), relating to the Commission's mainline toll revenue bonds. All Commission Payments released from the General Reserve Fund under the Senior Indenture are deposited into the Commission Payments Fund under the Subordinate Indenture and are available for the payment of all Subordinate Revenue Bonds Parity Obligations in accordance with the Subordinate Indenture.

The 2012A Subordinate Revenue Bonds are Debt Service Reserve Fund Bonds for the purpose of the Subordinate Indenture and, accordingly, are secured by moneys on deposit in the Debt Service Reserve Fund as more fully described in “SECURITY FOR THE 2012 BONDS – Debt Service Reserve Fund.”

Prior to the issuance of the 2012 Bonds, there are \$3,209,516,257.40 of Subordinate Revenue Bonds currently outstanding (including compounded amounts as of December 1, 2011 for capital appreciation bonds).

Security for the 2012A MLF Special Revenue Bonds.

The 2012A MLF Special Revenue Bonds are being issued under the Subordinate Indenture as “Special Revenue Bonds” (the “*Special Revenue Bonds*”) which are subordinate to the Senior Indenture Parity Obligations, the 2012A Subordinate Revenue Bonds, and all other Subordinate Revenue Bonds Parity Obligations. Under certain circumstances, payments of the 2012A MLF Special Revenue Bonds for which funds are not available in the Commission Payments Fund may be paid pursuant to Act 44 from funds transferred to the Trustee from the Commonwealth’s Motor License Fund. The 2012A MLF Special Revenue Bonds are equally and ratably secured with each other series of Special Revenue Bonds issued pursuant to the Subordinate Indenture and any Special Revenue Bonds Parity Obligations.

Prior to the issuance of the 2012 Bonds, there are \$505,134,191.30 of Special Revenue Bonds currently outstanding (including compounded amounts as of December 1, 2011 for capital appreciation bonds).

See “SECURITY FOR THE 2012 BONDS – Special Revenue Bonds” for a description of the Special Revenue Bonds. See also APPENDIX H – “CERTAIN INFORMATION REGARDING COMMONWEALTH MOTOR LICENSE FUND.”

The 2012A MLF Special Revenue Bonds are not secured by the Debt Service Reserve Fund under the Subordinate Indenture.

## **DESCRIPTION OF THE 2012 BONDS**

### **General**

The 2012 Bonds are being issued by the Commission pursuant to the Enabling Acts and the Subordinate Indenture and will be dated the date of their issuance and delivery. The 2012A Subordinate Revenue Bonds and the 2012A MLF Special Revenue Bonds will be issued in the principal amounts, bearing interest at the rates, paying interest on the dates, and maturing (subject to the rights of prior redemption described below) on the dates, all as shown on the inside cover page of this Official Statement.

Interest on the 2012 Bonds will accrue from their date of delivery and will be payable semiannually to maturity (or earlier redemption) on June 1 and December 1, commencing on December 1, 2012 (each an “*Interest Payment Date*”).

The 2012 Bonds will be issued in fully registered form in denominations of \$5,000 or any integral multiple thereof. As provided in the Subordinate Indenture, the principal or redemption price of the 2012 Bonds is payable at the designated trust office of the Trustee located in Philadelphia, Pennsylvania. Interest on the 2012 Bonds, shall be paid to the person whose name appears on the bond registration books of the Trustee as the holder thereof as of the close of business on the Record Date for each Interest Payment Date. Payment of the interest on the 2012 Bonds shall be made by check mailed by first class mail to such holder at its address as it appears on such registration books or, upon the written request of any holder of at least \$1,000,000 in aggregate principal amount of 2012 Bonds, submitted to the Trustee no later than ten Business Days prior to the Record Date, by wire transfer in immediately available funds to an account within the United States designated by such holder.

Defaulted Interest with respect to any 2012 Bond shall cease to be payable to the Owner of such 2012 Bond on the relevant Record Date and shall be payable to the Owner in whose name such 2012 Bond is registered at the close of business on the Special Record Date for the payment of such Defaulted Interest. The Commission shall notify the Trustee in writing of the amount of Defaulted Interest proposed to be paid on each 2012 Bond and the date of the proposed payment (which date shall be such as will enable the Trustee to comply with the next sentence hereof), and shall deposit with the Trustee at the time of such notice an amount of money equal to the aggregate amount proposed to be paid in respect of such Defaulted Interest or shall make arrangements satisfactory to the Trustee for such deposit prior to the date of the proposed payment; money deposited with the Trustee shall be held in trust for the benefit of the Owners of the 2012 Bonds entitled to such Defaulted Interest. Following receipt of such funds

the Trustee shall fix a Special Record Date for the payment of such Defaulted Interest which shall be not more than 15 nor less than 10 days prior to the date of the proposed payment and not less than 10 days after the receipt by the Trustee of the notice of the proposed payment. The Trustee shall promptly notify the Commission of such Special Record Date and, in the name and at the expense of the Commission, shall cause notice of the proposed payment of such Defaulted Interest and the Special Record Date therefor to be mailed, first-class postage prepaid, to each Owner of a 2012 Bond entitled to such notice at the address of such owner as it appears on the Bond Register not less than 10 days prior to such Special Record Date.

Upon original issuance, the 2012 Bonds will be registered in the name of and held by Cede & Co., as registered holder and nominee for DTC. The 2012 Bonds initially will be issued as one fully registered certificate for each Series, maturity and interest rate. Purchases of the 2012 Bonds will initially be made in book-entry form. See “Book-Entry Only System” herein. As long as the 2012 Bonds are registered in the name of DTC or its nominee, Cede & Co., payments of the principal of, redemption premium, if any, and interest on the 2012 Bonds will be paid directly to Cede & Co. by wire transfer by Wells Fargo Bank, N.A., Philadelphia, Pennsylvania, as Paying Agent (the “*Paying Agent*”), on each Interest Payment Date. While the book-entry only system is in effect, transfers and exchanges of the 2012 Bonds will be effected through DTC’s book-entry system.

DTC may determine to discontinue providing its service with respect to the 2012 Bonds at any time by giving notice to the Commission and discharging its responsibilities with respect thereto under applicable law or the Commission may determine to discontinue the system of book-entry-only transfers through DTC (or a successor securities depository). Under such circumstances, 2012 Bonds will be authenticated and delivered as provided in the Subordinate Indenture to the Beneficial Owners of the 2012 Bonds, who shall then become the registered owners thereof.

**THE 2012 BONDS ARE NOT SUBJECT TO ACCELERATION UPON THE OCCURRENCE OF AN EVENT OF DEFAULT.**

### **Registration, Transfer and Exchange**

The Trustee shall act as initial registrar for the 2012 Bonds (the “*2012 Bond Registrar*”) and in such capacity shall maintain a register (the “*Bond Register*”) for the registration and transfer of 2012 Bonds. Upon surrender of any 2012 Bonds at the designated office of the Trustee, as the 2012 Bond Registrar, together with an assignment duly executed by the current holder of such 2012 Bonds or such holder’s duly authorized attorney or legal representative in such form as shall be satisfactory to the Trustee, such 2012 Bonds may, at the option of the holder, be exchanged for an equal aggregate principal amount of 2012 Bonds of the same Series, of the same maturity, of Authorized Denominations and bearing interest at the same rate and in the same form as the 2012 Bonds surrendered for exchange, registered in the name or names designated on the assignment. The Commission shall execute and the Trustee shall authenticate any 2012 Bonds whose execution and authentication is necessary to provide for exchange of 2012 Bonds and the Commission may rely on a representation from the Trustee that such execution is required.

Notwithstanding the foregoing, the Trustee shall not be required to (i) transfer or exchange any 2012 Bond during a period beginning at the opening of business 15 days before the

day of the mailing of a notice of redemption of such 2012 Bond and ending at the close of business on the day of such mailing, or (ii) transfer or exchange any 2012 Bond so selected for redemption in whole or in part, or during a period beginning at the opening of business on any Record Date for such 2012 Bond and ending at the close of business on the relevant Interest Payment Date therefor.

The Trustee may make a charge to any 2012 Bondholder requesting any exchange or registration in the amount of any tax or other governmental charge required to be paid with respect thereto and the Commission may charge such amount as it deems appropriate for each new 2012 Bond delivered upon such exchange or transfer, which charge or charges shall be paid before any new 2012 Bond shall be delivered.

Prior to due presentment for registration of transfer of any 2012 Bond, the Trustee shall treat the Person shown on the 2012 Bond Register as owning a 2012 Bond as the 2012 Bondholder and the Person exclusively entitled to payment of principal thereof, redemption premium, if any, and interest thereon and, except as otherwise expressly provided herein, the exercise of all other rights and powers of the owner thereof, and neither the Commission, the Trustee nor any agent of the Commission or the Trustee shall be affected by notice to the contrary.

The Subordinate Indenture, and all provisions thereof, are incorporated by reference in the text of the 2012 Bonds, and the 2012 Bonds provide that each registered owner, Beneficial Owner, Participant or Indirect Participant (as each is defined below) by acceptance of a 2012 Bond (including receipt of a book-entry credit evidencing an interest therein) assents to all of such provisions as an explicit and material portion of the consideration running to the Commission to induce it to issue such 2012 Bond.

### **Redemption of 2012 Bonds**

The 2012 Bonds are subject to optional redemption and mandatory sinking fund redemption as set forth below.

#### *Optional Redemption of 2012A Subordinate Revenue Bonds.*

The 2012A Subordinate Revenue Bonds are subject to redemption prior to maturity at the option of the Commission at any time on or after December 1, 2021, as a whole or in part, at a redemption price equal to 100% of the principal amount thereof, plus accrued interest to the redemption date.

#### *Optional Redemption of 2012A MLF Special Revenue Bonds.*

The 2012A MLF Special Revenue Bonds are subject to redemption prior to maturity at the option of the Commission at any time on and after December 1, 2021, as a whole or in part at a redemption price equal to 100% of the principal amount thereof, plus accrued interest to the redemption date.

#### *Mandatory Redemption*

*Mandatory Sinking Fund Redemption of 2012A Subordinate Revenue Bonds.* The 2012A Subordinate Revenue Bonds maturing on December 1 of the years 2032, 2037 and 2042 shall be

subject to mandatory sinking fund redemption prior to maturity by the Commission in part on December 1 of the respective years and in the principal amounts each year set forth in the tables below, at a redemption price equal to 100% of the principal amount thereof, plus accrued interest to the redemption date:

**2012 Subordinate Revenue Bonds maturing December 1, 2032**

<b><u>Year</u></b>	<b><u>Amount</u></b>
2028	\$3,945,000
2029	4,025,000
2030	4,115,000
2031	4,210,000
2032*	4,305,000

**2012 Subordinate Revenue Bonds maturing December 1, 2037**

<b><u>Year</u></b>	<b><u>Amount</u></b>
2033	\$4,420,000
2034	4,495,000
2035	4,585,000
2036	4,670,000
2037*	4,770,000

**2012 Subordinate Revenue Bonds maturing December 1, 2042**

<b><u>Year</u></b>	<b><u>Amount</u></b>
2038	\$4,875,000
2039	5,020,000
2040	5,170,000
2041	5,335,000
2042*	5,510,000

---

\* Final Maturity

*Mandatory Sinking Fund Redemption of 2012A MLF Special Revenue Bonds.* The 2012A MLF Special Revenue Bonds maturing on December 1 of the years 2037 and 2042 shall be subject to mandatory sinking fund redemption prior to maturity by the Commission in part on December 1 of the respective years and in the principal amounts each year as set forth in the table below, at a redemption price equal to 100% of the principal amount thereof, plus accrued interest to the redemption date:

**2012A MLF Special Revenue Bonds maturing December 1, 2037 (4% Coupon)**

<u>Year</u>	<u>Amount</u>
2033	\$325,000
2034	350,000
2035	375,000
2036	400,000
2037*	430,000

**2012A MLF Special Revenue Bonds maturing December 1, 2037 (5% Coupon)**

<u>Year</u>	<u>Amount</u>
2033	\$3,960,000
2034	4,255,000
2035	4,560,000
2036	4,885,000
2037*	5,215,000

**2012A MLF Special Revenue Bonds maturing December 1, 2042**

<u>Year</u>	<u>Amount</u>
2038	\$6,025,000
2039	6,420,000
2040	6,845,000
2041	7,280,000
2042*	7,740,000

---

\*Final Maturity

**Selection of 2012 Bonds to be Redeemed**

Except as to any mandatory sinking fund redemption of 2012 Bonds as described above, any partial redemption of the 2012 Bonds may be in any order of maturity and in any principal amount within a series, maturity and interest rate as designated by the Commission, and, in the case of any 2012 Bonds subject to mandatory redemption, the Commission shall be entitled to designate whether such payments shall be credited against principal amounts due at maturity or against particular scheduled mandatory redemption obligations with respect to such 2012 Bonds.



The portion of any 2012 Bond to be redeemed shall be an Authorized Denomination or any multiple thereof and in selecting 2012 Bonds for redemption, each 2012 Bond shall be considered as representing that number of 2012 Bonds which is obtained by dividing the principal amount of such 2012 Bond by the minimum Authorized Denomination. If a portion of a 2012 Bond shall be called for redemption, a new 2012 Bond of the same Series and maturity in principal amount equal to the unredeemed portion thereof shall be issued to the bondholder thereof upon the surrender of such 2012 Bond. If for any reason the principal amount of 2012 Bonds called for redemption would result in a redemption of 2012 Bonds less than the Authorized Denomination, the Trustee, to the extent possible within the principal amount of such bonds to be redeemed, is authorized to adjust the selection of 2012 Bonds for such purpose in order to minimize any such redemption.

So long as the 2012 Bonds are issued as book-entry bonds through the Securities Depository, the particular bonds of any maturity and interest rate to be redeemed shall be selected by the Securities Depository in accordance with its stated procedures, or, otherwise, as determined by the Trustee by lot.

*Notice of Redemption.* The Trustee, at the expense of the Commission, shall send notice of any redemption, identifying the 2012 Bonds to be redeemed, the redemption date and the method and place of payment and the information set forth in the following paragraph, by first class mail to each holder of a 2012 Bond called for redemption to the holder's address listed on the 2012 Bond Register. Such notice shall be sent by the Trustee by first class mail between 30 and 60 days prior to the scheduled redemption date. While the 2012 Bonds are in the book-entry-only system, the Trustee is only required to provide notice to the Securities Depository pursuant to its stated procedures.

In addition to the foregoing, the redemption notice shall contain with respect to each 2012 Bond being redeemed, (1) the CUSIP number, (2) the date of issue, (3) the interest rate, (4) the maturity date, and (5) any other descriptive information determined by the Trustee to be needed to identify the 2012 Bonds. If a redemption is a Conditional Redemption (as hereinafter defined), the notice shall so state. The Trustee also shall send each notice of redemption to (i) any Rating Agency then rating the 2012 Bonds to be redeemed; (ii) all of the registered clearing agencies known to the Trustee to be in the business of holding substantial amounts of bonds of a type similar to the 2012 Bonds; (iii) the Municipal Securities Rulemaking Board Electronic Municipal Market Access website and any similar entities which are required recipients by reason of continuing disclosure undertakings or regulatory requirements, such services to be identified by the Trustee, and (iv) one or more other national information services that disseminate notices of redemption of bonds such as the 2012 Bonds, such services to be identified by the Trustee.

In the case of an optional redemption of 2012 Bonds, the notice may state (1) that it is conditioned upon the deposit of moneys, in an amount equal to the amount necessary to effect the redemption, with the Trustee no later than the redemption date, or (2) that the Commission retains the right to rescind such notice at any time prior to the scheduled redemption date if the Commission delivers a certificate of a Commission Official to the Trustee instructing the Trustee to rescind the redemption notice (in either case, a "**Conditional Redemption**"), and such notice and optional redemption shall be of no effect if such moneys are not so deposited or if the notice is rescinded.

*Purchase of 2012 Bonds at Any Time.* The Trustee, upon the written request of the Commission, shall purchase 2012 Bonds as specified by the Commission in the open market at a price not exceeding the price specified by the Commission. Such purchase of 2012 Bonds shall be made with funds available under the Subordinate Indenture or provided by the Commission in such written request. Upon purchase by the Trustee, such 2012 Bonds shall be treated as delivered for cancellation under the terms of the Subordinate Indenture. Nothing in the Subordinate Indenture shall prevent the Commission from purchasing 2012 Bonds in the open market without the involvement of the Trustee and delivering such 2012 Bonds to the Trustee for cancellation under the Subordinate Indenture. 2012 Bonds purchased by the Commission and delivered to the Trustee under the terms of the Subordinate Indenture which are subject to a mandatory sinking fund redemption schedule may be credited against future mandatory sinking fund redemption payments. The principal amounts of 2012 Bonds to be redeemed by optional redemption may be reduced by the principal amount of 2012 Bonds purchased by the Commission and delivered to the Trustee for cancellation at least 15 days prior to the last date on which notice of redemption can be mailed.

### **Book-Entry Only System**

The Depository Trust Company (“**DTC**”), New York, NY, will act as securities depository for the 2012 Bonds. The 2012 Bonds will be issued as fully-registered securities registered in the name of Cede & Co. (DTC’s partnership nominee) or such other name as may be requested by an authorized representative of DTC. One fully-registered 2012 Bond certificate will be issued in the aggregate principal amount of each maturity of each series of the 2012 Bonds, and will be deposited with DTC.

DTC, the world’s largest depository, is a limited-purpose trust company organized under the New York Banking Law, a “banking organization” within the meaning of the New York Banking Law, a member of the Federal Reserve System, a “clearing corporation” within the meaning of the New York Uniform Commercial Code, and a “clearing agency” registered pursuant to the provisions of Section 17A of the Securities Exchange Act of 1934. DTC holds and provides asset servicing for over 3.5 million issues of U.S. and non-U.S. equity, corporate and municipal debt issues, and money market instrument (from over 100 countries) that DTC’s participants (“**Direct Participants**”) deposit with DTC. DTC also facilitates the post-trade settlement among Direct Participants of sales and other securities transactions in deposited securities through electronic computerized book-entry transfers and pledges between Direct Participants’ accounts. This eliminates the need for physical movement of securities certificates. Direct Participants include both U. S. and non-U.S. securities brokers and dealers, banks, trust companies, clearing corporations, and certain other organizations. DTC is a wholly-owned subsidiary of The Depository Trust & Clearing Corporation (“**DTCC**”). DTCC is the holding company for DTC, National Securities Clearing Corporation and Fixed Income Clearing Corporation, all of which are registered clearing agencies. DTCC is owned by the users of its regulated subsidiaries. Access to the DTC system is also available to others such as both U.S. and non-U.S. securities brokers and dealers, banks, trust companies, and clearing corporations that clear through or maintain a custodial relationship with a Direct Participant, either directly or indirectly (“**Indirect Participants**”). DTC has Standard & Poor’s rating of AA+. The DTC Rules applicable to its Participants are on file with the Securities and Exchange Commission. More information about DTC can be found at [www.dtcc](http://www.dtcc).

Purchases of 2012 Bonds under the DTC system must be made by or through Direct Participants, which will receive a credit for the 2012 Bonds on DTC's records. The ownership interest of each actual purchaser of each 2012 Bond ("**Beneficial Owner**") is in turn to be recorded on the Direct and Indirect Participants' records. Beneficial Owners will not receive written confirmation from DTC of their purchase. Beneficial Owners are, however, expected to receive written confirmations providing details of the transaction, as well as periodic statements of their holdings, from the Direct or Indirect Participant through which the Beneficial Owner entered into the transaction. Transfers of ownership interests in the 2012 Bonds are to be accomplished by entries made on the books of Direct and Indirect Participants acting on behalf of Beneficial Owners. Beneficial Owners will not receive certificates representing their ownership interests in 2012 Bonds, except in the event that use of the book-entry system for the 2012 Bonds is discontinued.

To facilitate subsequent transfers, all 2012 Bonds deposited by Direct Participants with DTC are registered in the name of DTC's partnership nominee, Cede & Co. or such other name as may be requested by an authorized representative of DTC. The deposit of 2012 Bonds with DTC and their registration in the name of Cede & Co. or such other nominee do not affect any change in beneficial ownership. DTC has no knowledge of the actual Beneficial Owners of the 2012 Bonds; DTC's records reflect only the identity of the Direct Participants to whose accounts such 2012 Bonds are credited, which may or may not be the Beneficial Owners. The Direct and Indirect Participants will remain responsible for keeping account of their holdings on behalf of their customers.

Conveyance of notices and other communications by DTC to Direct Participants, by Direct Participants to Indirect Participants, and by Direct Participants and Indirect Participants to Beneficial Owners will be governed by arrangements among them, subject to any statutory or regulatory requirements as may be in effect from time to time. Beneficial Owners of 2012 Bonds may wish to take certain steps to augment transmission to them of notices of significant events with respect to the 2012 Bonds, such as redemptions, defaults, and proposed amendments to the security documents. For example, Beneficial Owners of 2012 Bonds may wish to ascertain that the nominee holding the 2012 Bonds for their benefit has agreed to obtain and transmit notices to Beneficial Owners, in the alternative, Beneficial Owners may wish to provide their names and addresses to the registrar and request that copies of the notices be provided directly to them.

Redemption notices shall be sent to DTC. If less than all of the 2012 Bonds within a series and maturity are being redeemed, DTC's practice is to determine by lot the amount of the interest of each Direct Participant in such maturity to be redeemed.

Neither DTC nor Cede & Co. (nor such other DTC nominee) will consent or vote with respect to the 2012 Bonds unless authorized by a Direct Participant in accordance with DTC's Procedures. Under its usual procedures, DTC mails an Omnibus Proxy to the Commission as soon as possible after the record date. The Omnibus Proxy assigns Cede & Co.'s consenting or voting rights to those Direct Participants to whose accounts the 2012 Bonds are credited on the record date (identified in a listing attached to the Omnibus Proxy).

Payments of principal, premium, if any, and interest on the 2012 Bonds will be made to Cede & Co., or such other nominee as may be requested by an authorized representative of DTC. DTC's practice is to credit Direct Participants' accounts, upon DTC's receipt of funds and

corresponding detail information from the Commission or the Trustee on payable date in accordance with their respective holdings shown on DTC's records. Payments by Participants to Beneficial Owners will be governed by standing instructions and customary practices, as is the case with securities held for the accounts of customers in bearer form or registered in "street name," and will be the responsibility of such Participant and not of DTC (nor its nominee), the Trustee, or the Commission, subject to any statutory or regulatory requirements as may be in effect from time to time. Payments of principal, premium, if any, and interest to Cede & Co. (or such other nominee as may be requested by an authorized representative of DTC) are the responsibility of the Commission or the Trustee, disbursement of such payments to Direct Participants will be the responsibility of DTC, and disbursement of such payments to the Beneficial Owners will be the responsibility of Direct and Indirect Participants.

DTC may discontinue providing its services as securities depository with respect to the 2012 Bonds at any time by giving reasonable notice to the Commission or the Trustee. Under such circumstances, in the event that a successor securities depository is not obtained, 2012 Bond certificates are required to be printed and delivered.

The Commission may decide to discontinue use of the system of book-entry-only transfers through DTC (or a successor securities depository). In that event, 2012 Bond certificates will be printed and delivered to DTC.

The information in this section concerning DTC and DTC's book-entry system has been obtained from sources that the Commission believes to be reliable, but is not guaranteed as to accuracy or completeness by, and is not to be construed as a representation by, the Underwriters, the Trustee, or the Commission.

NEITHER THE COMMISSION NOR THE TRUSTEE WILL HAVE ANY RESPONSIBILITY OR OBLIGATION TO DIRECT OR INDIRECT PARTICIPANTS, BENEFICIAL OWNERS OR OTHER NOMINEES OF SUCH BENEFICIAL OWNERS FOR: (1) SENDING TRANSACTION STATEMENTS; (2) MAINTAINING, SUPERVISING OR REVIEWING, OR THE ACCURACY OF, ANY RECORDS MAINTAINED BY DTC OR ANY DIRECT OR INDIRECT PARTICIPANT OR OTHER NOMINEES OF SUCH BENEFICIAL OWNERS; (3) PAYMENT OR THE TIMELINESS OF PAYMENT BY DTC TO ANY DIRECT PARTICIPANT, OR BY ANY DIRECT OR INDIRECT PARTICIPANT OR OTHER NOMINEES OF BENEFICIAL OWNERS TO ANY BENEFICIAL OWNER, OF ANY AMOUNT DUE IN RESPECT OF THE PRINCIPAL OF OR REDEMPTION PREMIUM, IF ANY, OR INTEREST ON BOOK-ENTRY 2012 BONDS; (4) DELIVERY OR TIMELY DELIVERY BY DTC TO ANY DIRECT PARTICIPANT, OR BY ANY DIRECT OR INDIRECT PARTICIPANT OR OTHER NOMINEES OF BENEFICIAL OWNERS TO ANY BENEFICIAL OWNERS, OF ANY NOTICE (INCLUDING NOTICE OF REDEMPTION) OR OTHER COMMUNICATION WHICH IS REQUIRED OR PERMITTED UNDER THE TERMS OF THE SUBORDINATE INDENTURE TO BE GIVEN HOLDERS OR OWNERS OF BOOK-ENTRY 2012 BONDS; (5) THE SELECTION OF THE BENEFICIAL OWNERS TO RECEIVE PAYMENT IN THE EVENT OF ANY PARTIAL REDEMPTION OF BOOK-ENTRY 2012 BONDS; OR (6) ANY ACTION TAKEN BY DTC OR ITS NOMINEE AS THE REGISTERED OWNER OF BOOK-ENTRY 2012 BONDS.

In the event that the Book-Entry Only System is discontinued and the Beneficial Owners become Registered Owners of the 2012 Bonds, the 2012 Bonds will be transferable in accordance with the provisions of the Subordinate Indenture.

### **PENNSYLVANIA TURNPIKE SYSTEM**

*The following provides a general description of the Pennsylvania Turnpike System and certain other information relating to operations of the Commission . Such information is not complete and is qualified by reference to the more complete information set forth in APPENDIX A hereto.*

The present Pennsylvania Turnpike System is composed of the following: (i) the 359 mile Turnpike Mainline traversing the southern portion of Pennsylvania from east to west; (ii) the 110 mile north south section identified as the Northeast Extension; (iii) the approximately 18 mile north south connection, known as the Beaver Valley Expressway, which intersects the Turnpike Mainline in the southwestern portion of the Commonwealth; (iv) the approximately 13 mile Amos K. Hutchinson Bypass which adjoins the Turnpike Mainline near the New Stanton Interchange; (v) four completed segments of the Mon/Fayette Expressway project totaling 39 miles (with an additional 7.7 miles expected to open in the summer of 2012); and (vi) a six mile Southern Beltway project from PA 60 to US 22, near the Greater Pittsburgh International Airport. Such roads, together with any other roads for which the Commission has operational responsibility and is collecting Tolls (as defined below), presently constitute the “**System.**” The Commission may in the future, under the terms of the Senior Indenture, identify in writing certain roads, other than the Mainline Section and the Northeast Extension, as not being part of the System for the purposes of the Senior Indenture.

The Turnpike Mainline connects with the Ohio Turnpike at its western terminus and with the New Jersey Turnpike at its eastern terminus. The Turnpike Mainline commences on the eastern boundary of Pennsylvania at the Delaware River Bridge which connects the System to the New Jersey Turnpike. The Turnpike Mainline traverses the state in a westerly direction generally paralleling the southern border of the state immediately north of Philadelphia and south of Harrisburg to the vicinity of Somerset. West of Somerset, the highway follows a northwesterly direction to the northeast of Pittsburgh and to the Ohio state line, south of Youngstown, Ohio.

The System has a total of 64 interchanges which connect it with major arteries and population centers in its 545 mile traffic corridor. Thirty of the interchanges are located on the Turnpike Mainline, including Turnpike Mainline barriers at the New Jersey and Ohio state lines, and 10 interchanges are situated on the Northeast Extension. The additional 17 interchanges are located on the three extensions previously noted. There are 17 service plazas along the Pennsylvania Turnpike System providing gasoline and diesel fuel, other automotive supplies and services, and restaurant services.

### **Revenue Sources of the Commission**

The Commission’s revenues are principally derived from three separate sources: toll revenues from the operation of the System, revenue derived from a portion of the Commonwealth’s Oil Franchise Tax, and revenue derived from a portion of the Commonwealth’s vehicle registration fee revenues.

**Tolls.** The largest part of the Commission's revenues is derived from the collection of all rates, rents, fees, charges, fines or other income derived by the Commission from the vehicular usage of the System and all rights to receive the same (the "***Tolls***", as defined in the Senior Indenture). The Tolls are pledged to secure the Commission's outstanding turnpike revenue bonds issued under the Senior Indenture (collectively, the "***Turnpike Revenue Bonds***") and other parity obligations under the Senior Indenture (including certain interest rate swap agreements), which are subject to or may be issued under the terms of the Senior Indenture. Currently \$2,779,820,000 aggregate principal amount of Turnpike Revenue Bonds are Outstanding under the Senior Indenture. In addition, the Commission has entered into various interest rate swap agreements with a total current notional amount of \$1,567,837,000 under the Senior Indenture. The Tolls are not pledged to secure the Subordinate Revenue Bonds, the Special Revenue Bonds, the Oil Franchise Tax Revenue Bonds (as defined below) and the Registration Fee Revenue Bonds (as defined below). Certain payments made from moneys in the General Reserve Fund which are derived from Tolls are, however, pledged on a wholly subordinate basis to secure payments due on Subordinate Revenue Bonds and Special Revenue Bonds, including the 2012 Bonds.

The Commission implemented a toll increase in the amount of 25% effective January 4, 2009, a toll increase in the amount of 3% effective January 3, 2010, a toll increase on January 2, 2011, in the amount of 10% for cash customers and 3% for E-ZPass customers and a toll increase in the amount of 10% for cash customers, effective January 1, 2012. There is no rate increase for E-ZPass customers in 2012. The Commission has also approved certain changes to its commercial discounts effective January 2012. In addition, the Commission also approved toll rate increases that among E-ZPass users and cash customers will average 3% annually for each of the 2013 and 2014 calendar years. Future toll increases will be determined by the Commission, taking into account the amount necessary to meet the then existing debt, capital and operational obligations of the Commission. See APPENDIX A – "THE PENNSYLVANIA TURNPIKE COMMISSION – The Pennsylvania Turnpike – Revenue Sources of the Commission" and "- Toll Schedule and Rates."

The Commission is permitted under the terms of the Senior Indenture to exclude certain roads, other than the Mainline Section and the Northeast Extension, from the System for the purposes of the Senior Indenture which would eliminate toll revenues from these portions from the definition of Tolls under the Senior Indenture. However, the Commission currently has no plans to remove any roads from the System.

**Oil Franchise Tax Revenues.** The Commission's second principal stream of revenues consists of that portion of the Commonwealth's Oil Franchise Tax revenues (the "***Oil Franchise Tax Revenues***") allocated by statute to the Commission or the holders of the Commission's Oil Franchise Tax Revenue Bonds (the "***Oil Franchise Tax Revenue Bonds***"), \$786,062,198.15 of which are issued and outstanding (including compounded amounts as of December 31, 2011 for capital appreciation bonds). The Oil Franchise Tax Revenue Bonds, the proceeds of which were spent on portions of the Mon/Fayette Expressway and the Southern Beltway, are secured solely by Oil Franchise Tax Revenues. **The Oil Franchise Tax Revenues are not pledged to secure the 2012 Bonds, other Subordinate Revenue Bonds and Special Revenue Bonds, Turnpike Revenue Bonds or the Registration Fee Revenue Bonds.**

**Registration Fee Revenues.** The Commission's third principal stream of revenues consists of that portion of the Commonwealth's vehicle registration fee revenues (the

“**Registration Fee Revenues**”) allocated by statute to the Commission or the holders of any of the Commission’s Registration Fee Revenue Bonds (the “**Registration Fee Revenue Bonds**”), \$430,045,000 of which are issued and outstanding. The Registration Fee Revenue Bonds, the proceeds of which were spent on portions of the Mon/Fayette Expressway and the Southern Beltway, are secured by Registration Fee Revenues. Registration Fee Revenue Bonds are to be paid solely from the Registration Fee Revenues. **The Registration Fee Revenues are not pledged to secure the 2012 Bonds, other Subordinate Revenue Bonds and Special Revenue Bonds, Turnpike Revenue Bonds or the Oil Franchise Tax Revenue Bonds.**

Neither the Turnpike Revenue Bonds, the Oil Franchise Tax Revenue Bonds nor the Registration Fee Revenue Bonds are secured by or have any interest in the Trust Estate.

#### **Act 44 and Act 44 Financial Plan**

Act 44 and Funding Agreement. On July 18, 2007, Act 44 was enacted creating a “public-public partnership” between the Commission and PennDOT to provide funding for roads, bridges and transit throughout the Commonwealth, thus greatly expanding the Commission’s previous focus on operating and improving the Turnpike. The General Assembly enacted Act 44 after considering transportation funding proposals, including the leasing of the Turnpike Mainline to a private party.

As more fully discussed in APPENDIX A, Act 44 obligated the Commission, among other things, to enter into an agreement with PennDOT to effectuate the provisions of Act 44 requiring the Commission to make substantial annual payments to PennDOT to provide funds for various transportation needs in the Commonwealth and granting the Commission the option to lease the Pennsylvania portion of Interstate 80 (“**I-80**”) and to convert I-80 to a toll road (the “**Conversion**”) subject to certain federal approvals and other conditions. The Commission and PennDOT entered into a Lease and Funding Agreement, dated October 14, 2007 (the “**Funding Agreement**”), pursuant to which the Commission is required to make certain payments to PennDOT in quarterly installments and the Commission was granted the unilateral option to effectuate the Conversion at any time before the third anniversary of the Funding Agreement (the “**Conversion Period**”), subject to extension as provided in the Funding Agreement. The term of the Funding Agreement is 50 years from its effective date, October 14, 2007.

The Federal Highway Administration’s (“**FHWA**”) approval of the tolling of I-80 was required in order for the Conversion to occur; however, the FHWA denied the Commission’s application to toll I-80. The Commission has not appealed the FHWA’s decision and did not extend the Conversion Period during the notice period under the Funding Agreement or give notice of Conversion. See APPENDIX A for further discussion.

Pursuant to the provisions of Act 44, payments to PennDOT have decreased to \$450,000,000 annually for the remaining term of the Funding Agreement effective beginning with Fiscal Year 2010-11. See APPENDIX A – “THE PENNSYLVANIA TURNPIKE COMMISSION – The Pennsylvania Turnpike – Act 44.”

Act 44 Financial Plan. In accordance with Act 44, the Commission is required to provide a financial plan to the Secretary of the Budget of the Commonwealth no later than June 1 of each year. The financial plan must describe the Commission’s proposed operating and capital expenditures, borrowings, liquidity and other financial management covenants and policies,

estimated toll rates and all other revenues and expenditures for the ensuing Fiscal Year. The financial plan must also show that the operation of the System can reasonably be anticipated to result in the Commission's ability to meet its payment obligations to PennDOT pursuant to the Funding Agreement and Act 44. It does not, however, address the funding needs for the Mon/Fayette or Southern Beltway projects (see "CAPITAL IMPROVEMENTS – Mon/Fayette Expressway and Southern Beltway" in APPENDIX A hereto).

The Commission submitted its Financial Plan for Fiscal Year 2011-12 on June 1, 2011 and a Financial Plan Amendment on August 4, 2011, incorporating the Commission's adoption of an amendment to its Ten Year Capital Plan (together the "*Financial Plan*"). The amendment to the Capital Plan, which was approved by the Commission on June 21, 2011, provides an additional \$1.74 billion in capital spending over the original Capital Plan for a total \$6.4 billion. This increased commitment allows the Commission to accelerate a number of capital improvements and to pursue new initiatives to maintain and improve the System. The Commission's Financial Plan indicates that in Fiscal Year 2010-11 it was able to meet all of its financial covenants and Act 44 obligations and was able to progress with its capital plan. Given the slow recovery of the economy, the Commission plans to continue the cost containment and efficiency measures it implemented within the past few years. These measures, together with future toll increases, are expected to allow the Commission to meet its financial covenants, Act 44 obligations, and capital needs during Fiscal Year 2011-12.

The Financial Plan concludes that the Commission will continue to meet all of its indenture covenants and all of its other obligations through the 2057 Fiscal Year. However, as a forward-looking report, the Financial Plan makes certain assumptions, including future toll increases, to reach its conclusion that the financial covenants, Act 44 obligations and capital needs will be met beyond Fiscal Year 2012. Key among these assumptions is the Commission's ability to raise all tolls throughout the System. The Financial Plan reflects the expected full year effects of the January 2011 toll increase and the expected partial year impacts of the January 2012 toll increase. The Financial Plan does not assume any tolling of I-80 and assumes the continuation of the current reduced level of funding obligations required by Act 44. No assurances can be made by the Commission with respect to the assumptions made or conclusions reached in the Financial Plan. A complete copy of the Financial Plan can be obtained by contacting the Commission. See APPENDIX A – "THE PENNSYLVANIA TURNPIKE COMMISSION – The Pennsylvania Turnpike – Act 44."

### **Traffic and Revenue Study**

Attached hereto as APPENDIX G is the Pennsylvania Turnpike 2012 Traffic and Revenue Forecast Study prepared by CDM Smith (formerly Wilbur Smith Associates) dated March 9, 2012 (the "*Traffic Study*"). The Traffic Study updates the study conducted by Wilbur Smith Associates in January 2009, together with "bring down" letters developed by Wilbur Smith Associates in March 2010 and February 2011, updating forecasts developed in the January 2009 study. Total adjusted gross toll revenue is estimated to increase from \$739.7 million in Fiscal Year 2010-11 to \$3.5 billion by Fiscal Year 2040-41, representing 5.3% annualized growth. The Traffic Study forecasts are slightly lower than reflected in the February 2011 "bring down" letter, due to a slower than expected economic recovery. As noted in the Traffic Study, the forecasts made in the Traffic Study assume a relatively subdued growth rate in 2012 and into 2013 as economic activity begins to pick up after the severe recession. A somewhat larger recovery impact is forecast for 2014 and 2015. Beyond 2015, growth is assumed to moderate.



The Commission reports that adjusted gross toll revenues for the nine month period ended February 29, 2012 are 5.7% greater than the same period in Fiscal Year 2010-11. The Traffic Study should be read in its entirety for a full description of the assumptions and methodologies used to develop such forecasts. The Commission believes that it will have sufficient revenue to meet the debt, capital and operational obligations of the Commission in future years. See “CERTAIN RISK FACTORS” and APPENDIX F – “TRAFFIC AND REVENUE STUDY.”

### **PLAN OF FINANCING**

The 2012A Subordinate Revenue Bonds are being issued to provide funds to finance the costs of (i) making payments to PennDOT in accordance with Act 44 to fund certain grants to mass transit agencies, (ii) funding any necessary deposit to the Debt Service Reserve Fund under the Subordinate Indenture in respect of the 2012A Subordinate Bonds, and (iii) issuing the 2012A Subordinate Revenue Bonds.

The 2012A MLF Special Revenue Bonds are being issued to provide funds to finance the costs of (i) making payments to PennDOT in accordance with Act 44 to fund various road, highway, bridge and capital projects, (ii) funding a deposit to the Special Revenue Bonds Funded Debt Service Sub-Account, and (iii) issuing the 2012A MLF Special Revenue Bonds.

### **ESTIMATED SOURCES AND USES OF FUNDS**

	<b>2012A Subordinate Revenue Bonds</b>	<b>2012A MLF Special Revenue Bonds</b>	<b><u>Total</u></b>
<b>Sources:</b>			
Par Amount	\$123,545,000.00	\$94,935,000.00	\$218,480,000.00
Net Original Issue Premium	<u>7,342,662.40</u>	<u>9,386,405.05</u>	<u>16,729,067.45</u>
<b>TOTAL SOURCES</b>	<b><u>\$130,887,662.40</u></b>	<b><u>\$104,321,405.05</u></b>	<b><u>\$235,209,067.45</u></b>
<b>Uses:</b>			
Act 44 Payment	\$125,000,000.00	\$100,000,000.00	\$225,000,000.00
Debt Service Reserve Fund Deposit relating to 2012A Subordinate Revenue Bonds	4,982,446.38		4,982,446.38
Special Revenue Bonds Funded Debt Service Sub-Account Deposit		3,608,566.13	3,608,566.13
Cost of Issuance <sup>1</sup>	<u>905,216.02</u>	<u>712,838.92</u>	<u>1,618,054.94</u>
<b>TOTAL USES</b>	<b><u>\$130,887,662.40</u></b>	<b><u>\$104,321,405.05</u></b>	<b><u>\$235,209,067.45</u></b>

<sup>1</sup> Includes underwriters’ discount, fees and expenses of co-bond counsel, disclosure counsel and counsel to the underwriters, rating agency fees, printing expenses, fees and expenses of the financial advisor, trustee fees, and other miscellaneous costs and expenses.

## **SECURITY FOR THE 2012 BONDS**

### **2012A Subordinate Revenue Bonds – General**

The 2012A Subordinate Revenue Bonds are limited obligations of the Commission. The 2012A Subordinate Revenue Bonds will be secured, along with the Commission's Outstanding Subordinate Revenue Bonds Parity Obligations under the Subordinate Indenture, except as otherwise noted below, by the pledge by the Commission to the Trustee of (1) the Commission Payments (as described below), (2) all monies deposited into accounts or funds (other than the Rebate Fund), created by the Subordinate Indenture and held by or on behalf of the Trustee, (3) any insurance proceeds and other moneys required to be deposited therein, (4) all payments received by the Commission pursuant to Parity Swap Agreements, and (5) all investment earnings on all moneys held in accounts and funds established by the Subordinate Indenture (collectively, the "*Trust Estate*"); provided, that the Motor License Repayment Fund and earnings thereon are pledged to the Trustee solely for the purposes set forth in the Subordinate Indenture, and that the Special Revenue Bonds Receipts Account and the Special Revenue Bonds Funded Debt Service Sub-Account and earnings thereon are pledged solely for the benefit of holders of Special Revenue Bonds and Special Revenue Bonds Parity Obligations. "*Commission Payments*" consist of certain payments made by the Commission from funds on deposit in the General Reserve Fund established under the Senior Indenture to the extent such funds may be released from the General Reserve Fund in accordance with the terms of the Senior Indenture. The Subordinate Indenture does not create a lien on the General Reserve Fund. Under the Senior Indenture, holders of the Senior Indenture Parity Obligations are granted a lien on the Tolls, certain other revenues and funds established under the Senior Indenture, including the General Reserve Fund, and pledged by the Commission as part of the Senior Trust Estate (as defined in APPENDIX E). The Subordinate Indenture does not create any lien on Tolls, other revenues and funds established under the Senior Indenture. See "SECURITY FOR THE 2012 BONDS – Commission Payments" below.

The Subordinate Indenture further provides that the Commission may not issue Additional Subordinate Indenture Bonds nor incur other Parity Obligations except upon satisfaction of various requirements as expressly provided in the Subordinate Indenture. See "SUBORDINATE INDENTURE – ADDITIONAL SUBORDINATE INDENTURE BONDS" and "--APPROVED AND PARITY SWAP OBLIGATIONS" in APPENDIX C.

The 2012A Subordinate Revenue Bonds are Debt Service Reserve Fund Bonds for the purpose of the Subordinate Indenture and, accordingly, are secured by moneys on deposit in the Debt Service Reserve Fund. Upon the issuance of the 2012A Subordinate Revenue Bonds and the deposit of a portion of the proceeds thereof to the Debt Service Reserve Fund, the money on deposit in such Fund will equal the Debt Service Reserve Fund Requirement with respect to all outstanding Debt Service Reserve Fund Bonds, including the 2012A Subordinate Revenue Bonds.

### **2012A MLF Special Revenue Bonds – General**

The 2012A MLF Special Revenue Bonds are limited obligations of the Commission and are secured, along with all Special Revenue Bonds and other Special Revenue Bonds Parity Obligations, by the Trust Estate under the Subordinate Indenture (other than the Motor License Repayment Fund, the Revenue Bonds Account and the Debt Service Reserve Fund and earnings

thereon), but are junior and subordinate in right of payment to the 2012A Subordinate Revenue Bonds and all other Subordinate Revenue Bonds issued or to be issued under the Subordinate Indenture and Subordinate Revenue Bonds Parity Obligations in that Commission Payments must be applied to all such obligations before being used to pay the 2012A MLF Special Revenue Bonds. If Commission Payments are not sufficient to make payments with respect to the Special Revenue Bonds, however, then Act 44 directs the Treasurer of the Commonwealth to transfer certain funds from the Commonwealth's Motor License Fund to the Trustee to fund such payments. See "Special Revenue Bonds" and "MOTOR LICENSE FUND" below and APPENDIX H – "CERTAIN INFORMATION REGARDING COMMONWEALTH MOTOR LICENSE FUND."

The 2012A MLF Special Revenue Bonds are not "Debt Service Reserve Fund Bonds" under the Subordinate Indenture and, therefore, the 2012A MLF Special Revenue Bonds are not secured by the Debt Service Reserve Fund created under the Subordinate Indenture.

The 2012A MLF Special Revenue Bonds, and all other outstanding Special Revenue Bonds, are secured by the Special Revenue Bonds Receipts Account and by the Special Revenue Bonds Funded Debt Service Sub-Account created within the Debt Service Fund under the Subordinate Indenture. See "SECURITY FOR THE 2012 BONDS – Special Revenue Bonds" and "SECURITY FOR THE 2012 BONDS – Debt Service Fund" herein.

### **Limitation**

TOLL REVENUES, OIL FRANCHISE TAX REVENUES, AND REGISTRATION FEE REVENUES (EXCEPT FOR DEPOSITS MADE BY THE COMMONWEALTH TO THE SPECIAL REVENUE BONDS RECEIPTS ACCOUNT, WHICH ACCOUNT DOES NOT SECURE THE 2012A SUBORDINATE REVENUE BONDS), AS WELL AS OTHER SOURCES OF THE COMMISSION'S REVENUES ARE NOT PLEDGED UNDER THE SUBORDINATE INDENTURE AS PART OF THE TRUST ESTATE. THE TRUST ESTATE IS LIMITED TO FUNDS AVAILABLE AND TRANSFERRED TO THE TRUSTEE FROM THE GENERAL RESERVE FUND UNDER THE SENIOR INDENTURE AND CERTAIN OTHER AMOUNTS ON DEPOSIT WITH THE TRUSTEE. THE SUBORDINATE INDENTURE DOES NOT CREATE A LIEN UPON THE MOTOR LICENSE FUND OR UPON ANY ACCOUNT THEREIN. THE TRUST ESTATE AS DEFINED IN THE SUBORDINATE INDENTURE ALSO EXCLUDES ALL MONIES HELD IN THE REBATE FUND ESTABLISHED UNDER THE SUBORDINATE INDENTURE.

**THE 2012 BONDS ARE LIMITED OBLIGATIONS OF THE COMMISSION AND SHALL NOT BE DEEMED TO BE A DEBT OF THE COMMONWEALTH OR A PLEDGE OF THE FULL FAITH AND CREDIT OF THE COMMONWEALTH. THE COMMONWEALTH IS NOT OBLIGATED TO LEVY OR PLEDGE ANY FORM OF TAXATION WHATSOEVER THEREFOR OR TO MAKE ANY APPROPRIATION FOR THE PAYMENT OF ANY OF THE 2012 BONDS. THE COMMISSION HAS NO TAXING POWER.**

### **Senior Revenue Bonds and Other Senior Parity Obligations**

The Commission has previously issued Senior Revenue Bonds under the Senior Indenture, \$2,779,820,000 of which are currently outstanding. Under the terms of the Senior

Indenture the Commission may issue additional Senior Revenue Bonds. THE PRINCIPAL OF, PREMIUM, IF ANY, AND INTEREST ON ALL SUCH SENIOR REVENUE BONDS WILL BE PAID PRIOR TO THE PAYMENT OF COMMISSION PAYMENTS WITH RESPECT TO THE SUBORDINATE INDENTURE BONDS, INCLUDING THE 2012 BONDS, EXCEPT TO THE EXTENT ANY SPECIAL REVENUE BONDS ARE PAID FROM AMOUNTS TRANSFERRED TO THE TRUSTEE FROM THE MOTOR LICENSE FUND. See “Commission Payments” below.

In addition to the Outstanding Senior Revenue Bonds, the Commission has entered into various interest rate exchange agreements with an outstanding notional amount of \$1,567,837,000, that constitute Senior Indenture Parity Swap Agreements (as defined in APPENDIX E) under the Senior Indenture. Under the terms of the Senior Indenture, amounts payable under Senior Indenture Parity Swap Agreements, including certain termination payments, are secured on a parity with the Senior Revenue Bonds by the Senior Trust Estate. Under the terms of the Senior Indenture the Commission may enter into additional Senior Indenture Parity Swap Agreements. ALL AMOUNTS PAYABLE UNDER ALL SUCH SENIOR PARITY SWAP AGREEMENTS, INCLUDING CERTAIN TERMINATION PAYMENTS, WILL BE PAID PRIOR TO THE PAYMENT OF COMMISSION PAYMENTS WITH RESPECT TO THE SUBORDINATE INDENTURE BONDS, INCLUDING THE 2012 BONDS, EXCEPT TO THE EXTENT ANY SPECIAL REVENUE BONDS ARE PAID FROM AMOUNTS TRANSFERRED TO THE TRUSTEE FROM THE MOTOR LICENSE FUND. See “Commission Payments” below, and “THE PENNSYLVANIA TURNPIKE – Financial Policies and Guidelines” in APPENDIX A.

### **Subordinate Revenue Bonds**

After the issuance of the 2012 Bonds, Subordinate Revenue Bonds in the principal amount of \$3,333,061,257.40 (including compounded amounts as of December 1, 2011 for capital appreciation bonds) will be outstanding under the Subordinate Indenture. Upon the fulfillment of conditions set forth in the Subordinate Indenture, the Commission may issue additional Subordinate Revenue Bonds under the terms of the Subordinate Indenture which will have an equal claim to the Trust Estate with the 2012A Subordinate Revenue Bonds. However, all such additional Subordinate Revenue Bonds issued under the terms of the Subordinate Indenture shall be subordinate to the payment of all Senior Indenture Parity Obligations issued pursuant to the Senior Indenture. See APPENDIX C – “SUMMARY OF CERTAIN PROVISIONS OF THE SUBORDINATE INDENTURE.”

### **Special Revenue Bonds**

Under Act 44, the Commission is authorized to issue Special Revenue Bonds (as defined in §9511.2 of Act 44) up to an aggregate principal amount of \$5 billion (not to exceed \$600 million per year), exclusive of original issue discount, for the purpose of paying bond-related expenses and costs of PennDOT (specifically, highway, bridge and other capital projects). After the issuance of the 2012 Bonds, Special Revenue Bonds in the aggregate principal amount of \$600,069,191.30 (including compounded amounts as of December 1, 2011 for capital appreciation bonds) will be outstanding under the Subordinate Indenture. Special Revenue Bonds are subordinate to Subordinate Revenue Bonds (including the 2012A Subordinate Revenue Bonds) with respect to the Trust Estate, including Commission Payments, except with respect to the Special Revenue Bonds Receipts Account and the Special Revenue

Bonds Funded Debt Service Sub-Account, all as further provided in the Subordinate Indenture. The Commission may also issue additional Special Revenue Bonds under the Subordinate Indenture, which additional Special Revenue Bonds would be subordinate to the Subordinate Revenue Bonds but on parity with the 2012A MLF Special Revenue Bonds and other Special Revenue Bonds Parity Obligations. In the event the Commission does not make a required deposit for debt service on Special Revenue Bonds with the Trustee, such deposit is to be made from funds available for such purpose on deposit in the Commonwealth's Motor License Fund. The Commonwealth has no obligation to provide any funds, other than available funds on deposit in the Motor License Fund, for the payment of any Special Revenue Bonds. See "THE PENNSYLVANIA TURNPIKE – Act 44 – *Statutory Limitations on the Incurrence of Special Revenue Bonds*" in APPENDIX A for a more detailed discussion of Special Revenue Bonds and the Commission's reimbursement obligations related to withdrawals from the Motor License Fund.

In connection with the issuance by the Commission of the initial series of Special Revenue Bonds, a Memorandum of Agreement (the "***Memorandum of Agreement***") was executed by PennDOT, the Office of the Budget of the Commonwealth and the State Treasurer of the Commonwealth. In the Memorandum of Agreement, the State Treasurer agreed to create a separate account, designated the "***PTC Special Revenue Bonds Account,***" within the Motor License Fund and to use its best efforts to maintain in such account an amount equal to the then maximum annual debt service on all outstanding Special Revenue Bonds (the "***Account Requirement***"). Although funds in such account are not pledged to the Trustee, the State Treasurer agrees in the Memorandum of Agreement not to use such account for any other purpose if other funds are available in the Motor License Fund. The Subordinate Indenture requires the Trustee to provide immediate notice to PennDOT, with a copy to the State Treasurer, of any failure by the Commission to make a required monthly deposit into the Commission Payments Fund with respect to the Special Revenue Bonds (a "***Required Monthly Deposit***") in full when due under the Subordinate Indenture. The Memorandum of Agreement provides that before the end of the second business day following the day PennDOT receives such notice from the Trustee that the Commission has failed to timely make a Required Monthly Deposit and stating the amount of the shortfall, PennDOT shall prepare and deliver to the Pennsylvania Department of Transportation Comptroller in the Office of the Budget (the "***Comptroller***") a notice stating in what amount a payment shall be made to the Trustee on behalf of the Commission, which amount shall be equal to the amount of such shortfall. Before the end of the second business day following the Comptroller's receipt of the notice from PennDOT, the Comptroller shall prepare a pay dated voucher transmittal in the amount of the shortfall and deliver the voucher transmittal to the State Treasurer for payment. Before the end of the fourth business day following the State Treasurer's receipt of the voucher transmittal from the Comptroller, the State Treasurer shall cause a wire transfer in the amount of the shortfall to be made to the Trustee from funds on deposit to the credit of the Motor License Fund, excluding the PTC Special Revenue Bonds Account. If funds are not available in the Motor License Fund to pay the Trustee, funds on deposit in the PTC Special Revenue Bonds Account shall be utilized. If the balance in the PTC Special Revenue Bonds Account is reduced below the Account Requirement, the State Treasurer agrees to cause the first monies available from designated sources in the Motor License Fund to be deposited in such Account in order to restore the balance therein to the Account Requirement in the order of priority described in the Memorandum of Agreement (first, from the Liquid Fuels and Fuels Tax, second, from the Oil

Company Franchise Tax, and third, from various vehicle registration fees and other miscellaneous fees and income).

In Act 44, the Commonwealth has pledged to each entity that acquires a Special Revenue Bond issued by the Commission that the Commonwealth will not limit or alter the rights vested in the Commission or the Trustee for the Special Revenue Bonds to the appropriation and distribution of the money in the Motor License Fund for the Special Revenue Bonds as described in Act 44. *The appropriation of money in the Commonwealth's Motor License Fund in respect of Special Revenue Bonds issued by the Commission under Act 44 is continuing and non-lapsing.*

The Commission covenants under the Subordinate Indenture, as required by Act 44, that (i) it will not issue Special Revenue Bonds in an aggregate amount exceeding \$5,000,000,000, unless otherwise authorized by Act of the Pennsylvania General Assembly; and (ii) it will not issue Special Revenue Bonds in an amount exceeding \$600,000,000 in any calendar year unless otherwise authorized by Act of the Pennsylvania General Assembly.

In the event of an amendment to Act 44 or enactment of other legislation providing that the Motor License Fund will become the primary payment source for debt service on the Special Revenue Bonds, the Commission may elect to substitute the Motor License Fund for the Commission Payments as the primary source of payment of debt service on the Special Revenue Bonds; provided, however, that the Commission may make such election only if it (i) obtains confirmation from the Rating Agencies that such change will not adversely affect the ratings on the Special Revenue Bonds and on the Subordinate Revenue Bonds that remain outstanding after such change, and (ii) causes to be delivered an opinion of Bond Counsel that such change will not adversely affect the exclusion from gross income for federal income tax purposes of interest on the Special Revenue Bonds.

The Commission covenants under the Subordinate Indenture that it will seek to enforce the covenants of the Commonwealth in Act 44 with respect to the Special Revenue Bonds and the Commonwealth's Motor License Fund. The Trustee may, and the Trustee, upon receipt of written direction from the holders of not less than twenty-five percent (25%) in principal amount of the Special Revenue Bonds then outstanding and upon being indemnified to its satisfaction shall, institute and prosecute in a court of competent jurisdiction any appropriate action to enforce the covenants of the Commonwealth in Act 44.

The Commission covenants under the Subordinate Indenture that it will seek to continue the Commonwealth's Motor License Fund in full force and effect without change which would materially adversely affect the Special Revenue Bonds. The Commission shall take such action as may be desirable or necessary to prevent or remedy the occurrence of any such change by petitioning the Governor and the General Assembly and taking appropriate legal action.

### **Parity Swap Agreements**

In addition to additional Subordinate Revenue Bonds and Special Revenue Bonds, the Commission is authorized under the terms of the Subordinate Indenture to enter into various interest rate exchange agreements that will constitute Parity Swap Agreements under the Subordinate Indenture. The Commission has not entered into any such Parity Swap Agreements under the Subordinate Indenture. Under the terms of the Subordinate Indenture, amounts

payable under Parity Swap Agreements entered into by the Commission, including certain termination payments, may be secured on a parity with Subordinate Revenue Bonds, including the 2012A Subordinate Revenue Bonds, and Special Revenue Bonds, including the 2012A MLF Special Revenue Bonds, in the Trust Estate. See APPENDIX C – “SUMMARY OF CERTAIN PROVISIONS OF THE SUBORDINATE INDENTURE.”

### **Obligations Secured by Other Revenue Sources**

The Commission has previously issued Oil Franchise Tax Revenue Senior Bonds, \$457,237,198.15 aggregate principal amount (including compounded amounts as of December 1, 2011 for capital appreciation bonds) of which are currently outstanding, Oil Franchise Tax Subordinate Bonds, \$328,825,000 aggregate principal amount of which are currently outstanding, and Registration Fee Revenue Bonds, \$430,045,000 of which are currently outstanding. The Commission has entered into various interest rate exchange agreements with respect to certain Oil Franchise Tax Revenue Bonds and Registration Fee Revenue Bonds with an aggregate outstanding notional amount of \$551,425,000. Neither the Oil Franchise Tax Revenue Bonds nor the Registration Fee Revenue Bonds are secured by or have any interest in the Trust Estate under the Subordinate Indenture. Furthermore, neither the Oil Franchise Tax Revenues nor the Registration Fee Revenues are pledged to secure the 2012 Bonds, other Subordinate Revenue Bonds or Special Revenue Bonds or the Senior Indenture Parity Obligations.

### **Rate Covenant**

The Commission has agreed in the Subordinate Indenture that it will at all times establish and maintain schedules of Tolls for traffic over the System so that the Net Revenues of the System in each Fiscal Year will at all times be at least sufficient to provide funds in an amount not less than the sum required by the Senior Indenture and, in addition, so that the amount paid into the General Reserve Fund of the Senior Indenture in each Fiscal Year and for each Commission Payment, will at all times (after deducting any liquidity reserve or other required holdback or deposit then in effect, whether by contract or other management policy or procedure) be at least sufficient to provide funds in an amount not less than (i) 115% of the Annual Debt Service for such Fiscal Year on account of all Outstanding Subordinate Revenue Bonds and Subordinate Revenue Bonds Parity Obligations, plus (ii) 100% of the Annual Debt Service for such Fiscal Year on account of all Outstanding Special Revenue Bonds, Special Revenue Bonds Parity Obligations and Subordinated Indebtedness, plus (iii) any payment by the Commission required by the Subordinate Indenture for restoring any deficiency in the Debt Service Reserve Fund within an eighteen (18) month period (the “*Rate Covenant*”).

The Commission Payments made from the Senior Trustee to the Trustee are based on the coverage levels established by the Rate Covenant described above; therefore, in each Fiscal Year the Commission has covenanted to transfer Commission Payments in amounts sufficient to meet its Rate Covenant as described above. Notwithstanding the provisions of the Rate Covenant, however, any balance in the General Reserve Fund which a Commission Official determines to be in excess of the amount required to be reserved therein for future transfers to the Senior Indenture Debt Service Fund (as herein defined) is available to make Commission Payments to the Trustee for the payment of Debt Service on Outstanding Subordinate Revenue Bonds and Subordinate Revenue Bonds Parity Obligations as well as Outstanding Special Revenue Bonds, Special Revenue Bonds Parity Obligations and other Subordinated Indebtedness. See

“SECURITY FOR THE 2012 BONDS – Certain Provisions of the Senior Indenture”, “SECURITY FOR THE 2012 BONDS – Commission Payments” and APPENDIX A – “THE PENNSYLVANIA TURNPIKE COMMISSION – The Pennsylvania Turnpike – Act 44 -- *Act 44 Payments to PennDOT for Roads, Bridges and Transit*”.

The Commission’s failure to meet the Rate Covenant shall not constitute an Event of Default under the Subordinate Indenture if (i) no Event of Default under the Subordinate Indenture occurred in debt service payments as a result of such failure and (ii) the Commission promptly after determining that the Rate Covenant was not met retains a Consultant to make written recommendations as to appropriate revisions to the schedules of Tolls necessary or appropriate to meet the Rate Covenant and advises the Trustee in writing of such retention. Anything in the Subordinate Indenture to the contrary notwithstanding, if the Commission shall comply with the recommendations of the Consultant in respect of Tolls to the extent permitted by law, it will not constitute an Event of Default under the provisions of the Subordinate Indenture if the Commission fails to meet the Rate Covenant during the succeeding Fiscal Year as long as no Event of Default under the Subordinate Indenture has occurred in debt service payments. If the Commission does not comply with the recommendations of the Consultant in respect of Tolls, the Trustee may, and upon the request of the holders of not less than 25% in Principal Amount of the Subordinate Indenture Bonds of any Class then outstanding and upon being indemnified to its satisfaction shall, institute and prosecute in a court of competent jurisdiction any appropriate action to compel the Commission to revise the schedules of Tolls. The Commission covenants that it will adopt and charge Tolls in compliance with any final order or decree entered in any such proceeding.

In the event that the Consultant shall fail to file with the Commission such recommendations in writing within sixty (60) days after such retention, the Trustee may designate and appoint a different Consultant to make recommendations as to an adjustment of the schedules of Tolls, which recommendations shall be reported in writing to the Commission and to the Trustee within sixty (60) days after such retention. Such written report shall for all purposes be considered to be the equivalent of and substitute for the recommendations of the Consultant retained by the Commission.

In preparing its recommendations, the Consultant may rely upon written estimates of Revenues prepared by the other Consultants of the Commission. Copies of such written estimates signed by such Consultants shall be attached to such recommendations. The Commission has covenanted that promptly after receipt of such recommendations and the adoption of any revised schedules of Tolls, certified copies thereof will be filed with the Trustee.

The ability of the Commission to collect Tolls in an amount sufficient to comply with the Rate Covenant could be adversely affected by many factors, some of which are beyond the Commission’s control. See “CERTAIN RISK FACTORS” and APPENDIX A – “THE PENNSYLVANIA TURNPIKE COMMISSION – The Pennsylvania Turnpike – Toll Schedule and Rates”.

The Commission has agreed in the Senior Indenture that Tolls will be classified in a reasonable way to cover all traffic, so that the Tolls may be uniform in application to all traffic falling within any reasonable class regardless of the status or character of any person, firm or corporation participating in the traffic; provided, however, that the foregoing shall not be interpreted to restrict the Commission’s right, in its discretion in connection with its management



of the System, to establish and maintain flexible Toll schedules including, but not limited to, provisions for utilizing or otherwise taking into account peak and nonpeak pricing, introductory pricing, weight, method of payment, frequency, carpooling, electronic Tolls or other new Toll collection technologies, traffic management systems, and similar classifications. The Commission has agreed that it shall not grant free passage or reduced Tolls within a class, except in the limited manner permitted by the Senior Indenture, which includes, among others, for operational or safety reasons including, but not limited to, reasons arising out of a work stoppage, work slowdown or work action, and for use by the Army, Air Force, Navy, Coast Guard, Marine Corps or National Guard or any branch thereof in time of war or other emergency.

In the event the Commission did not meet the Rate Covenant for the preceding Fiscal Year, any classification resulting in a reduced Toll or new classification shall be subject to a Consultant approving the same before it is implemented. In all events, the Commission shall not make a change in classification or any new classification which would cause the Commission to fail to meet the Rate Covenant.

The Commission's covenant as to uniformity of Tolls (pursuant to the Senior Indenture) shall not be construed as requiring that Tolls for any given class of traffic be identical in amount throughout the entire System for trips of approximately identical lengths. The Commission may fix and place in effect schedules of Tolls for any given class of traffic wherein the Tolls charged for travel on a given section of the System shall be different from the Tolls charged on another section of the System notwithstanding the fact that both of said sections may be of identical or approximately identical length.

### **Certain Provisions of the Senior Indenture**

THIS DISCUSSION DESCRIBES CERTAIN PROVISIONS OF THE SENIOR INDENTURE:

In addition to any other funds created by an indenture supplemental to the Senior Indenture, the following funds and accounts exist under the Senior Indenture: (a) Construction Fund, (b) Revenue Fund (herein, the "*Senior Indenture Revenue Fund*"), (c) Debt Service Fund (herein, the "*Senior Indenture Debt Service Fund*"), (d) Debt Service Reserve Fund (herein, the "*Senior Indenture Debt Service Reserve Fund*"), (e) Reserve Maintenance Fund (herein, the "*Senior Indenture Reserve Maintenance Fund*"), (f) General Reserve Fund, (g) Rebate Fund (herein, the "*Senior Indenture Rebate Fund*"), and (h) Operating Account (herein, the "*Senior Indenture Operating Account*").

The Commission covenants that all Revenues (as defined in APPENDIX E) will be deposited daily, as far as practicable, with the Senior Trustee or in the name of the Senior Trustee with a depository or depositories of the Senior Trustee, to the credit of the Senior Indenture Revenue Fund.

Except as otherwise provided in the Senior Indenture, transfers from the Senior Indenture Revenue Fund shall be made to the following funds and in the following order of priority: (i) Senior Indenture Rebate Fund, (ii) Senior Indenture Operating Account, (iii) Senior Indenture Debt Service Fund, (iv) Senior Indenture Reserve Maintenance Fund, (v) Senior Indenture Debt Service Reserve Fund, and (vi) General Reserve Fund (after retaining in the Senior Indenture

Revenue Fund such funds identified by the Commission for future transfers to the Senior Indenture Debt Service Fund established under the Senior Indenture). The Senior Trustee shall transfer from the Senior Indenture Revenue Fund on or before the last Business Day of each year (or more frequently if requested by a Commission Official) to the credit of the General Reserve Fund any funds which a Commission Official determines to be in excess of the amount required to be reserved therein for future transfers to the Senior Indenture Debt Service Fund.

Moneys in the General Reserve Fund may be expended by the Commission to restore deficiencies in any funds or accounts created under the Senior Indenture and, absent any such deficiency, for any of the following purposes, with no one item having priority over any of the others:

- (a) To purchase or redeem Senior Revenue Bonds;
  - (b) To secure and pay the principal or redemption price of and interest on any Senior Indenture Subordinated Indebtedness (as defined in APPENDIX E);
  - (c) To make payments into the Construction Fund established under the Senior Indenture;
  - (d) To fund improvements, extensions and replacements of the System;
- or
- (e) To further any corporate purpose.

The Senior Trustee is authorized under the Senior Indenture to apply monies on deposit in the General Reserve Fund for any of such purposes upon receipt of a requisition signed by a Commission Official.

Under the terms of the Subordinate Indenture, the Commission covenants to instruct the Senior Trustee to pay to the Trustee out of the General Reserve Fund established under the Senior Indenture such amounts as are required by the Subordinate Indenture or by a indenture supplemental to the Subordinate Indenture to pay, at the times specified, debt service on all outstanding Subordinate Indenture Bonds (including the 2012 Bonds) and all Parity Obligations issued under the Subordinate Indenture. See "SECURITY FOR THE 2012 BONDS – Commission Payments".

The following chart sets forth the balances held in the General Reserve Fund as of the fiscal year end dates set forth below.

**General Reserve Fund Balances  
as of May 31**

<u>2011</u>	<u>2010</u>	<u>2009</u>	<u>2008</u>	<u>2007</u>
\$151,065,585	\$105,381,591	\$70,623,218	\$60,392,331	\$83,452,977

Balances in the General Reserve Fund may be applied in the future for capital expenditures of the Commission and for other general corporate purposes, including making Commission Payments as described below.

The Senior Indenture contains a rate covenant, as described in APPENDIX E.

**Commission Payments**

Pursuant to the terms of the Subordinate Indenture, the Commission covenants, after payment of all required debt service on all Senior Indenture Parity Obligations issued under the Senior Indenture and subject to the provisions of the Senior Indenture, to pay to the Trustee, and to instruct the Senior Indenture Trustee to pay to the Trustee, out of the General Reserve Fund established under the Senior Indenture such amounts as are required by the Subordinate Indenture or by a supplemental indenture to the Subordinate Indenture to pay, at the times specified, required payments with respect to all bonds and other obligations issued under the Subordinate Indenture, a supplemental indenture to the Subordinate Indenture, and all Parity Obligations thereunder. Such payments out of the General Reserve Fund shall only take on the character of being “Commission Payments”, as described below, upon their transmittal to the Trustee, and nothing in the Subordinate Indenture shall be construed to create any lien on any amount while held in the General Reserve Fund.

Accordingly, the Commission shall instruct, or furnish a debt service schedule to, the Senior Trustee providing for the payment to the Trustee out of funds held in the General Reserve Fund monies to pay such amounts as are required by the Subordinate Indenture with respect to the outstanding bonds and other obligations issued under the Subordinate Indenture, Parity Obligations thereunder and all other payments required thereunder at such times on such terms as are set forth in the Subordinate Indenture (collectively, the “*Commission Payments*”).

In addition to other payments and General Reserve Fund withdrawals required under the Subordinate Indenture, the Commission shall withdraw, or arrange for the withdrawal, from the General Reserve Fund and deposit to the Commission Payments Fund the amounts hereinafter specified which shall be applied by the Trustee for the purposes for which the same shall be deposited:

- (a) On or before the first Business Day of each calendar month commencing on the first Business Day of the sixth month prior to the next succeeding Interest Payment Date, an amount which equals the amount necessary to pay, and for the purpose of paying, one-sixth (1/6) of 115% of the interest due on any Fixed Rate Bonds or the monthly interest due on any Variable Rate Bonds, issued as Subordinate Revenue Bonds (including the 2012A Subordinate Revenue Bonds), on the next succeeding Interest Payment Date, such amount to be calculated based on the applicable Assumed Variable

Rate for such Variable Rate Bonds, including any amount due to the Bond Insurer in respect thereto (or, in the case of the period from the date of issuance of such Fixed Rate Bonds or Variable Rate Bonds to the first Interest Payment Date for the applicable Fixed Rate Bonds or Variable Rate Bonds, a monthly amount equal to 115% of the interest amount owed on such first Interest Payment Date (to be calculated based on the applicable Assumed Variable Rate for such Variable Rate Bonds) divided by the number of months from the date of issuance of such Fixed Rate Bond or Variable Rate Bond to such first Interest Payment Date), which amount shall be deposited promptly in the Commission Payments Fund;

(b) On or before the first Business Day of each calendar month commencing on the first Business Day of the twelfth month prior to the next succeeding principal payment date, an amount which equals one-twelfth (1/12) of the amount necessary to pay and for the purpose of paying, 115% of the principal amount (or Compounded Amount, if applicable) of any Fixed Rate Bonds or Variable Rate Bonds issued as Subordinate Revenue Bonds (including the 2012A Subordinate Revenue Bonds) maturing on the next succeeding maturity date (or, in the case of the period from the date of issuance of such Fixed Rate Bonds or Variable Rate Bonds to the first date on which principal (or Compounded Amount, if applicable) is due on such Fixed Rate Bonds or Variable Rate Bonds, a monthly amount equal to 115% of the principal amount (or Compounded Amount, if applicable) owed on such first principal maturity date divided by the number of months from the date of issuance of such Fixed Rate Bond or Variable Rate Bond to such first principal maturity date), which amount shall be deposited promptly in the Commission Payments Fund;

(c) On or before the first Business Day of each calendar month commencing on the first Business Day of the twelfth month prior to the next succeeding mandatory sinking fund installment date, an amount which equals one-twelfth (1/12) of the amount necessary to pay, and for the purpose of paying, 115% of the principal amount of any mandatory sinking fund installment of Fixed Rate Bonds or Variable Rate Bonds issued as Subordinate Revenue Bonds (including the 2012A Subordinate Revenue Bonds) payable on the next succeeding mandatory sinking fund installment date, which amount shall be deposited promptly in the Commission Payments Fund;

(d) On or before the 10<sup>th</sup> calendar day of each calendar month commencing on the 10th calendar day of the sixth month prior to the next succeeding Interest Payment Date, but not before the payments required by clauses (a) through (c) above, an amount which equals the amount necessary to pay, and for the purpose of paying, one-sixth (1/6) of 100% of the interest due on any Fixed Rate Bonds or the monthly interest due on any Variable Rate Bonds, issued as Special Revenue Bonds (including the 2012A MLF Special Revenue Bonds), on the next succeeding Interest Payment Date, such amount to be calculated based on the applicable Assumed Variable Rate for such Variable Rate Bonds, including any amount due to the Bond Insurer in respect thereto (or, in the case of the period from the date of issuance of such Fixed Rate Bonds or

Variable Rate Bonds to the first Interest Payment Date for the applicable Fixed Rate Bonds or Variable Rate Bonds, a monthly amount equal to 100% of the interest amount owed on such first Interest Payment Date (to be calculated at the applicable Assumed Variable Rate for such Variable Rate Bonds) divided by the number of months from the date of issuance of such Fixed Rate Bond or Variable Rate Bond to such first Interest Payment Date), which amount shall be deposited promptly in the Commission Payments Fund;

(e) On or before the 10th calendar day of each calendar month commencing on the 10th calendar day of the twelfth month prior to the next succeeding principal payment date, but not before the payments required by clauses (a) through (d) above, an amount which equals one-twelfth (1/12) of the amount necessary to pay, and for the purpose of paying, 100% of the principal amount of any Fixed Rate Bonds or Variable Rate Bonds issued as Special Revenue Bonds (including the 2012A MLF Special Revenue Bonds) maturing on the next succeeding maturity date (or, in the case of the period from the date of issuance of such Fixed Rate Bonds or Variable Rate Bonds to the first date on which principal is due on such Fixed Rate Bonds or Variable Rate Bonds, a monthly amount equal to 100% of the principal amount owed on such first principal maturity date divided by the number of months from the date of issuance of such Fixed Rate Bond or Variable Rate Bond to such first principal maturity date), which amount shall be deposited promptly in the Commission Payments Fund; and

(f) On or before the 10th calendar day of each calendar month commencing on the 10th calendar day of the twelfth month prior to the next succeeding mandatory sinking fund installment date, but not before the payments required by clauses (a) through (e) above, an amount which equals one-twelfth (1/12) of the amount necessary to pay, and for the purpose of paying, 100% of the principal amount of any mandatory sinking fund installment of Fixed Rate Bonds or Variable Rate Bonds issued as Special Revenue Bonds (including the 2012A MLF Special Revenue Bonds) payable on the next succeeding mandatory sinking fund installment date, which amount shall be deposited promptly in the Commission Payments Fund.

### **Commission Payments Fund**

All Commission Payments will be deposited with the Trustee or in the name of the Trustee with a depository or depositories designated by the Commission and approved by the Trustee, to the credit of the Commission Payments Fund created under the Subordinate Indenture (the "***Commission Payments Fund***"). The monies in the Commission Payments Fund are to be held by the Trustee in trust and applied in accordance with the Subordinate Indenture.

Except as otherwise provided in the Subordinate Indenture, transfers from the Commission Payments Fund shall be made to the following funds and in the following order of priority:

- (a) Rebate Fund;
- (b) Administrative Expenses Fund;
- (c) Revenue Bonds Account of the Debt Service Fund;
- (d) Special Revenue Bonds Account of the Debt Service Fund;
- (e) Debt Service Reserve Fund, if applicable;
- (f) Motor License Fund Repayment Fund; and
- (g) Residual Fund.

### **Administrative Expenses Fund**

An Administrative Expenses Fund is created pursuant to the Subordinate Indenture. The Trustee shall deposit into the Administrative Expenses Fund from the Commission Payments Fund such amounts as are needed for the payment of Administrative Expenses. In the event of a deficiency in the Rebate Fund, arbitrage rebate, yield reduction or similar payments may be made from amounts in the Administrative Expenses Fund with respect to Subordinate Indenture Bonds. Funds on deposit in the Administrative Expenses Fund may also be used for the payment of annual trustee fees, facility fees, remarketing fees and initial swap payments incurred in connection with the issuance, and performance, of Subordinate Indenture Bonds from time to time.

### **Debt Service Fund**

A Debt Service Fund is created pursuant to the Subordinate Indenture, and within the Debt Service Fund there are established two separate accounts known as the “**Revenue Bonds Account**” and the “**Special Revenue Bonds Account**”. Each such Account shall have an “**Interest Sub-Account**” and “**Principal Sub-Account**” for each series or sub-series of tax-exempt and taxable Subordinate Indenture Bonds of such class issued pursuant to the Subordinate Indenture. The Trustee shall make deposits, on the dates required for such deposits, from the Commission Payments Fund into the Revenue Bonds Account and the Special Revenue Bonds Account of the Debt Service Fund of such required amounts to the appropriate sub-accounts. There is also created under the Subordinate Indenture a Special Revenue Bonds Receipts Account. Any payments by the Commonwealth out of the Commonwealth’s Motor License Fund pursuant to Act 44 with respect to any Special Revenue Bonds shall be deposited into the Special Revenue Bonds Receipts Account solely for payment by the Trustee of principal and interest on Special Revenue Bonds.

There is further created under the Subordinate Indenture a “**Special Revenue Bonds Funded Debt Service Sub-Account**” of the Special Revenue Bonds Account of the Debt Service Fund. In the event of any failure by PennDOT or the Treasurer of the Commonwealth to deposit funds transferred from the Motor License Fund into the Special Revenue Bonds Receipts Account for the payment of any interest or principal due on Special Revenue Bonds, then the Trustee shall withdraw such amounts from the Special Revenue Bonds Funded Debt Service Sub-Account and transfer the monies to the Special Revenue Bonds Interest Sub-Account or the Principal Sub-Account, as appropriate, on the applicable Interest Payment Date, principal

payment date or mandatory sinking fund installment date. If monies are received from the Motor License Fund subsequent to payments being made from the Special Revenue Bonds Funded Debt Service Sub-Account, then such Motor License Fund monies shall be transferred from the Special Revenue Bonds Receipts Account to the Special Revenue Bonds Funded Debt Service Sub-Account to restore any deficiency thereunder.

The Special Revenue Bonds Funded Debt Service Sub-Account and the Special Revenue Bonds Receipts Account secure Special Revenue Bonds on a parity basis.

On the date of issuance of any series or sub-series of Special Revenue Bonds, the Commission shall deposit, or cause to be deposited, into the Special Revenue Bonds Funded Debt Service Sub-Account, an amount which, together with funds on deposit therein, shall be equal to one-half Maximum Annual Debt Service on all Outstanding Special Revenue Bonds, including those Special Revenue Bonds being issued at the time of the deposit. Such amount shall be the “***Special Revenue Bonds Funded Debt Service Sub-Account Requirement.***” The Commission has no obligation to maintain the balance in the Special Revenue Bonds Funded Debt Service Sub-Account equal to the Special Revenue Bonds Funded Debt Service Sub-Account Requirement nor to replenish any funds withdrawn from the Special Revenue Bonds Funded Debt Service Sub-Account from any funds of the Commission, including Commission Payments. Funds on deposit in the Special Revenue Bonds Receipts Account, to the extent not required to make a deposit to the debt service sub-accounts, shall be transferred to the Special Revenue Bonds Funded Debt Service Sub-Account to restore deficiencies therein.

The Trustee and the Commission may create such additional accounts and sub-accounts in the Debt Service Fund as they deem necessary or appropriate, including, but not limited to, (a) an account into which drawings on a Credit Facility are to be deposited and from which principal (including redemption price) and Purchase Price of and interest on the series of Subordinate Indenture Bonds secured by such Credit Facility are to be paid (and upon such payment, amounts on deposit in the Principal and Interest Accounts for such Subordinate Indenture Bonds shall be used to repay the provider of the Credit Facility for such payments), and (b) an account into which payments by the Commission to any Parity Swap Counterparty are to be deposited and from which payments to such Parity Swap Counterparty are to be paid.

The moneys in the Interest and Principal Sub-Accounts shall be held by the Trustee in trust for the benefit of the applicable series of Subordinate Indenture Bonds, to the extent the foregoing are payable from such accounts, and, to said extent and pending application, shall be subject to a lien and charge in favor of the Owners of the applicable series of Subordinate Indenture Bonds until paid out or transferred as hereinafter provided. There shall be withdrawn from the Interest Account (and any available capitalized interest) and the Principal Account from time to time and set aside or deposited with the Trustee sufficient money for paying the interest on and the principal of (or Compounded Amount, if applicable) and premium on the Subordinate Indenture Bonds as the same shall become due, except to the extent such interest, principal (or Compounded Amount, if applicable) or other amounts are payable from a fund or account other than the Debt Service Fund as provided in any applicable supplemental indenture.

For any Debt Service Reserve Fund Bonds, if at the time the Trustee is required to make a withdrawal from the Debt Service Fund the moneys therein shall not be sufficient for such purpose, the Trustee shall withdraw the amount of such deficiency from the moneys on deposit in the Debt Service Reserve Fund and transfer the same to the appropriate account of the Debt

Service Fund. See “SECURITY FOR THE 2012 BONDS – Special Revenue Bonds” above, for a discussion of the procedures to be followed by the Trustee in the event that there are insufficient funds available to the Trustee to make the required payments or deposits associated with the Special Revenue Bonds.

### **Debt Service Reserve Fund**

A Debt Service Reserve Fund has been established under the Subordinate Indenture to provide additional security for Debt Service Reserve Fund Bonds. The Debt Service Reserve Fund secures Debt Service Reserve Fund Bonds on a parity basis. The 2012A Subordinate Revenue Bonds are Debt Service Reserve Fund Bonds for the purpose of the Subordinate Indenture and, accordingly, are secured by moneys on deposit in the Debt Service Reserve Fund. On the date of the issuance of the 2012 Bonds an amount from the proceeds of the 2012A Subordinate Revenue Bonds will be deposited to the Debt Service Reserve Fund. Such amount, together with the existing balance in the Debt Service Reserve Fund, will be sufficient to fulfill the Debt Service Reserve Fund Requirement of the Subordinate Indenture with respect to the 2012A Subordinate Revenue Bonds and all other outstanding Debt Service Reserve Fund Bonds. Upon issuance of the 2012 Bonds, there will be \$3,333,061,257.40 of outstanding Debt Service Reserve Fund Bonds under the Subordinate Indenture (including compounded amounts as of December 1, 2011 for capital appreciation bonds). **The currently outstanding Special Revenue Bonds and the 2012A MLF Special Revenue Bonds are not Debt Service Reserve Fund Bonds under the Subordinate Indenture.**

The Subordinate Indenture requires that the balance in the Debt Service Reserve Fund be maintained at the “***Debt Service Reserve Requirement***,” which is an amount equal to the lesser of (i) Maximum Annual Debt Service on account of all Debt Service Reserve Fund Bonds, (ii) ten percent (10%) of the aggregate Outstanding principal amount of all Debt Service Reserve Fund Bonds, or (iii) 125% of average Annual Debt Service for all Debt Service Reserve Fund Bonds for each Fiscal Year for the remaining life of such Bonds, provided in any case that such amount does not exceed what is permitted by the Code. Debt Service Reserve Fund Bonds include Long-Term Indebtedness specified by the Commission in the Subordinate Indenture or applicable supplemental indenture as being secured by the Debt Service Reserve Fund. See APPENDIX C – “SUMMARY OF CERTAIN PROVISIONS OF THE SUBORDINATE INDENTURE – Debt Service Reserve Fund” for information with respect to the Debt Service Reserve Fund under the Subordinate Indenture.

In each Fiscal Year, after first having made the deposits required to the Debt Service Fund, the Commission shall pay out of the General Reserve Fund into the Commission Payments Fund and the Trustee shall transfer from the Commission Payments Fund on or before the last day of each month to the credit of the Debt Service Reserve Fund (a) the amount, if any, required to make the amount on deposit in the Debt Service Reserve Fund equal to the Debt Service Reserve Requirement, which restoration, as required by the Rate Covenant, is intended to occur within eighteen (18) months; and (b) the amount set forth in the applicable supplemental indenture if an amount different from the Debt Service Reserve Requirement is required.



Subject to the preceding paragraph, to the extent accounts are created in the Debt Service Reserve Fund for Debt Service Reserve Fund Bonds, the funds and DSRF Security, as hereinafter defined, held therein shall be available to make payments required under the Subordinate Indenture for the benefit of all Debt Service Reserve Fund Bonds.

Moneys held in the Debt Service Reserve Fund shall be used for the purpose of paying interest on, and maturing principal (or Compounded Amount, if applicable) and mandatory sinking fund redemption price of, Debt Service Reserve Fund Bonds whenever and to the extent that the moneys held for the credit of the Debt Service Fund shall be insufficient for such purpose. If at any time the moneys and the principal amount of any DSRF Security held in the Debt Service Reserve Fund shall exceed the Debt Service Reserve Requirement, the Commission shall direct whether such excess moneys shall be transferred by the Trustee to the credit of the Commission Payments Fund or used to reduce the principal amount of any DSRF Security.

In the event the Trustee shall be required to withdraw funds from the Debt Service Reserve Fund to restore a deficiency in the Debt Service Fund arising with respect to Debt Service Reserve Fund Bonds, the funds shall be allocated, subject to the provisions of the Subordinate Indenture, pro rata among all Debt Service Reserve Fund Bonds.

In lieu of the deposit of moneys into the Debt Service Reserve Fund, the Commission may cause to be provided a surety bond, an insurance policy, a letter of credit or similar financial instrument satisfactory to the Rating Agency (as evidenced by a letter from the Rating Agency confirming that such surety bond, insurance policy, letter of credit or similar financial instrument will not result in the rating on any outstanding Debt Service Reserve Fund Bonds being downgraded) (each, a “*DSRF Security*”) payable to the Trustee in an amount equal to the difference between the Debt Service Reserve Requirement and the amounts then on deposit in the Debt Service Reserve Fund. The DSRF Security shall be payable (upon the giving of notice as required thereunder) on any Interest Payment Date on which moneys will be required to be withdrawn from the Debt Service Reserve Fund and applied to the payment of the principal of (or Compounded Amount, if applicable) or interest on any Subordinate Indenture Bonds to the extent that such withdrawals cannot be made by amounts on deposit in the Debt Service Reserve Fund.

If a disbursement is made pursuant to a DSRF Security, the Commission shall be obligated either (a) to reinstate the maximum limits of such DSRF Security or (b) to deposit into the Debt Service Reserve Fund, funds in the amount of the disbursement made under such DSRF Security, or a combination of such alternatives, as shall provide that the amount credited to the Debt Service Reserve Fund equals the Debt Service Reserve Requirement within a time period of eighteen (18) months.

If the DSRF Security shall cease to have a rating described in the second preceding paragraph, the Commission shall use reasonable efforts to replace such DSRF Security with one having the required rating, but shall not be obligated to pay, or commit to pay, increased fees, expenses or interest in connection with such replacement or to deposit revenues in the Debt Service Reserve Fund in lieu of replacing such DSRF Security with another.

As of the date of issuance of the 2012 Bonds, it is not expected that any portion of the Debt Service Reserve Fund Requirement will be satisfied with any DSRF Security.

## **Motor License Fund Repayment Fund**

Under the terms of the Subordinate Indenture, there is created a Motor License Fund Repayment Fund. Based on such time schedule as agreed to by the Commission and PennDOT and furnished to the Trustee, the Trustee shall deposit into the Motor License Fund Repayment Fund from the Commission Payments Fund and the Residual Fund such amounts as are necessary and available to repay to the Commonwealth's Motor License Fund any debt service payments with respect to any Special Revenue Bonds which are made out of such Motor License Fund. The failure to make any such payments shall not be an Event of Default under the Subordinate Indenture.

## **Residual Fund**

A Residual Fund is created under the Subordinate Indenture. After making all payments required under the Subordinate Indenture, the Trustee shall at least annually deposit into the Residual Fund out of the Commission Payments Fund such amounts from the Commission Payments Fund as are in excess of current debt service and other required payments and deposits pursuant to the Subordinate Indenture.

Moneys in the Residual Fund may be expended by the Commission to restore deficiencies in any funds or accounts created under the Subordinate Indenture (including without limitation the Revenue Bonds Principal and Interest Sub-Accounts) and, absent any such deficiency, for any of the following purposes, with no one item having priority over any of the others: (a) to purchase or redeem Subordinate Indenture Bonds; (b) to secure and pay the principal or redemption price of and interest on any Parity Obligations; or (c) to further any corporate purpose.

Pursuant to the written request of the Commission, the Trustee shall transfer to the General Reserve Fund of the Senior Indenture any balance in the Residual Fund not required to restore any deficiency in a fund or account established thereunder.

## **MOTOR LICENSE FUND**

The Commonwealth's Motor License Fund is a constitutionally-established special revenue fund consisting of monies received from liquid fuels taxes, oil company franchise taxes, fuels tax, motor carriers road tax, licenses and fees on motor vehicles, aviation fuel tax revenues, federal aid for highway and aviation purposes, contributions from local subdivisions for highway projects, and other miscellaneous highway revenues.

The Motor License Fund provides for highway and bridge improvement, design, maintenance and purchase of rights-of-way, as well as aviation activities and PennDOT licensing and safety activities. It also finances State Police highway patrol operations and pays subsidies to local subdivisions for construction and maintenance of roads.

The Pennsylvania Constitution requires that: "[a]ll proceeds from gasoline and other motor fuel excise taxes, motor registration fees and license taxes, operators' fees and other excise taxes imposed on products used in motor transportation after providing therefrom for (a) cost of administration and collection, (b) payment of obligations incurred in the construction and reconstruction of public highways and bridges shall be appropriated by the General Assembly to

agencies of the state or political subdivisions thereof, and used solely for construction, reconstruction, maintenance and repair of and safety of public highways and bridges....” The Motor License Fund was created to accommodate this constitutional requirement. The major tax sources for the Motor License Fund are the liquid fuels taxes and the oil company franchise tax.

Act 44 provides a specific order of priority of three categories of revenue sources composed of taxes and fees that the State Treasurer is to use in making payments in respect of Special Revenue Bonds. The first category is the permanent state tax of 12 cents a gallon or fractional part thereof upon all liquid fuels and fuels used or sold by distributors with the Commonwealth. The second category includes the oil company franchise tax of 60 mills on all liquid fuels and fuels; 74% of an additional tax of 55 mills on all liquid fuels and fuels; and 88% of an additional tax of 38.5 mills on all liquid fuels and fuels. The third category includes funds deposited into the Motor License Fund from annual registration fees imposed on various types of vehicles operating in Pennsylvania, net of the \$28,000,000 appropriated to the Commission from the proceeds of the annual vehicle registration fees.

In 2011, there were 11.5 million registered motor vehicles within the Commonwealth, and total Motor License Fund revenues available under Act 44 exceeded \$2.345 billion.

See APPENDIX H hereto for additional financial information concerning the Motor License Fund.

### **UPCOMING COMMISSION FINANCINGS**

The Commission intends to issue additional Turnpike Revenue Bonds under the Senior Indenture during the Summer of 2012 and at the end of 2012 to finance costs of projects included in the Commission’s ten-year capital plan and possibly to refinance the maturing principal of certain of the Commission's floating rate notes outstanding under the Senior Indenture. The Commission intends to issue additional Subordinate Revenue Bonds and Special Revenue Bonds under the Subordinate Indenture during the Fall of 2012 to finance one or more quarterly payments to PennDOT pursuant to the Funding Agreement. The Commission also regularly evaluates market conditions with respect to the possible refunding or refinance of outstanding Senior Revenue Bonds, Subordinate Revenue Bonds and Special Revenue Bonds.

### **CERTAIN RISK FACTORS**

Many factors could affect the sufficiency of the Trust Estate to meet debt service payments on the 2012 Bonds, and the sufficiency of the Motor License Fund to make payments required with respect to the 2012A MLF Special Revenue Bonds, some of which are discussed below. Potential investors must carefully consider the following factors in order to understand the structure and characteristics of the 2012 Bonds and the potential merits and risks of an investment in the 2012 Bonds. Potential investors must review and be familiar with a variety of risk factors in deciding whether to purchase any 2012 Bond. The following risk factors are among those which should be considered by a potential investor:

---

**Commission Revenues  
may decline**

The actual amount of future toll revenues collected by the Commission depends upon a number of factors, including rates established by the Commission and the level and composition of traffic on the System. Many of these factors are beyond the control of the Commission. The Commission is obligated under the terms of the Funding Agreement, Act 44, the Senior Indenture and the Subordinate Indenture to fix and revise tolls at levels that will generate revenues (together with other available moneys) sufficient to pay all of its obligations under the Funding Agreement, to construct and maintain the System and to pay debt service obligations and other amounts payable to PennDOT or the Commonwealth. However, the amount of traffic on the System cannot be predicted with certainty and could decline due to general economic conditions, diversion of some traffic to alternative non-toll routes to avoid toll rate increases or because of increased fuel costs, increased mileage standards, higher fuel taxes or other factors. There is insufficient data to assess these risk factors fully. However, based on historical variations in such factors and the recent toll increases, the Commission reasonably expects to have sufficient revenues to meet its payment obligations, including payment obligations with respect to the 2012 Bonds.

In addition, as set forth in the Traffic Study, there is considerable uncertainty inherent in future traffic and revenue forecasts for any toll facility, and differences between forecasted and actual results (which may be material) may occur due to events and circumstances beyond the control of the forecasters, including without limitation economic conditions and other factors. While future traffic volume and revenues cannot be predicted with certainty, the Commission reasonably expects that it will have sufficient revenue to meet the then existing debt and operational obligations of the Commission. See APPENDIX G – “TRAFFIC AND REVENUE STUDY.”

---

<p><b>Investors in the 2012 Bonds bear greater risk of non-payment because the priority of payment of interest and principal on the 2012 Bonds is subordinate to the Senior Indenture Parity Obligations under the Senior Indenture; the 2012A MLF Special Revenue Bonds are subordinate to the 2012A Subordinate Revenue Bonds</b></p>	<p>The 2012 Bonds are subordinate in right of payment from the General Reserve Fund to the payment of all Senior Indenture Parity Obligations under the Senior Indenture. The 2012 Bonds are not secured by the General Reserve Fund established under the Senior Indenture. In addition, it is probable that additional Senior Revenue Bonds and other senior obligations may be issued in the future by the Commission under the Senior Indenture, which would increase the amount of Senior Indenture Parity Obligations to which the payment on the 2012 Bonds are subordinated, thus increasing the risk of nonpayment to the 2012 Bondholders.</p> <p>In addition, as described herein, the payment of debt service on the 2012A MLF Special Revenue Bonds is junior in right of payment to the payment of debt service on the 2012A Subordinate Revenue Bonds and all other Subordinate Revenue Bonds issued or to be issued under the Subordinate Indenture.</p>
<p><b>The Trust Estate will have limited assets from which to make payments on the 2012 Bonds, which may result in losses</b></p>	<p>The Trust Estate will not include significant assets. The Trust Estate consists primarily of an obligation of the Commission to make periodic payments from funds available in the General Reserve Fund after satisfaction of Senior Indenture Parity Obligations and the maintenance of any reserve fund established under the Senior Indenture. Consequently, holders of the 2012 Bonds must rely upon the obligation of the Commission to make such payments from the General Reserve Fund and to set Tolls at sufficient levels to generate the necessary excess cash in the General Reserve Fund for such payments.</p>
<p><b>If the Commission experiences financial problems, delays in payment or losses on the 2012 Bonds may result</b></p>	<p>Adverse changes in the Commission’s financial condition could result in a failure to make its payments, or a delay in payments, to the Trustee with respect to the 2012 Bonds. In addition to a potential decline in revenues, the Commission’s financial condition could be adversely affected by a number of factors including, but not limited to:</p> <ul style="list-style-type: none"> <li>• Increased and/or unanticipated costs of operation and maintenance of the System;</li> <li>• Decreased toll revenues due to declines in usage or otherwise;</li> <li>• Work stoppage, slowdown or action by unionized employees;</li> <li>• Increased mass transit systems;</li> <li>• Complete or partial destruction or temporary closure of the System due to events beyond the control of the Commission;</li> </ul>

- Increased unfunded healthcare and other non-pension post-employment benefits;
- Increased pension costs; and
- Increased fuel costs.

---

**The Commission’s financial condition may be adversely affected as a consequence of adverse changes in the financial condition of third-party financial institutions**

Adverse changes in the financial condition of certain third-party financial institutions may adversely affect the Commission’s financial position. Different types of investment and contractual arrangements may create exposure for the Commission to such institutions including:

- Risk to the Commission’s investment portfolio due to defaults or changes in market valuation of the debt securities of such institutions;
- Counterparty risk related to swaps used by the Commission to hedge its cost of funds; and
- Risk of rating changes of the Commission’s credit enhancers or liquidity providers which may adversely affect the interest costs on the Commission’s variable rate debt or which may render such variable rate debt unmarketable.

---

**The 2012 Bonds may be repaid early due to the exercise of the redemption option. If this happens, yield may be affected and Bondholders will bear reinvestment risk**

The 2012 Bonds may be redeemed prior to their final maturity if the Commission exercises its option to redeem the 2012 Bonds. Bondholders bear the risk that monies received upon such redemption cannot be reinvested in comparable securities or at comparable yields.

---

**Certain legislative actions may result in adverse changes to the Commission or Act 44**

From time to time legislation is introduced in the Pennsylvania General Assembly which may affect the Commission and therefore may affect certain of the assumptions made in this Official Statement. The Commission cannot predict if any of such bills or other legislation will be enacted into law, or how any such legislation may affect the Commission’s ability to timely pay the 2012 Bonds. See APPENDIX A – “THE PENNSYLVANIA TURNPIKE COMMISSION – The Pennsylvania Turnpike – Recent Developments and Future Legislation.”

---

**Bankruptcy risk; Lien position**

The rights and remedies of Bondholders could be limited by the provisions of the Federal Bankruptcy Code, as now or hereafter enacted (the “*Bankruptcy Code*”), or by other laws or legal or equitable principles which may affect the enforcement of creditors’ rights. Chapter 9 of the Bankruptcy Code permits, under prescribed circumstances, a political subdivision or public agency or instrumentality of a state, such as the Commission, to

commence a voluntary bankruptcy proceeding and to file a plan of adjustment in the repayment of its debts, if such entity is generally not paying its debts as they become due (unless such debts are the subject of a bona fide dispute), or is unable to pay its debts as they become due. Under the Bankruptcy Code, an involuntary petition cannot be filed against a political subdivision, public agency or instrumentality of a state.

In order to proceed under Chapter 9 of the Bankruptcy Code, state law must authorize the political subdivision, public agency or instrumentality to file a petition under the Bankruptcy Code. THE ENABLING ACTS DO NOT CURRENTLY AUTHORIZE THE COMMISSION TO FILE A PETITION UNDER THE BANKRUPTCY CODE.

Payment of the 2012 Bonds is not secured by a lien on any funds on deposit in the General Reserve Fund established under the Senior Indenture or on any toll revenues collected by the Commission. The 2012 Bonds are secured solely by the Commission Payments and funds held under the Subordinate Indenture (excluding the Rebate Fund and as otherwise described herein). Only the Special Revenue Bonds are entitled to payments from the Motor License Fund. In the event of insolvency of the Commission, any claim of the Bondholders, to the extent not satisfied from the Trust Estate, would be a general unsecured claim.

---

**Uncertainty as to available remedies**

The remedies available to owners of the 2012 Bonds upon an Event of Default under the Subordinate Indenture or other documents described herein are in many respects dependent upon regulatory and judicial actions which often are subject to discretion and delay. Under existing constitutional and statutory law and judicial decisions, the remedies specified by the Subordinate Indenture and such other documents may not be readily available or may be limited. The various legal opinions to be delivered concurrently with the issuance of the 2012 Bonds will be qualified, as to the enforceability of the various legal instruments, by limitations imposed by bankruptcy, reorganization, insolvency or other similar laws affecting the rights of creditors generally. Payment of principal of and interest on the 2012 Bonds may not be accelerated upon the occurrence of an Event of Default under the Subordinate Indenture.

---

**The 2012 Bonds are not subject to acceleration**

Payment of principal of and interest on the 2012 Bonds may not be accelerated upon the occurrence of an Event of Default under the Subordinate Indenture.

---

---

**The Motor License Fund may be used for other purposes**

The obligation of the Commonwealth to make payments from the Motor License Fund in respect of the 2012A MLF Special Revenue Bonds is limited to certain available amounts in the Motor License Fund. Amounts in the Motor License Fund are not pledged to the holders of the 2012A MLF Special Revenue Bonds and may be expended by the Commonwealth for other purposes or loaned to the Commonwealth's General Fund. Accordingly, the availability of funds in the Motor License Fund to make payments with respect to the 2012A MLF Special Revenue Bonds is not guaranteed by the Commonwealth.

---

**AUDITED FINANCIAL STATEMENTS**

The financial statements of the Commission for the years ended May 31, 2011 and May 31, 2010 are set forth in APPENDIX B – “AUDITED FINANCIAL STATEMENTS: 2011 and 2010” certified by Zelenkofske Axelrod, LLC, in its capacity as Independent Auditor. The Commission has not asked Zelenkofske Axelrod, LLC, to perform any additional review procedures in connection with this Official Statement.

**CONTINUING DISCLOSURE**

The Commission will enter into a Continuing Disclosure Undertaking for the benefit of the Registered Owners from time to time of the 2012 Bonds (the “**Disclosure Undertaking**”) pursuant to United States Securities and Exchange Commission (“**SEC**”) Rule 15c2-12.

Pursuant to the Disclosure Undertaking, the Commission will provide to the appropriate national repository (currently, EMMA, as hereinafter defined) within 180 days of the end of each fiscal year of the Commission commencing with the fiscal year ending May 31, 2011, annual financial information, consisting of financial and operating data of the type set forth in this Official Statement in Tables I, II and III of APPENDIX A – “THE PENNSYLVANIA TURNPIKE COMMISSION” and in APPENDIX B – “AUDITED FINANCIAL STATEMENTS: 2011 AND 2010” as well as a summary of any material legislative or regulatory developments affecting Act 44. In the event that audited financial statements are not available within 180 days of the close of the applicable fiscal year, the Annual Financial Information will contain unaudited financial statements and the audited financial statements will be provided for filing when available.

The Disclosure Undertaking will also provide that the Commission will file in a timely manner, not to exceed ten business days after occurrence, with the Municipal Securities Rulemaking Board (the “**MSRB**”) as set forth below, notice of the occurrence of any of the following events with respect to the 2012 Bonds: (i) principal and interest payment delinquencies; (ii) non-payment related defaults, if material; (iii) unscheduled draws on debt service reserves reflecting financial difficulties; (iv) unscheduled draws on credit enhancements reflecting financial difficulties; (v) substitution of credit or liquidity providers, or their failure to perform; (vi) adverse tax opinions, the issuance by the Internal Revenue Service (the “**IRS**”) of proposed or final determinations of taxability, notices of Proposed Issue (IRS Form 5701-TEB) or other material notices or determinations with respect to the tax status of the 2012 Bonds or other events affecting the tax status of the 2012 Bonds; (vii) modifications to rights of holders of the 2012 Bonds, if material; (viii) 2012 Bond calls, if material; (ix) defeasances; (x) release,



substitution, or sale of property securing repayment of the 2012 Bonds, if material; (xi) rating changes; (xii) tender offers; (xiii) bankruptcy, insolvency, receivership or similar proceeding of the Commission; (xiv) consummation of a merger, consolidation or acquisition involving the Commission or the sale of all or substantially all of the assets of the Commission, other than in the ordinary course of business, the entry of a definitive agreement to undertake such an action or the termination of a definitive agreement relating to such actions, other than pursuant to its terms, if material; and (xv) appointment of a successor or additional trustee or the change of name of a trustee, if material.

The Commission shall file in a timely manner with the MSRB's Electronic Municipal Market Access System ("**EMMA**"), accessible at <http://emma.msrb.org>, which is currently the only national repository.

The Commission may amend the Disclosure Undertaking and waive any of the provisions thereof, but no such amendment or waiver shall be executed and effective unless (i) the amendment or waiver is made in connection with a change in legal requirements, change in law or change in the identity, nature or status of the Commission or the governmental operations conducted by the Commission; (ii) the Disclosure Undertaking, as modified by the amendment or waiver, would have been the written undertaking contemplated by Rule 15c2-12 at the time of original issuance of the 2012 Bonds, taking into account any amendments or interpretations of Rule 15c2-12; and (iii) the amendment or waiver does not materially impair the interests of the Registered Owners of the 2012 Bonds. Evidence of compliance with the foregoing conditions shall be satisfied by delivery to the Commission of an opinion of counsel having recognized skill and experience in the issuance of municipal securities and federal securities law to the effect that the amendment or waiver satisfies the conditions set forth in the preceding sentence. Notice of any amendment or waiver shall be filed by the Commission with each Repository (presently only EMMA) and shall be sent to the Registered Owners of the 2012 Bonds.

The Disclosure Undertaking will recite that it is entered into for the benefit of the Registered Owners from time to time of the 2012 Bonds. For the purposes of the Disclosure Undertaking, for so long as the 2012 Bonds are registered in the name of DTC or its nominee, "Registered Owner" shall mean and include the holder of a book-entry credit evidencing an interest in the 2012 Bonds. Holders of book-entry credits may file their names and addresses with the Commission for the purposes of receiving notices or giving direction under the Disclosure Undertaking.

A default under the Disclosure Undertaking shall not be deemed to be a default under the 2012 Bonds or the Subordinate Indenture, and the sole remedy to enforce the provisions of the Disclosure Undertaking shall be the right of any Registered Owner, by mandamus, suit, action or proceeding at law or in equity, to compel the Commission to perform the provisions and covenants contained in the Disclosure Undertaking.

The Disclosure Undertaking will terminate (1) upon payment or provision for payment in full of the 2012 Bonds, (2) upon repeal or rescission of Section (b)(5) of Rule 15c2-12, or (3) upon a final determination that Section (b)(5) of Rule 15c2-12 is invalid or unenforceable. A copy of the Disclosure Undertaking is on file at the principal office of the Commission.

The Commission has complied with all of its continuing disclosure requirements pursuant to Rule 15c2-12 with respect to its other series of bonds.

## RELATIONSHIPS OF CERTAIN PARTIES

Drinker Biddle & Reath LLP, which is serving as Disclosure Counsel in this transaction, Thorp Reed & Armstrong, LLP, which is serving as Co-Bond Counsel in this transaction, and McNees Wallace & Nurick LLC, which is serving as Underwriters' Counsel in this transaction, provide legal services to the Commission in various matters from time to time. Public Financial Management, Inc., Financial Advisor, and its affiliate PFM Asset Management, LLC are engaged to provide other services to the Commission.

## UNDERWRITING

Siebert Brandford Shank & Co., L.L.C., on behalf of itself and the other Underwriters shown on the cover hereof (the “**Underwriters**”), are expected to enter into a purchase contract (the “**Purchase Contract**”) with the Commission pursuant to which the Underwriters will agree, subject to certain customary conditions precedent to closing, to purchase (i) the 2012 Subordinate Revenue Bonds from the Commission at a purchase price equal to \$130,328,562.71 (representing the par amount thereof, plus net original issue premium of \$7,342,662.40, less underwriters’ discount of \$559,099.69) and (ii) the 2012 MLF Special Revenue Bonds from the Commission at a purchase price equal to \$103,857,017.75 (representing the par amount thereof, plus net original issue premium of \$9,386,405.05, less underwriters’ discount of \$464,387.30).

Pursuant to the Purchase Contract, the Underwriters will be obligated to purchase all of the 2012 Bonds if any of such 2012 Bonds are purchased. The 2012 Bonds may be offered and sold to certain dealers (including the Underwriters and other dealers depositing such 2012 Bonds into investment trusts) at prices lower than such public offering prices (and such public offering prices may be changed, from time to time, by the Underwriters) only after a public offering of the 2012 Bonds at the initial offering price. The Commission has agreed to be liable to the Underwriters to the extent of all losses, claims, damages and liabilities arising out of incorrect statements or information contained in this Official Statement or material omissions therein, except for information furnished by the Underwriters, and with respect to certain other matters.

Piper Jaffray & Co. and Pershing LLC, a subsidiary of The Bank of New York Mellon Corporation, entered into an agreement (the “**Agreement**”) which enables Pershing LLC to distribute certain new issue municipal securities underwritten by or allocated to Piper Jaffray & Co., including the 2012 Bonds. Under the Agreement, Piper Jaffray & Co. will share with Pershing LLC a portion of the fee or commission paid to Piper Jaffray & Co.

## RATINGS

Moody’s Investors Service, Inc. (“**Moody’s**”), Standard & Poor’s Ratings Group, a division of The McGraw Hill Companies, Inc., and Fitch Ratings have assigned ratings for the 2012A Subordinate Revenue Bonds, of “A3” (Negative Outlook), “A-” (Stable Outlook) and “A-” (Stable Outlook), respectively. The 2012A MLF Special Revenue Bonds have been assigned a rating of “Aa3” (Negative Outlook) by Moody’s and a rating of “AA” (Stable Outlook) by Fitch Ratings.

An explanation of the significance of each of such ratings and outlook may be obtained from the rating agency furnishing the same at the following addresses: Standard & Poor’s Rating Group, 55 Water Street, New York, NY 10041, Moody’s Investors Service, 7 World Trade Center at 250 Greenwich Street, New York, NY 10007; and Fitch Ratings, One State Street

Plaza, New York, NY 10004. Certain materials and information not included in this Official Statement may have been furnished to such rating agencies. A rating is not a recommendation to buy, sell or hold securities. There is no assurance that such ratings will continue for any given period of time or that they may not be lowered or withdrawn entirely by the rating agencies, or either of them, if, in their or its judgment, circumstances so warrant. Any such downward change in or withdrawal of such ratings, or any of them, may have an adverse effect on the market price of the 2012 Bonds.

Except as provided in the Disclosure Undertaking, neither the Underwriters nor the Commission has undertaken any responsibility to bring to the attention of the holders of the 2012 Bonds any proposed or actual change in or withdrawal of any rating or to oppose any proposed change or withdrawal.

### **LITIGATION**

There is no controversy or litigation of any nature now pending or threatened restraining or enjoining the issuance, sale, execution or delivery of the 2012 Bonds, or in any way contesting or affecting the validity of the 2012 Bonds or any proceedings of the Commission taken with respect to the offer or sale thereof, or the pledge or application of any monies or security provided for the payment of the 2012 Bonds, the existence or powers of the Commission or the construction of the Commission's Capital Improvement Program.

The Commission is covered by Act No. 152, approved September 28, 1978, which provides for a limited waiver of sovereign immunity by the Commonwealth. Damages for any loss are limited to \$250,000 for each plaintiff or \$1,000,000 in the aggregate.

The Commission is subject to claims for personal injury and/or property damage pending against the Commission pertaining to matters normally incidental to routine operations. Currently, none of which, individually or in the aggregate, are deemed to expose the Commission to a material risk of loss.

The Pennsylvania Office of the Attorney General ("**OAG**") has served the Commission with grand jury subpoenas requesting a broad range of documents and calling a number of Commission employees to testify. The Commission understands that several former employees have also appeared before the grand jury. The Commission is continuing to cooperate with the OAG. Based solely on the nature of the documents requested and the identity of the employees called to testify, the Commission believes that the OAG's inquiries are directed to the Commission's contracting and hiring practices. The full scope of the inquiry is unknown at this time and the Commission is unable to predict the eventual outcome of the inquiry or the effect it may have on the Commission.

### **LEGAL MATTERS**

Certain legal matters incident to the issuance of the 2012 Bonds and with regard to the tax status of the interest thereon will be passed upon by Thorp Reed & Armstrong, LLP and the Law Offices of Wayne D. Gerhold, Co-Bond Counsel. A copy of the form of opinion of Co-Bond Counsel which will be delivered with the 2012 Bonds is set forth in APPENDIX D – "FORM OF OPINION OF CO-BOND COUNSEL." Certain legal matters will be passed upon for the Underwriters by their Counsel, McNees Wallace & Nurick LLC, and for the Commission

by its Chief Counsel, Doreen A. McCall, Esquire, and Drinker Biddle & Reath LLP, Disclosure Counsel to the Commission.

The various legal opinions to be delivered concurrently with the delivery of the 2012 Bonds express the professional judgment of the attorneys rendering the opinion as to the legal issues explicitly addressed therein. In rendering a legal opinion, the attorney does not become an insurer or guarantor of that expression of professional judgment, of the transaction opined upon, or the future performance of the parties to the transaction. In addition, the rendering of an opinion does not guarantee the outcome of any legal dispute that may arise out of the transaction.

## **TAX MATTERS**

### **Federal Tax Exemption**

In the opinion of Co-Bond Counsel, under existing law, interest on the 2012 Bonds is excludable from gross income for federal income tax purposes and is not an item of tax preference for purposes of the federal alternative minimum tax imposed on individuals and corporations. However, such interest is includable in adjusted current earnings for purposes of the federal alternative minimum tax imposed on certain corporations (as defined for federal income tax purposes). For the purpose of rendering the opinion described in this paragraph, Co-Bond Counsel has assumed compliance by the Commission with the requirements of the Internal Revenue Code of 1986, as amended (the “*Code*”) that must be met subsequent to the issuance of the 2012 Bonds in order that interest thereon continues to be and remains excludable from gross income for federal income tax purposes. Failure to comply with such requirements could cause the interest on the 2012 Bonds to be included in gross income retroactive to the date of issuance of the 2012 Bonds.

Certain of the 2012 Bonds may be sold with original issue discount (the “*OID Bonds*”). For each maturity of the *OID Bonds*, original issue discount is the excess of the stated redemption price at maturity of such *OID Bonds* over the initial offering price to the public, excluding underwriters and other intermediaries, at which price a substantial amount of such *OID Bonds* were sold. The appropriate portion of such original issue discount allocable to the original and each subsequent holder will be treated as interest and excluded from gross income for federal income tax purposes and will increase a holder’s tax basis in such *OID Bonds* for purposes of determining gain or loss upon sale, exchange, redemption, or payment at maturity. Owners of such *OID Bonds* should consult their own tax advisors with respect to the computation and determination of the portion of original issue discount which will be treated as interest and added to a holder’s tax basis during the period such *OID Bonds* are held.

Any 2012 Bonds purchased, whether at original issuance or otherwise, for an amount greater than their principal amount payable at maturity (or, in some cases, at their earlier call date) (the “*Premium Bonds*”), will be treated as having amortizable bond premium. No deduction is allowable for the amortizable bond premium on the *Premium Bonds*. However, a purchaser’s basis in a *Premium Bond*, and under the Treasury Regulations the amount of tax-exempt interest received, will be reduced by the amount of amortizable bond premium properly allocable to such purchaser. Owners of *Premium Bonds* should consult their own tax advisors with respect to the proper treatment of amortizable bond premium in their particular circumstances.

Ownership of the 2012 Bonds may result in collateral federal income tax consequences to certain taxpayers, including, without limitation, financial institutions, property and casualty insurance companies, individual recipients of Social Security or Railroad Retirement benefits, S corporations with “excess net passive income” and taxpayers who may be deemed to have incurred or continued indebtedness to purchase or carry the 2012 Bonds. Co-Bond Counsel express no opinion as to such collateral federal income tax consequences.

The opinion of Co-Bond Counsel on federal tax matters will be based upon and will assume the accuracy of certain representations and certifications, and compliance with certain covenants, of the Commission and others, including PennDOT, to be contained in the transcript of proceedings for the issuance of the 2012 Bonds and that are intended to evidence and assure that the 2012 Bonds are and will remain obligations the interest on which is excludable from gross income for federal income tax purposes. Co-Bond Counsel will not independently verify the accuracy of those certifications and representations or covenants.

The Code prescribes a number of qualifications and conditions for the interest on state and local obligations to be and to remain excludable from gross income for federal income tax purposes, some of which require future or continued compliance after issuance of the obligations in order for the interest to be and to continue to be so excluded from the date of issuance. Noncompliance with these requirements by the Commission may cause the interest on the 2012 Bonds to be included in gross income for federal income tax purposes and thus to be subject to federal income tax retroactively to their date of issuance. The Commission has covenanted to take the actions required of it for the interest on the 2012 Bonds to be and to remain excludable from gross income for federal income tax purposes and not to take any actions that would adversely affect that exclusion.

Current and future legislative proposals, if enacted into law, clarification of the Code or court decisions may cause interest on the 2012 Bonds to be subject, directly or indirectly, to federal income taxation, or to be subject to or not be exempted from state income taxation, or otherwise prevent the owners of the 2012 Bonds from realizing the full current benefit of the tax status of such interest. The introduction or enactment of any such legislative proposals, clarification of the Code or court decisions may also affect the market price for, or marketability of, the 2012 Bonds. Prospective purchasers of the 2012 Bonds should consult their own tax advisors regarding any pending or proposed federal tax legislation, as to which Co-Bond Counsel express no opinion.

The opinion of Co-Bond Counsel is based on current legal authority, covers certain matters not directly addressed by such authorities, and represents Co-Bond Counsel’s judgment as to the proper treatment of the 2012 Bonds for federal income tax purposes. It is not binding on the IRS or the courts. Furthermore, Co-Bond Counsel cannot give and have not given any opinion or assurance about the future activities of the Commission, or about the effect of future changes in the Code, the applicable regulations, the interpretation thereof or the enforcement thereof by the IRS.

### **State Tax Exemption**

In the opinion of Co-Bond Counsel, under existing law, the 2012 Bonds are exempt from personal property taxes in Pennsylvania, and the interest on the 2012 Bonds is exempt from Pennsylvania personal income tax and Pennsylvania corporate net income tax.

\* \* \* \* \*

THE FOREGOING IS NOT INTENDED AS AN EXHAUSTIVE DESCRIPTION OF THE PROVISIONS OF FEDERAL OR STATE TAX LAW OR OTHER FACTORS WHICH MAY HAVE AN EFFECT ON INDIVIDUALS AND CORPORATIONS HOLDING THE 2012 BONDS OR RECEIVING INTEREST THEREON. PROSPECTIVE PURCHASERS OF THE 2012 BONDS SHOULD CONSULT WITH THEIR TAX ADVISORS REGARDING THE EFFECT ON THEIR AFFAIRS OF HOLDING THE 2012 BONDS OR RECEIVING INTEREST THEREON, INCLUDING, BUT NOT LIMITED TO, THE EFFECT OF STATE AND LOCAL TAX LAWS.

### **FINANCIAL ADVISOR**

The Commission has retained Public Financial Management, Inc., Philadelphia, Pennsylvania, as Financial Advisor with respect to the authorization and issuance of the 2012 Bonds. The Financial Advisor is not obligated to undertake or assume responsibility for, nor has it undertaken or assumed responsibility for, an independent verification of the accuracy, completeness or fairness of the information contained in this Official Statement. The Financial Advisor is an independent advisory firm and is not engaged in the business of underwriting, holding or distributing municipal or other public securities.

### **TRUSTEE AND PAYING AGENT**

Wells Fargo Bank, N.A., Philadelphia, Pennsylvania, will be the Trustee and Paying Agent under the Subordinate Indenture. The obligations and duties of the Trustee are as described in the Subordinate Indenture. The Trustee has not evaluated the risks, benefits or propriety of any investment in the 2012 Bonds, and makes no representation, and has reached no conclusions, regarding the validity of the 2012 Bonds, the security therefor, the adequacy of the provisions for payment thereof or the tax-exempt status, as applicable, of the interest on the 2012 Bonds. The Trustee has relied upon the opinion of Co-Bond Counsel for the validity of the 2012 Bonds and status of the interest on the 2012 Bonds as well as other matters set out in that opinion. Furthermore, the Trustee has no oversight responsibility, and is not accountable, for the use or application by the Commission of any of the 2012 Bonds authenticated or delivered pursuant to the Subordinate Indenture or for the use or application of the proceeds of such 2012 Bonds by the Commission.

Under the terms of the Subordinate Indenture, the Trustee is not responsible for any loss or damage resulting from any action or inaction taken in good faith in reliance upon an opinion of counsel and the Trustee is liable only for those damages caused by its gross negligence or willful misconduct. Under the Subordinate Indenture, the Trustee is not required to take notice, and is not deemed to have notice, of any default under the Subordinate Indenture (except with respect to failure to make debt service payments), unless a Responsible Officer of the Trustee has actual notice thereof or has been specifically notified in writing of such default by the owners of at least 25% in aggregate principal amount of the Outstanding Subordinate Indenture Bonds of any Class. All notices or other instruments required by the Subordinate Indenture to be delivered to the Trustee must be delivered at the designated office of the Trustee. In the absence of any such notice, the Trustee may conclusively assume no Event of Default under the Subordinate Indenture exists, except as expressly stated in the Subordinate Indenture. The summary of the Trustee's rights, duties, obligations and immunities is not intended to be a complete summary

and reference must be made to the Subordinate Indenture for a complete statement of the Trustee's rights, duties, obligations and immunities.

The Commission previously selected and has entered into an agreement with Wells Fargo Bank, N.A., for it to serve as successor trustee under the Subordinate Indenture. The transitioning of the trustee relationship will be finalized prior to the issuance of the 2012 Bonds.

*[Rest of Page Intentionally Left Blank]*

## MISCELLANEOUS

The financial data and other information contained herein have been obtained from the Commission's records, audited financial statements and other sources which are believed to be reliable. However, no guarantee is given that any of the assumptions, forecasts or estimates contained herein will be realized.

The references herein to the Enabling Acts, the 2012 Bonds, the Subordinate Indenture, the Memorandum of Agreement, the Disclosure Undertaking, and the Senior Indenture are brief summaries of certain provisions thereof. Such summaries do not purport to be complete and, accordingly, are qualified by reference and are subject to the full texts thereof.

Neither this Official Statement nor any other disclosure in connection with the 2012 Bonds is to be construed as a contract with the holders of the 2012 Bonds. Any statements made in this Official Statement involving matters of opinion or estimates, whether or not expressly so identified, are intended merely as such and not as representations of fact. No representation is made that any of such statements will be realized.

The execution and delivery of this Official Statement by its Chief Financial Officer have been duly authorized by the Commission.

PENNSYLVANIA TURNPIKE COMMISSION

By: /s/Nikolaus H. Grieshaber  
Chief Financial Officer



**APPENDIX A**

**THE PENNSYLVANIA TURNPIKE COMMISSION**

APPENDIX A

TABLE OF CONTENTS

	<u>Page</u>
THE COMMISSION .....	1
General .....	1
Executive Personnel.....	2
THE PENNSYLVANIA TURNPIKE SYSTEM .....	3
General .....	3
Revenue Sources of the Commission.....	4
Act 44 .....	6
Recent Developments and Future Legislation .....	12
Interchanges and Service Plazas .....	14
Additional Services.....	14
Toll Schedule and Rates.....	15
Five Year Financial History.....	17
Budget Process.....	20
Financial Policies and Guidelines .....	21
Credit Enhancement.....	23
Direct Purchase of Commission Senior Revenue Bonds .....	23
E-ZPass Lanes.....	24
All Electronic Tolling .....	25
E-ZPass Plus .....	26
Insurance .....	26
Personnel and Labor Relations .....	26
Retirement Plan.....	27
Other Post Employment Benefit Liabilities .....	29
Commission Office of Inspector General .....	30
CAPITAL IMPROVEMENTS .....	31
Act 61 Projects.....	31
System Maintenance and Inspection.....	31
Ten Year Capital Plan.....	32
Mon/Fayette Expressway and Southern Beltway .....	33
I-95 Interchange .....	34

## APPENDIX A<sup>1</sup>

### THE PENNSYLVANIA TURNPIKE COMMISSION

#### THE COMMISSION

##### General

The Commission is an instrumentality of the Commonwealth existing pursuant to an Act of the General Assembly of Pennsylvania approved on July 18, 2007, P. L. 169, No. 44 (“*Act 44*”) and various Acts of the General Assembly approved on several dates, including the Act of May 21, 1937, P. L. 774; the Act of May 24, 1945, P. L. 972; the Act of February 26, 1947, P. L. 17; the Act of May 23, 1951, P. L. 335; the Act of August 14, 1951, P. L. 1232; and the Act of September 30, 1985, P. L. 240, No. 61 (“*Act 61*”) to the extent not repealed by Act 44, (collectively, the “*Enabling Acts*”). Pursuant to the Enabling Acts, the Commission has the power to construct, operate and maintain the Pennsylvania Turnpike System (as further described herein, the “*System*”). The Commission’s composition, powers, duties, functions, duration and all other attributes are derived from the Enabling Acts. The Enabling Acts may be modified, suspended, extended or terminated at any time by further legislation.

The Commission is composed of five members, including one *ex officio* member, the Secretary of the Department of Transportation of the Commonwealth of Pennsylvania (“*PennDOT*”). Any vacancy in the membership of the Commission (other than the Secretary of Transportation) must be filled by appointment of the Governor, with the advice and consent of two-thirds of the members of the Pennsylvania Senate.

The present members of the Commission and the expiration dates of their respective terms (which, in each case, would be extended until reappointment or until a successor is appointed and confirmed) are as follows:

*William K. Lieberman* is the current Chairman of the Commission. He was appointed to serve as a Commissioner on July 1, 2010. Mr. Lieberman has been President of The Lieberman Companies, an insurance and pension provider, since 2003. He serves on the boards of AMPCO Pittsburgh and GENCO-ATC. A graduate of The Pennsylvania State University, he is a University of Pittsburgh Trustee and former Chairman of the Manchester-Bidwell Corp., Pittsburgh. His term expires on July 1, 2014.

*A. Michael Pratt, Esq.* is the current Vice Chairman of the Commission. He is a partner in the law firm of Pepper Hamilton LLP and was originally named to the Commission in June 2009, becoming the first African-American Commissioner in the Commission's 70-year history. Mr. Pratt joined Pepper Hamilton in 1986 and is a partner in the firm’s Philadelphia and

---

<sup>1</sup> Capitalized terms used in this Appendix A and not otherwise defined have the meanings ascribed in the forepart of this Official Statement or in Appendices C or E hereto.

Harrisburg offices, as well as the first African-American member of the firm's executive committee. He is an active member of the Philadelphia, Pennsylvania, and American Bar Associations and has served as the Chancellor of the Philadelphia Bar Association and President of the Barristers' Association of Philadelphia, an organization of African-American lawyers. He received a B.A. in Economics and English from Washington & Jefferson College, Washington, Pennsylvania, in 1981 and earned a law degree from Harvard Law School in 1985. His term expires on June 24, 2013.

*J. William Lincoln* is the current Secretary Treasurer of the Commission. He was initially appointed to the Commission in May 2004 and reappointed in May 2009. Mr. Lincoln, who was a state Senator for 16 years, and Senate Majority Leader during his final term, also served as a state Representative for six years. Mr. Lincoln, of Uniontown, Pennsylvania, also was a member of the State Transportation Advisory Committee and a University of Pittsburgh Trustee. He attended The Pennsylvania State University and is owner of Linc Consultants. His term expires on June 24, 2013.

*Pasquale T. Deon, Sr.*, an established businessman and lifelong resident of Bucks County, Pennsylvania, has served as a member of the Commission since 2002. Mr. Deon is Chairman of the Board of Directors of the Southeastern Pennsylvania Transportation Authority (SEPTA). He is also a service-industry entrepreneur involved in real-estate development, beverage distribution and construction services. He is the owner of WBCB-1490AM Radio, Levittown, Pennsylvania, and co-owner of Temperance House Restaurant & Inn, Newtown, Pennsylvania. His term expired on June 30, 2010, but he continues to serve as Commissioner for an indefinite term until he is reappointed or a successor is appointed and confirmed.

*Barry J. Schoch, P.E.* is the Secretary of Transportation of the Commonwealth of Pennsylvania and an *ex officio* member of the Commission. Mr. Schoch was nominated by Governor Tom Corbett to be the Secretary of Transportation, and his nomination was confirmed by the state Senate on April 12, 2011. Mr. Schoch, a graduate of The Pennsylvania State University has more than 25 years of experience in the engineering field. He began his career with the Delaware Department of Transportation and worked for two private-sector firms before joining McCormick Taylor Inc., a Philadelphia-based engineering-consulting firm, in 1995. He was Vice President for McCormick Taylor and Manager of its Harrisburg office Engineering Department when he was confirmed as Secretary of Transportation.

## **Executive Personnel**

*Roger E. Nutt* was named Chief Executive Officer of the Pennsylvania Turnpike Commission on March 15, 2011, effective March 21, 2011. He brought extensive experience as chief executive at various other transportation agencies. Mr. Nutt served as executive director of both the New Jersey Turnpike Authority and the New Jersey Highway Authority. Before that, he was executive director of the New Jersey Transit Corporation, executive director of the New Jersey Transportation Trust Fund, and assistant commissioner for finance and administration at the New Jersey Department of Transportation. He was also project director for the South Jersey Transportation Authority's \$330 million Atlantic City-Brigantine Connector — a 2.5 mile expressway public-private partnership.

*Craig R. Shuey* was named Chief Operating Officer in January 2011. He joined the Commission in August 2009 as Director of Government Affairs. He previously served as executive director of the Commonwealth Senate Transportation Commission, a post he held for eight years. He also served as a representative on the Senate Transportation Commission and various advisory committees on areas such as air, rail, freight movement and safety.

*Nikolaus H. Grieshaber* was named Chief Financial Officer in June 2008. Prior to that time, he held positions of Director of Treasury Management and Treasury Manager with the Commission. Before joining the Commission in 2000, he was a finance manager and portfolio manager for ADP Capital Management, assistant treasurer for BTR Dunlop Finance, cash manager for Silo, Inc. and investment analyst for American Life Insurance Company.

*Frank J. Kempf, Jr.* was named Chief Engineer in July 2007. Prior to that time, he held positions of Assistant Chief Engineer Design and Chief Bridge Engineer with the Commission. Before joining the Commission in 1986, he worked as a Bridge Design Engineer for a consulting engineering firm and with PennDOT.

*Mr. Kempf has recently announced his intention to retire as Chief Engineer in April 2012. The Commission has begun the process of identifying Mr. Kempf's successor.*

*Doreen A. McCall, Esq.*, has been the Chief Counsel since July 2005. Prior to that time, she served as Chief Counsel to the Pennsylvania Historical and Museum Commission from February 2003 to July 2005 and as Deputy General Counsel in the Governor's Office of General Counsel from April 2000 to January 2003. From September 1996 to April 2000, she was an Assistant General Counsel and from November 1993 to August 1996, she was a staff attorney in the Office of Inspector General.

## **THE PENNSYLVANIA TURNPIKE SYSTEM**

### **General**

The present Pennsylvania Turnpike System (the "*System*") is composed of:

- the 359 mile Turnpike Mainline traversing the southern portion of Pennsylvania from east to west;
- the 110 mile north/south section identified as the Northeast Extension;
- the approximately 18 mile north/south connection, known as the Beaver Valley Expressway, which intersects the Turnpike Mainline in the southwestern portion of the Commonwealth;
- the approximately 13 mile Amos K. Hutchinson Bypass which adjoins the Turnpike Mainline near the New Stanton Interchange;
- four completed segments of the Mon/Fayette Expressway project totaling 39 miles (with an additional 7.7 miles expected to open in the summer of 2012); and

- a six mile section of the Southern Beltway project from PA 60 to US 22. (For a more complete description of the Mon/Fayette Expressway and Southern Beltway projects, see “Capital Improvements – Mon/Fayette Expressway and Southern Beltway” herein).

The Turnpike Mainline connects with the Ohio Turnpike at its western terminus and with the New Jersey Turnpike at its eastern terminus. The Turnpike Mainline commences on the eastern boundary of Pennsylvania at the Delaware River Bridge which connects the System to the New Jersey Turnpike. The Turnpike Mainline traverses the state in a westerly direction generally paralleling the southern border of the state immediately north of Philadelphia and south of Harrisburg to the vicinity of Somerset. West of Somerset, the highway follows a northwesterly direction to the northeast of Pittsburgh and to the Ohio state line, south of Youngstown, Ohio.

The System was constructed prior to the development of the National Interstate Highway System and no Federal Highway Trust Fund monies have been utilized in the construction of the Turnpike Mainline, Northeast Extension, Beaver Valley Expressway or Amos K. Hutchinson Bypass section of the Turnpike. However, portions of the System have been designated as Interstate Routes. The Turnpike Mainline has been designated as Interstate Route 276 between the area where Interstate Route 95 crosses the System and the Valley Forge Interchange. The portion of the Turnpike Mainline west of the Valley Forge Interchange to the western terminus at the Ohio state line has been designated as Interstate Route 76. In addition, the Turnpike Mainline between the New Stanton and Breezewood Interchanges has been designated as Interstate Route 70. The Northeast Extension has been designated as Interstate Route 476.

The System was constructed and opened to traffic in sections. The original Turnpike Mainline segment between Irwin and Carlisle was opened in 1940. Ten years later, in 1950, the 100-mile section between Carlisle and King of Prussia was completed and opened. After 1950, construction of new segments of the System occurred at more frequent intervals with the Turnpike Mainline segment in service as of May, 1956. The initial segment of the Northeast Extension between the Turnpike Mainline and the temporary interchange just south of the Lehigh Tunnel was opened in 1955. The final segment, from the temporary interchange to Scranton, was completed and opened for traffic in November, 1957.

The Delaware River Bridge, which connects the Turnpike Mainline with the New Jersey Turnpike System, is owned jointly by the Commission and the New Jersey Turnpike Authority.

### **Revenue Sources of the Commission**

The Commission’s revenues are principally derived from three separate sources: toll revenues from the operation of the System, revenue derived from a portion of the Commonwealth’s Oil Franchise Tax, and revenue derived from a portion of the Commonwealth’s vehicle registration fee revenues.

#### *Toll Revenues*

The largest part of the Commission’s revenues is derived from the collection of all rates, rents, fees, charges, fines and other income derived by the Commission from the vehicular usage

of the System and all rights to receive the same (the “**Tolls**”). The Tolls are presently pledged to secure the Commission’s Senior Revenue Bonds and other Senior Indenture Parity Obligations, as well as any subordinated indebtedness that may be issued under the Senior Indenture (collectively, the “**Senior Indenture Obligations**”). Currently, \$2,779,820,000 aggregate principal amount of Senior Revenue Bonds are outstanding under the Senior Indenture. Other Senior Indenture Parity Obligations include, among other things, interest rate swaps and reimbursement and standby bond purchase agreements.

The Tolls are not pledged to secure the Oil Franchise Tax Revenue Bonds (as defined below), the Registration Fee Revenue Bonds (as defined below) or the bonds and other obligations issued under the Subordinate Indenture (“**Subordinate Indenture Obligations**”). All Subordinate Indenture Obligations are subordinated to the payment of the Senior Indenture Obligations issued under the Senior Indenture. See “Act 44 - *Issuance of Bonds; Commission Payments.*”

The Commission may in the future, under the terms of the Senior Indenture, identify in writing certain roads, other than the Turnpike Mainline Section and the Northeast Extension, as not being part of the System for the purposes of the Senior Indenture which would eliminate toll revenues from these portions from the definition of Tolls under the Senior Indenture. However, the Commission currently has no plans to remove any roads from the System.

#### *Oil Franchise Tax Revenues*

The Commission’s second principal stream of revenues consists of that portion of the Commonwealth’s oil franchise tax revenues (the “**Oil Franchise Tax Revenues**”) allocated by statute to the Commission or the holders of the Commission’s Oil Franchise Tax Revenue Bonds (the “**Oil Franchise Tax Revenue Bonds**”), \$786,062,198.15 (including compounded amounts as of December 1, 2011 for capital appreciation bonds) of which are issued and outstanding. The Oil Franchise Tax Revenue Bonds, the proceeds of which were spent on portions of the Mon/Fayette Expressway and the Southern Beltway, are secured solely by Oil Franchise Tax Revenues. The Oil Franchise Tax Revenues are not pledged to secure any Senior Indenture Obligations, any Subordinate Indenture Obligations or any Registration Fee Revenue Bonds as defined below.

#### *Registration Fee Revenues*

The Commission’s third principal stream of revenues consists of that portion of the Commonwealth’s vehicle registration fee revenues (the “**Registration Fee Revenues**”) allocated by statute to the Commission or the holders of any of the Commission’s Registration Fee Revenue Bonds (the “**Registration Fee Revenue Bonds**”), \$430,045,000 of which are issued and outstanding. The Registration Fee Revenue Bonds, the proceeds of which were spent on portions of the Mon/Fayette Expressway and the Southern Beltway, are secured by Registration Fee Revenues. Registration Fee Revenue Bonds are to be paid solely from the Registration Fee Revenues. The Registration Fee Revenues are not pledged to secure any Senior Indenture Obligations, Subordinate Indenture Obligations or the Oil Franchise Tax Revenue Bonds.

Neither the Senior Indenture Obligations, the Oil Franchise Tax Revenue Bonds nor the Registration Fee Revenue Bonds are secured by or have any interest in the Trust Estate established pursuant to the Subordinate Indenture.

### *Future Financing Considerations*

The Commission may issue additional bonds under the Senior Indenture and the Subordinate Indenture. In addition, the Commission may, from time to time, issue other notes and bonds payable from such sources as may be available so long as the Tolls, the Oil Franchise Tax Revenues securing the Oil Franchise Tax Revenue Bonds or the Registration Fee Revenues securing the Registration Fee Revenue Bonds are not pledged to such other notes and bonds or, if pledged, are pledged on a subordinate basis. For the foreseeable future, the Commission anticipates that it will borrow substantial additional funds for purposes of funding capital expenditures for the System and payments under Act 44 and the Funding Agreement. Such borrowings are expected to be undertaken principally under the Senior Indenture and the Subordinate Indenture. In addition, the Commission may from time to time increase toll rates to meet the debt, capital and operational obligations of the Commission.. The most recent toll increase was effective January 2, 2012. See *“Toll Schedule and Rates”* for further information.

The Commission intends to issue additional bonds under the Senior Indenture: (i) in the Summer of 2012 and at the end of 2012 to finance the costs of projects included in the Commission’s Ten Year Capital Plan and, possibly, to refinance the maturing principal of certain Senior Revenue Bonds. The Commission also intends to issue additional bonds under the Subordinate Indenture during the Fall of 2012 to finance one or more quarterly payments to PennDOT pursuant to the Funding Agreement. The Commission regularly evaluates market conditions with respect to the possible refunding of its outstanding Senior Revenue Bonds, Subordinate Revenue Bonds and Special Revenue Bonds.

The ability of the Commission to repay such borrowings could be adversely affected by many factors, some of which are beyond the control of the Commission. For example, economic circumstances which result in significant declines in motor vehicle acquisition or operating cost increases could adversely affect the number of motor vehicles in use. The cost of fuel could increase which could adversely affect both the number of motor vehicles using the System and the mileage that such vehicles travel. Government regulations, such as Clean Air Act requirements, might also significantly restrict motor vehicle use and therefore diminish Tolls.

In addition, from time to time, legislation is introduced in the Pennsylvania General Assembly, with respect to Act 44 and otherwise, which may affect the Commission and, therefore, may affect certain assumptions made in the Official Statement. The Commission cannot predict if any bills will be enacted into law, or how any legislation may affect the Commission’s ability to pay debt service on its Senior Indenture Obligations and Subordinate Indenture Obligations. See *“Recent Developments and Future Legislation.”*

### **Act 44**

On July 18, 2007, Act 44 was enacted, creating a “public-public partnership” between the Commission and PennDOT to provide funding for roads, bridges and transit throughout the



Commonwealth. Subsequently, the Commission and PennDOT entered into a Lease and Funding Agreement (the “**Funding Agreement**”) on October 14, 2007, incorporating many of the terms of Act 44. The term of the Funding Agreement is fifty years.

*Funding Agreement Between PennDOT and the Commission*

The Funding Agreement requires the Commission to make scheduled annual payments to PennDOT, payable in equal quarterly installments, to be used to provide funding for roads, bridges and transit. In Fiscal Years 2009-10 and 2010-11, payments totaled \$900 million and \$450 million, respectively. Thus far in Fiscal Year 2011-12, three quarterly payments totaling \$337.5 million have been made. The Commission’s obligation to pay the annual debt service on any Special Revenue Bonds on a timely basis is also part of its payment obligation under the Funding Agreement. The Funding Agreement also granted the Commission the option to lease the portion of Interstate I-80 (“**I-80**”) located in the Commonwealth from PennDOT upon the approval of the Federal Highway Administration (“**FHWA**”) of the conversion of such portion into a toll road (the “**Conversion**”). The Funding Agreement granted the unilateral option to the Commission to effectuate the Conversion at any time before the third anniversary of the Funding Agreement (the “**Conversion Period**”), with the option to extend the Conversion Period for up to three one-year periods.

On October 13, 2007 the Commission and PennDOT submitted a joint application to the FHWA for approval of the Conversion. On various dates, the FHWA asked for and the Commission and PennDOT provided the FHWA with additional information. On September 11, 2008, FHWA sent the Commission and PennDOT a letter stating that it could not approve the I-80 application at that time, primarily because of insufficient information concerning how rental payments for I-80 were determined and whether they were related to the true costs of the leasehold interest. In response, the Commission and PennDOT submitted additional supplemental information to the FHWA on October 29, 2009. The FHWA ultimately denied the application on April 6, 2010, finding that the proposed lease payments to PennDOT under the Funding Agreement would have the effect of diverting toll revenues collected from the operation of I-80 to projects on other facilities, which it stated was contrary to the permitted uses of toll revenue under the federal Transportation Equity Act for the 21st Century.

No appeal of the FHWA’s decision is expected, and, in addition, the Commission did not extend the Conversion Period during the notice period under the Funding Agreement or give notice of Conversion. Therefore, the Conversion Period lapsed on October 14, 2010 without the Commission effectuating Conversion. Although the Commission could appeal the FHWA’s decision, the Commission does not currently have statutory authority to revive the Conversion Period or effect Conversion. Under existing law, all legal, financial and operational responsibility for I-80 remains with PennDOT.

Act 44 provides that, under certain circumstances, payments to PennDOT drop to \$450 million annually for the remaining term of the Funding Agreement. It has been the Commission’s position that the reduced annual payment under the Funding Agreement of \$450 million was effective beginning with Fiscal Year 2010-11. Accordingly, the Commission made quarterly payments aggregating \$450 million in Fiscal Year 2010-11, and has made three quarterly payments aggregating \$337.5 million in Fiscal Year 2011-12. In addition, the

Commission's obligation under Act 44 to make annual surplus payments of the General Reserve Fund Surplus (as defined in Act 44) at the end of each Fiscal Year has terminated.

PennDOT initially disputed that the reduced annual payment under the Funding Agreement of \$450 million was effective beginning with Fiscal Year 2010-2011. PennDOT claimed it was not aware of a basis for a reduction in the Commission's annual payment obligation until the beginning of Fiscal Year 2011-2012 and that the Commission owed PennDOT the additional amount of \$472.5 million for Fiscal Year 2010-2011. The Commission was also advised during the prior gubernatorial administration that the Office of the Budget of the Commonwealth might assert that the reduced annual payment obligation was not effective until Fiscal Year 2011-2012 and that the higher amount, a maximum of \$922.5 million, was payable for Fiscal Year 2010-2011.

On September 30, 2011, the Commission, PennDOT and the Office of the Budget, each acting individually and on behalf of the Commonwealth, entered into a Settlement Agreement and Mutual Release Regarding Lease Payments (the "**Settlement Agreement**"). Among other things, the parties: (1) agreed that the amounts previously paid by the Commission for Fiscal Year 2010-2011 on account of its Funding Agreement obligation constituted full payment of that obligation; (2) agreed that the Commission's payment obligation under the Funding Agreement for Fiscal Year 2010-2011 had been fully discharged; and (3) released the Commission of any further payment obligation under the Funding Agreement with respect to Fiscal Year 2010-2011. The Commission confirmed its continuing obligation to make the annual payments called for under the Funding Agreement in the amount of \$450 million per year, as described above, for the remaining term of the Funding Agreement. The parties further agreed that the Funding Agreement remains in full force and effect, except as modified by the Settlement Agreement.

Act 44 provides that if the Secretary of the Budget notifies the Commission of a failure to make a payment to PennDOT under Act 44 and the Funding Agreement, all actions of the Commission taken by a vote of the Commissioners thereafter must be approved by a unanimous vote of all Commissioners until such time as the payment is made. However, under Act 44, a unanimous vote is not required if it would prevent the Commission from complying with covenants with "current bondholders, debt holders or creditors." The Funding Agreement does not refer to "current bondholders, debt holders or creditors," but provides that a unanimous vote is not required if it would prevent the Commission from complying with covenants with "bondholders, debt holders or creditors having such status as of the Effective Date" which under the Funding Agreement is defined as October 14, 2007.

The Commission is required by the terms of the Funding Agreement and Act 44 to fix and adjust tolls at levels that will generate revenues (together with other available moneys) sufficient to pay, among other things, amounts to PennDOT pursuant to the Funding Agreement when due and other obligations of the Commission, and the Commission has covenanted in the Subordinate Indenture to set tolls at a level sufficient to meet its coverage obligations taking into account any additional debt incurred in order to make such payments. The Commission believes that System revenues should enable it to satisfy its reduced payment obligations as set forth in Act 44 without reliance on any I-80 toll revenues.

### *Act 44 Payments to PennDOT for Roads, Bridges and Transit*

Act 44 provides that all required payments under the Funding Agreement or as required by Act 44 shall be subordinate obligations of the Commission payable solely from the General Reserve Fund after meeting all other Commission requirements pursuant to any financial documents, financial covenants, liquidity policies or agreements in effect at the Commission. Pursuant to the Funding Agreement, the Commission's payments to PennDOT in prior Fiscal Years have been allocated as follows: deposits to the Motor License Fund to be available for road and bridge work in the amounts of \$450 million in Fiscal Year 2007-08, \$500 million in Fiscal Year 2008-09, \$500 million in Fiscal Year 2009-10, and \$200 million in Fiscal Year 2010-11; and deposits into the Public Transportation Trust Fund for distribution to Pennsylvania's local and regional public transportation agencies for operating and capital purposes in the amounts of \$300 million in Fiscal Year 2007-08, \$350 million in Fiscal Year 2008-09, \$400 million in Fiscal Year 2009-10, and \$250 million in Fiscal Year 2010-11. Notwithstanding the foregoing, no portion of the payments of the Commission to be deposited into the Public Transportation Trust Fund may be made with proceeds of Special Revenue Bonds. It has been and remains the Commission's position (now affirmed in the Settlement Agreement) that its payment obligation was \$450 million in Fiscal Year 2010-11 and remains such in each year thereafter over the remaining term of the Funding Agreement, with \$200 million to be deposited annually in the Motor License Fund to be available for roads and bridges and \$250 million to be deposited annually in the Public Transportation Trust Fund to be available for transit. See "*Funding Agreement Between PennDOT and the Commission*" above for further information on the prior dispute with PennDOT and the resolution of that dispute under the terms of the Settlement Agreement.

Nineteen payments have been made under the Funding Agreement to date, in the aggregate amount of \$3,287,500,000.

### *Issuance of Bonds; Commission Payments*

Under the Enabling Acts, including Act 44, the Commission is authorized and empowered, among other things, to issue turnpike revenue bonds, notes or other obligations (either senior on a parity basis or subordinate) to pay (i) pursuant to the Funding Agreement, if applicable, the costs of construction, reconstructing, widening, expanding or extending I-80 or any other costs of I-80 and the System, (ii) certain amounts to PennDOT pursuant to the Funding Agreement for purposes of funding PennDOT highway, road and bridge construction and maintenance programs in the Commonwealth, (iii) costs of improvements to the System, and (iv) certain amounts into a Public Transportation Trust Fund pursuant to the Funding Agreement, to be used exclusively for mass transit programs (provided that, pursuant to the terms of the Funding Agreement, the proceeds of any Special Revenue Bonds may not be applied for payments to mass transit programs).

The bonds authorized to be issued by the Commission under Act 44, after execution of the Funding Agreement, include up to \$5 billion of Special Revenue Bonds, as described below. Proceeds of such bonds may be applied toward the satisfaction of the Commission's scheduled annual payment obligations under the Funding Agreement and Act 44, except, pursuant to the terms of the Funding Agreement, that portion of the annual payment obligations to be deposited

in the Public Transportation Trust Fund. See “*Statutory Limitations on the Incurrence of Special Revenue Bonds.*” The Funding Agreement provides that the Commission is obligated to pay all debt service due with respect to the Special Revenue Bonds.

Pursuant to the terms of the Subordinate Indenture, the Commission covenanted, after payment of all required debt service on all Senior Indenture Obligations and subject to the provisions of the Senior Indenture, to pay to the Trustee under the Subordinate Indenture (the “*Subordinate Indenture Trustee*”), and it instructed the Senior Indenture Trustee to pay to the Subordinate Indenture Trustee, out of the General Reserve Fund established under the Senior Indenture, such amounts as are required by the Subordinate Indenture, by a supplemental indenture to the Subordinate Indenture or by a parity swap agreement to pay, at the times specified, all amounts due in respect of the Subordinate Indenture Obligations outstanding under the Subordinate Indenture.

Accordingly, the Commission shall instruct and furnish a debt service schedule to the Senior Indenture Trustee providing for the payment to the Subordinate Indenture Trustee out of available funds held in the General Reserve Fund the amount from time to time necessary to satisfy all required deposits under the Subordinate Indenture to the Commission Payments Fund established under the Subordinate Indenture and to pay debt service on the outstanding Subordinate Indenture Obligations and all other payments required from time to time under the Subordinate Indenture and in any supplemental indenture to the Subordinate Indenture (the “*Commission Payments*”).

Under the Subordinate Indenture, the Commission may, from time to time, issue additional bonds, including Subordinate Revenue Bonds and Special Revenue Bonds, to satisfy its payment obligations under Act 44. The Commission intends any long-term indebtedness to be issued under the Subordinate Indenture to be paid solely from Commission Payments. Such obligations, if issued, are subordinate to the Senior Revenue Bonds issued under the Senior Indenture. Such Subordinate Revenue Bonds will be parity obligations with the outstanding Subordinate Revenue Bonds under the Subordinate Indenture. The Special Revenue Bonds will have a subordinate right to payment from Commission Payments to the rights of payment in favor of the holders of the Subordinate Revenue Bonds issued under the Subordinate Indenture. **APPENDIX F sets forth the existing debt service schedule for the Senior Revenue Bonds and the Subordinate Indenture Bonds.**

*Statutory Limitations on the Incurrence of Special Revenue Bonds.*

Under Act 44, the Commission is authorized to issue, by resolution, Special Revenue Bonds (as defined in §9511.2 of Act 44) up to an aggregate principal amount of \$5 billion, exclusive of original issue discount, for the purpose of paying bond related expenses and costs of PennDOT, including the costs of highway, road, tunnel and bridge construction, renovation and expansion, including acquisition of land, rights, machinery and equipment and certain finance charges relating thereto, public transportation systems, planning, engineering, administrative and other expenses, and debt service. No more than \$600 million in aggregate principal amount of such Special Revenue Bonds, exclusive of original issue discount, may be issued in any calendar year. No such bonds may be issued unless the Funding Agreement is in effect, and no such bonds may be outstanding beyond the stated term of the Funding Agreement at the time of

issuance. Special Revenue Refunding Bonds (as defined in §9511.2 of Act 44) shall not be deemed to count against the total or annual maximum issuance volume under Act 44.

Upon the issuance of the 2012 Bonds, Special Revenue Bonds will have been issued in the original aggregate principal amount of \$589,580,584.30, of which \$600,069,191.30 (including compounded amounts as of December 1, 2011 for capital appreciation bonds) currently is outstanding.

Should the Commission fail to timely make required debt service deposits for Special Revenue Bonds, the Subordinate Indenture Trustee shall proceed under the terms of Act 44 and a Memorandum of Agreement between PennDOT, the Office of the Budget of the Commonwealth and the Pennsylvania State Treasurer, dated July 16, 2010 (the “*MOA*”), to notify PennDOT of such default, and PennDOT shall give notice to the Treasurer of the Commonwealth of such deficiency and request the payment of funds necessary to cure such deficiency only from funds available for such purpose in the Motor License Fund. The appropriation of money in the Commonwealth’s Motor License Fund in respect of Special Revenue Bonds issued by the Commission under Act 44 is continuing and non-lapsing. The Commonwealth has no obligation to appropriate any funds, other than available funds on deposit in the Motor License Fund, for the payment of any such Special Revenue Bonds. Pursuant to the MOA, certain funds equal to maximum annual debt service on outstanding Special Revenue Bonds are to be set aside (but not pledged) in the Motor License Fund for this purpose upon the issuance of Special Revenue Bonds. Funds in such amounts were set aside in the Motor License Fund in connection with the issuance of the Commission’s Motor License Fund-Enhanced Turnpike Subordinate Special Revenue Bonds, Series A of 2010, Series B of 2010, Series A of 2011 and Series 2011B MLF Special Revenue Bonds, and are expected to be set aside with respect to the 2012A MLF Special Revenue Bonds. The Commission is obligated pursuant to the Funding Agreement to reimburse the Treasurer of the Commonwealth for any amounts withdrawn from the Motor License Fund in order to cure a default in the payment by the Commission with respect to the annual debt service on any such Special Revenue Bonds. This reimbursement obligation is subject and junior to the payment obligations of the Commission under the Special Revenue Bonds.

*Rules Relating to Governance and Accountability Under Act 44.*

Act 44 sets forth certain rules relating to governance and accountability of the Commission, including, but not limited to, requiring the Commission to file an annual financial plan with the Pennsylvania Secretary of the Budget no later than June 1 of each year (the “*Financial Plan*”), to provide updates to the Chairman and Minority Chairman of the Pennsylvania House and Senate Transportation Committees regarding the status of the I-80 conversion, and to have an audit of the Commission’s finances conducted by the Auditor General every four years (such audit to be paid for by the Commission). Under Act 44, the Commission is also required to adopt a comprehensive code of conduct for Commissioners and executive level employees, which the Commission adopted with an effective date of October 31, 2007. The Commission submitted its Financial Plan for Fiscal Year 2011-12 on June 1, 2011 and a Financial Plan Amendment on August 4, 2011, addressing updated traffic information and incorporating the Commission’s adoption of an amendment to its Ten Year Capital Plan. The Financial Plan and the Financial Plan Amendment can be obtained by contacting the Commission. For a more detailed discussion, see “PENNSYLVANIA TURNPIKE SYSTEM –

Act 44 and Act 44 Financial Plan” in the forepart of this Official Statement. In 2011, the Auditor General began the audit process required by Act 44 but has not yet issued any report. See “Budget Process” herein.

## **Recent Developments and Future Legislation**

From time to time, legislation is introduced in the Pennsylvania General Assembly and the United States Congress, the nature and content of which may affect the Commission and, therefore, may affect certain of the assumptions made in the Official Statement. The Commission cannot predict if any such legislation will be enacted into law, or how any such legislation may affect the Commission’s ability to pay the Senior Indenture Obligations or the Subordinate Indenture Obligations, or to perform its financial obligations pursuant to Act 44.

### *Commonwealth Transportation Funding and Reform Efforts.*

In April 2011, Governor Corbett appointed a 40-member Transportation Funding Advisory Commission (the “*TFAC*”), chaired by Secretary of Transportation and Pennsylvania Turnpike Commissioner Barry Schoch, to develop a “comprehensive, strategic proposal for addressing the transportation funding needs of Pennsylvania.” In August 2011, the TFAC provided its findings and recommendations to the Governor. Specific to the Commission, the TFAC recommended amending Act 44 to shift Commission payments to PennDOT under the Funding Agreement exclusively to public transportation purposes and expanding tolling authority to all interstates.

Multiple bills have been introduced in the General Assembly to implement the one or more recommendations of the TFAC, although none have advanced in either chamber. These include:

- Senate Bill 1327 and House Bill 2112, which would amend Act 44 to shift Commission payments exclusively to public transportation purposes.
- Senate Bill 4 and House Bill 2099, which would increase various motor vehicle penalties and fees, as well as redefine the calculation for the “average wholesale price” on taxable liquid fuels for purposes of increasing revenues available for transportation purposes. If this legislation were enacted, the Commission anticipates an increase in state revenue as determined by statutory formula.
- Senate Bill 344 and House Bill 3, which would authorize “public-private” transportation partnership arrangements in the Commonwealth. The legislation would allow the Commission, among other public entities, to enter into public-private partnerships for the construction of new transportation infrastructure and facilities and for the lease of such facilities through long-term agreements. Both bills would prohibit a lease of the Pennsylvania Turnpike without the further express approval of the General Assembly. However, the legislation does not restrict the Commission from entering into public-private partnership agreements which do not involve granting substantial oversight and control over the Turnpike Mainline to another entity, nor does this legislation limit or preempt in any way the Commission’s ability to enter into certain types of public-private partnership

agreements under its Enabling Acts. Senate Bill 344 passed the Senate Chamber by a vote of 49-1 in December 2011, and House Bill 3 passed the House Chamber by a vote of 128-66 in April 2012. Each bill has now been referred to the other Chamber's Transportation Committee for review and reconciliation.

### *Other Pennsylvania Legislative Proposals*

The Commonwealth's General Assembly meets in regular legislative sessions lasting two calendar years and ending in each even-numbered year. Legislation proposed but not enacted during a legislative session expires at the conclusion of that session, but may be reintroduced in subsequent legislative sessions. Over the past several legislative sessions, bills have been introduced covering a range of proposals that could impact the Commission. It is common for bills proposed but not enacted in a legislative session to be re-introduced in subsequent sessions.

Among proposals currently pending in the General Assembly that could affect the Commission are the following:

- House Bill 76 would require that PennDOT assume the operating functions of the Commission and that the Commonwealth assume the financing functions of the Commission, that certain assets of the Commission be transferred to PennDOT and the State Treasurer, and that the Commission and the office of Turnpike Commissioner be abolished. The bill was referred to the House Transportation Committee in February 2011.
- House Bill 1686 would terminate the Act 44 Funding Agreement. The bill was referred to the House Transportation Committee in June 2011. The bill was introduced in reaction to the FHWA's denial of the Commission's application to toll I-80 as authorized by Act 44.

### *Federal Legislation*

Authorization for current federal surface transportation programs was scheduled to expire on March 31, 2012. On March 30, 2012, Congress agreed to a temporary extension of existing authorization for a period of 90 days. Neither the operations of the Commission nor its capital programs depend, to any material extent, upon the continuing availability of federal funding, and, accordingly, the Commission does not believe that the failure of Congress to reauthorize these programs, or the enactment of significant changes to these programs, would have a material adverse effect on the financial condition or results of operations of the Commission.

### *Additional Matters*

The Commission has drafted and circulated legislation for comment with PennDOT which would allow the Commission to request that PennDOT suspend the vehicle registration of vehicle owners with outstanding toll violations or unpaid EZ-Pass account balances. In addition, the legislation would expand the type of technology available to collect tolls. Enactment of this legislation is important as the Commission previously approved design for an open road tolling system at the Delaware River Bridge in conjunction with the I-95 connection project and, more

generally, as the Commission explores the possible future implementation of all-electronic tolling.

On July 15, 2011 leaders and key representatives from the Commission and PennDOT assembled to discuss cooperative initiatives to increase operational efficiencies and streamline project delivery. The outcomes of the meeting were detailed in an August 2011 report entitled *Mapping the Future between the Pennsylvania Turnpike Commission and the Pennsylvania Department of Transportation*. Several suggested efficiency measures emerged including: regular communication, integration of software systems, sharing of existing resources, standardization of manuals and publications, and coordination of training, operations, project planning and construction phasing. Discussions between the Commission and PennDOT on these themes are ongoing.

The Commission cannot predict what other legislation may be introduced during the 2011-12 or future legislative sessions or if any proposals or other initiatives may lead to the adoption of legislation that may affect the Commission.

### **Interchanges and Service Plazas**

The System has a total of 64 interchanges which connect it with major arteries and population centers in its 545 mile traffic corridor. Thirty-one of the interchanges are located on the Turnpike Mainline, including Turnpike Mainline barriers at the New Jersey and Ohio state lines, and 10 interchanges are situated on the Northeast Extension. The additional 23 interchanges are located on the Beaver Valley Expressway, Amos K. Hutchinson Bypass, and completed segments of the Mon/Fayette Expressway and Southern Beltway.

There are 17 service plazas along the System providing gasoline and diesel fuel, other automotive supplies and services, and restaurant services. The Commission has entered into long term service plaza redevelopment agreements with HMSHost Restaurants, LLC and Sunoco, Inc. to design, reconstruct, finance, operate and maintain all of the service plazas. The Commission has no responsibility for maintaining the service plazas under the agreements. Since the Commission entered the agreements in 2005, nine rebuilt service plazas have opened, and three more facilities are under construction and scheduled to reopen in May 2012. The two companies are expected to invest approximately \$190 million in the project, at no cost to the Commission. The Commission received approximately \$2.9 million and \$2.7 million in annual income under the service plaza agreements in 2010 and 2011, respectively, which is based on rental payments plus a percentage of revenue generated.

### **Additional Services**

In addition to 820 field personnel in 22 facilities available to keep the roadway open and safe in the event of unfavorable road conditions, the Commission has a 24/7 Traffic Operations Center which monitors conditions on the System and provides emergency dispatch.

A Turnpike Roadway Information Program provides real-time data to drivers. Travelers are alerted to roadway conditions via Variable Message Signs, Highway Advisory Radio and alerts via email and mobile phone.



With funding from the Pennsylvania Department of Environmental Protection, the Commission built its first Truck Space Electrification (TSE) facility in 2010 at the New Stanton Service Plaza. The TSE provides service towers equipped with modules that fit into truck cab windows to provide heat, air conditioning, internet, TV and electrical power while the truck's engine remains off. The TSE will help operators of diesel trucks comply with new environmental regulations while relieving surrounding neighborhoods from noise and pollution from idling diesel engines.

In September 2011, Commission officials along with representatives from sponsor, State Farm Insurance, released a smartphone application that enhances safety for those traveling the System. The free iPhone and Droid application is an innovative way for travelers to know what the current conditions are on the roadway.

In December 2011, the Pennsylvania Department of Environmental Protection announced a \$1 million grant award to help develop electric vehicle infrastructure on the System. The grant recipient, Car Charging Group Inc., will install charging stations at 17 service plazas on the System. The Commission has also committed additional funding of up to \$500,000 to upgrade the electrical systems at the plazas to accommodate the charging stations. The first phase of the work will be incorporated into ongoing service-plaza renovations between Harrisburg and New Jersey. Later phases will involve service plazas between Harrisburg and Ohio, and then along the Northeastern Extension. The project is expected to be completed by June 30, 2013.

### **Toll Schedule and Rates**

The current System generally employs a closed or ticket system method for toll collection. Tolls are determined on the basis of the length of the trip and vehicle class. There are nine vehicle classes determined either by axles or, in the case of commercial vehicles, by axles and weight. Historically, all drivers were issued a ticket upon entering the System and were required to surrender the ticket and pay the appropriate toll upon exiting. Electronic toll collection methods, however, have been implemented throughout the System. See "THE PENNSYLVANIA TURNPIKE – E-ZPass Lanes."

Between 1957 and 2008, the Commission implemented only five revisions in its toll schedule, effective on September 1, 1969, August 1, 1978, January 2, 1987, June 1, 1991 and August 1, 2004. On August 1, 2004, Turnpike tolls increased by 1.8 cents per mile for passenger vehicles from 4.1 to 5.9 cents per mile. Commercial vehicles had an average increase of 5.3 cents per mile. Such toll increase was consistent with the rate of inflation over the 13 years since the Commission's prior toll increase in 1991. All incremental revenue generated by such toll increase has been used to fund capital improvements to the System's roads, tunnels and other upgrades. On July 22, 2008, the Commission approved a toll increase in the amount of 25% which became effective on January 4, 2009, with the expectation that it would implement annual increases thereafter. The Commission approved a toll increase in the amount of 3% which became effective on January 3, 2010. At its meeting on July 13, 2010, the Commission adopted several revenue enhancement measures that took effect on January 2, 2011. For E-ZPass users, tolls increased by 3%. For cash customers, tolls increased by 10% (rounded to the nearest \$0.05). Annual fees for use of E-ZPass transponders increased from \$3 per transponder to \$6 per transponder. Finally, the commercial discount program, which provided for tiered discounts of

10%, 15% and 20% off published toll rates depending on total monthly fares, was adjusted to provide tiered discounts of 5%, 10% and 15%. These revenue enhancements will be used to provide funds for payments under the Funding Agreement and other Act 44 purposes, including funding of the Commission's capital expenditure program and normal operating expenditures. At its meeting on July 19, 2011, the Commission approved a toll increase which became effective on January 2, 2012. E-ZPass users did not see a toll increase, and cash customers saw an increase of 10%. In addition, commercial discounts were reduced. The 15% volume discount was eliminated and the remaining discounts are a 5% discount for \$5,000-\$10,000 in monthly tolls and a 10% discount for more than \$10,000 in monthly tolls. In addition, the Commission also approved toll rate increases that among E-ZPass users and cash customers will average 3% annually for each of the 2013 and 2014 calendar years.

Preliminary unaudited traffic data for the first nine months of Fiscal Year 2012 (June 2011 through February 2012) indicates a 5.7% increase in adjusted gross toll revenue and a 0.4% decrease in traffic volume as compared to the same period in Fiscal Year 2011. Economic conditions and gasoline price increases have impacted traffic volumes during Fiscal Year 2012.

The following Table I illustrates the current tolls and per mile rates applicable to each vehicle class for a trip on the Turnpike Mainline Section from Interchange 1 through Interchange 359.

TABLE 1					
Current Tolls and Per Mile Rates for Mainline					
Roadway East - West Complete Trip					
Delaware River Bridge - Warrendale (Ticket System)					
Vehicle Toll Class	Gross Vehicle Weight (Thousand Pound)	New Toll Rate Cash Effective 1/2012	Per Mile Cash Rate	New Toll Rate EZ-Pass Effective 1/2012	Per Mile EZ-Pass Rate
1	1-7	30.80	0.094	26.19	0.080
2	7-15	45.25	0.138	38.46	0.117
3	15-19	56.10	0.171	47.74	0.145
4	19-30	65.55	0.199	55.70	0.169
5	30-45	92.00	0.280	78.24	0.238
6	45-62	116.95	0.355	99.46	0.302
7	62-80	166.80	0.507	141.89	0.431
8	80-100	218.15	0.663	185.66	0.564
9	Over 100	1237.05	3.760	1052.95	3.200

Notes: The above rates represent an “East West” trip for the ticket toll system between Warrendale (#30) and the Delaware River Bridge (#359) interchanges. The 30 mile Gateway to Warrendale roadway between Warrendale and the Ohio Turnpike has a barrier toll at the Gateway Mainline interchange (#2). For purposes of the Senior Indenture, the Mainline is the entire length of the roadway between Ohio and the Delaware River Bridge. The toll on the Gateway connector is payable only when traveling eastbound and is standard for all vehicles of a class, regardless of distance traveled. The cash rate as of January 2, 2012 is \$4.75 for the first two axles, \$9.45 for three axles, \$14.10 for four axles, \$18.70 for five axles and \$23.45 for six axles. The E-ZPass rate is \$3.98 for the first two axles, \$7.96 for three axles, \$11.94 for four axles, \$15.91 for five axles and \$19.89 for six axles.

Act 44 requires the Commission to fix toll rates such that revenues from tolls and other sources to the Commission are sufficient to pay the cost of the System’s operation, construction, expansion and maintenance, all Commission obligations and interest thereon, sinking fund requirements of the Commission, other requirements in any trust indentures, notes or resolutions and payments to PennDOT under the Funding Agreement.

**Five Year Financial History**

The following Tables II and III summarize the financial history of the System for the Fiscal Years from 2007 to 2011. The financial statements are a combination of cash basis financial statements with certain accruals included. Tables II and III should be read in conjunction with the financial statements prepared in accordance with generally accepted accounting principles and related notes included in “APPENDIX B – AUDITED FINANCIAL STATEMENTS: 2011 AND 2010” of this Official Statement (the “*Financial Statements*”)

**TABLE II**  
**Number of Vehicles and Fare Revenues – Summarized by Fare Classification**  
*(in thousands)*

Year Ended <u>May 31</u>	<u>Number of Vehicles</u>			<u>Fare Revenues</u>				<u>Net Fare Revenues</u>
	<u>Passenger</u>	<u>Commercial</u>	<u>Total</u>	<u>Passenger</u>	<u>Commercial</u>	<u>Total</u>	<u>Discount</u>	
2007	160,107	25,316	185,423	\$322,780	\$294,836	\$617,616	\$24,975	\$592,641
2008	164,097	25,455	189,552	\$329,072	\$290,078	\$619,150	\$20,224	\$598,926
2009	162,637	23,582	186,219	\$353,885	\$284,359	\$638,245	\$22,640	\$615,605
2010	163,599	22,933	186,532	\$407,368	\$310,670	\$718,038	\$24,211	\$693,827
2011	165,230	23,812	189,042	\$435,751	\$328,105	\$763,856	\$24,152	\$739,704

[Remainder of page intentionally left blank]

**TABLE III**  
**Summary of System Revenues and Operating Expenditures**  
**Before Interest and Other Charges\***  
*(in thousands)*

	<b>Years ended May 31,</b>				
	<u>2007</u>	<u>2008</u>	<u>2009</u>	<u>2010</u>	<u>2011</u>
<b>Revenues</b>					
Net Toll Revenues	\$592,641	\$598,926	\$615,605	\$693,827	\$739,704
Concession Revenues	3,877	3,212	3,087	2,868	2,728
Interest Income	13,142	9,663	6,478	5,560	11,089
Miscellaneous	11,925	17,699	14,855	13,337	16,202
<b>Total Revenues</b>	<b>\$621,586</b>	<b>\$629,500</b>	<b>\$640,025</b>	<b>\$715,592</b>	<b>\$769,723</b>
<b>Operating Expenditures</b>					
Turnpike Patrol	\$30,735	\$31,977	\$34,127	\$34,337	\$34,056
General & Administrative	16,670	19,870	18,492	15,942	15,070
Normal Maintenance	57,110	63,653	61,327	64,347	65,285
Employee Benefits & Other Misc. Items	46,112	65,865	79,563	77,565	72,772
Fare Collection	55,007	60,348	60,317	63,087	64,944
Traffic Services, Safety & Communications	37,872	37,295	39,008	\$41,071	\$43,356
<b>Total Operating Expenditures</b>	<b>\$243,506</b>	<b>\$279,008</b>	<b>\$292,834</b>	<b>\$296,349</b>	<b>\$295,483</b>
Revenues less Operating Expenditures	\$378,080	\$350,492	\$347,191	\$419,243	\$474,240
Annual Senior Debt Service Requirement	\$111,543	\$126,058	\$153,568	\$127,866	\$133,718
Coverage Ratio**	3.39	2.78	2.26	3.28	3.55
Annual Subordinate Debt Service Requirement			\$12,066	\$86,977	\$133,317
Coverage Ratio**			2.10	1.95	1.78
Annual MLF Enhanced Debt Service Requirement					\$1,541
Coverage Ratio**					1.77

\* This summary of revenues and operating expenditures is not intended to present results of operations in conformity with generally accepted accounting principles.

\*\* Coverage ratio is based on available sources of recurring revenues.

## **Budget Process**

The Commission's Finance Department develops preliminary budget information for all Commission departments. This information is provided to each of the respective departments for their review and to enable them to make any proposed revisions for their budget requests. The information is then returned to the Finance Department and a Commission wide preliminary budget is prepared. This budget is reviewed by senior management and, in cooperation with the respective departments, revisions are made when necessary to conform to the annual financial plan. The final recommended budget is then presented to the Board of Commissioners for formal approval.

In addition, Act 44 requires the Auditor General of the Commonwealth to conduct an audit of the accounts of the Commission and to review its performance, procedures, operating budget, capital budget and debt every four years. Act 122 of 1988 also requires the Auditor General to conduct a financial and compliance audit of the Commission once every four years. The last compliance/performance audit pursuant to Act 122 was issued in June 2008. The compliance portion of the 2008 audit covered the period January 1, 2003 through December 31, 2005 and the financial portion covered the period May 31, 2002 through May 31, 2005. The Auditor General's office did not conduct its own four-year financial audit but reviewed audits and supporting documentation of the independent firm who audits the Commission's financial statements annually, including work papers for the four fiscal years ending May 31, 2002 through May 31, 2005. The audit made recommendations based on findings concerning safety, information dissemination and E-ZPass collections. The Commission responded to the Auditor General's findings and has taken steps to address certain issues raised in the audit. For further information see <http://www.auditorgen.state.pa.us/Reports/Performance/Special/speTurnpike061308.pdf>. The process for the next audit by the Auditor General was begun in 2011 but no report has yet been issued.

In the meantime, however, the Auditor General has issued public letters asserting that the Commission's payment obligations under Act 44 are a long-term threat to Pennsylvania motorists and taxpayers, and urging the Pennsylvania General Assembly to lift such obligations. The Commission has responded that it appreciates the Auditor General's concerns that Act 44 funding may have a negative effect on traffic on the System, toll rates, customer service and other traveler benefits sometime in the future, and that amendment of the funding requirements may need to be considered. The Commission nevertheless remains committed to meeting all its financial obligations by sound management of its debt load and by reinvesting in the System. For copies of the Auditor General's letters and the Commission's response, see <http://www.paturnpike.com/Press/2012/20120105171343.htm>.

Act 44 also requires the Commission to prepare and submit to the Secretary of the Budget a Financial Plan no later than June 1 of each year for the ensuing Fiscal Year, describing its proposed operating and capital expenditures, borrowings, liquidity and other financial management covenants and policies, estimated toll rates and all other revenues and expenses. The purpose of the Financial Plan is to demonstrate that the Commission's operation in accordance with such plan can be reasonably anticipated to generate unencumbered funds sufficient to make all payments due to PennDOT under Act 44 and the Funding Agreement in the upcoming year after all other Commission Obligations have been met. Any deviations and the

causes therefor in prior year plans must be explained. *See also* “Act 44 – Rules Relating to Governance and Accountability Under Act 44” *above*.

## **Financial Policies and Guidelines**

The Commission’s Investment Policy and Guidelines, adopted on June 6, 1997 and amended from time to time thereafter (the “**Investment Policy**”), sets forth the purpose, objectives and investment guidelines for eligible securities for the investment of financial assets of the Commission. Eligible securities include those that are consistent with the Senior Indenture. For a discussion of the Commission’s concentration of credit risk to particular issuers see Note 4 to the Financial Statements.

The Investment Policy provides that appropriate benchmarks shall be developed for the various funds invested by the Commission and that the returns of the Commission’s individual portfolio segments are to be compared to such benchmarks. Pursuant to the Investment Policy, the Commission’s Investment Policy Committee must prepare an investment report for the Commissioners on a quarterly basis, including a management summary that provides a clear picture of the status of the current investment portfolio and transactions made over the latest reporting period. The report is to include investment performance and demonstrate conformity with the Investment Policy.

The Commission adopted three additional financial policies on April 20, 2004: a Debt Management Policy, an Interest Rate Swap Management Policy and a Liquidity Standard Policy. These financial management policies were developed in recognition of the increasing financial sophistication of the Commission with respect to its debt structure and to provide guidance governing the issuance, management, ongoing evaluation and reporting of all debt obligations.

The Liquidity Standard Policy requires that the Commission maintain sufficient year-end fund balances to ensure levels of uncommitted reserves necessary to secure and protect its long-term debt and other financial obligations. Under this policy the Commission budgets and maintains cumulative fund balances, including balances in the Reserve Maintenance Fund and the General Reserve Fund, equal to the greater of maximum annual debt service on those bonds not secured by a debt service reserve fund or 10% of annual budgeted revenues.

The Debt Management Policy establishes parameters and provides guidance governing the issuance and management of Commission debt. It addresses such issues as usage of unhedged variable rate debt, rate covenants and limitations on additional bonds and disclosure.

The Commission’s Interest Rate Swap Management Policy (“**Swap Policy**”) establishes guidelines for the use and management of all interest rate management agreements, including, but not limited to, interest rate swaps, swap options, caps, collars and floors (collectively, “**Swaps**”) incurred in connection with the incurrence of debt.

The Swap Policy authorizes the Commission to use Swaps to hedge interest rate movement, basis risk and other risks, to lock in a fixed rate or, alternatively, to create synthetic variable rate debt. Swaps may also be used to produce interest rate savings, limit or hedge variable rate payments, alter the pattern of debt service payments, manage exposure to changing market conditions in advance of anticipated bond issues (through the use of anticipatory hedging

instruments) or for asset/liability matching purposes. Key elements of the Swap Policy include the following:

***Swap Counterparties – Credit Criteria.*** The Commission will make its best efforts to work with qualified Swap counterparties that have a general credit rating of: (i) at least “A3” or “A” by two of the nationally recognized rating agencies and not rated lower than “A3” or “A” by any nationally recognized rating agency, or (ii) have a “non terminating” “AAA” subsidiary as rated by at least one nationally recognized credit rating agency.

***Term and Notional Amount.*** For Swaps tied to an issued series of bonds, the term of the Swap agreement shall not extend beyond the final maturity date of the related bonds. The total net notional amount of all Swaps related to a bond issue should not exceed the aggregate principal amount of outstanding bonds. In calculating the net notional amount, netting credit shall be given to any Swaps that offset each other for a specific bond transaction.

***Security and Source of Repayment.*** The Commission may use the same security and source of repayment (pledged revenues) for Swaps as is used for the bonds that are hedged by the Swap, if any, but shall consider the economic costs and benefits of subordinating the Commission’s payments and/or termination payment under the Swap. The Commission shall consult with Bond Counsel regarding the legal requirements associated with making the payments under the Swap on a parity or non parity basis with outstanding Commission debt.

***Prohibited Agreements.*** The Commission will not use Swaps that:

- Are speculative or create extraordinary leverage as risk;
- Lack adequate liquidity to terminate without incurring a significant bid/ask spread; or
- Provide insufficient price transparency to allow reasonable valuation.

***Annual Swap Report.*** The Commission’s Chief Financial Officer, in consultation with the Commission’s Financial Consultant, Swap Advisor and Bond Counsel, will evaluate the risks associated with outstanding Swaps at least annually and provide to the senior executives and the Commissioners a written report of the findings based upon criteria set forth in the Swap Policy.

***Disclosure and Financial Reporting.*** The Commission will ensure that there is full and complete disclosure of all Swaps to rating agencies and in disclosure documents. Disclosure in marketing documents, including bond offering documents, shall provide a clear summary of the special risks involved with Swaps and any potential exposure to interest rate volatility or unusually large and rapid changes in market value. With respect to its financial statements, the Commission will adhere to the guidelines for the financial reporting of Swaps, as set forth by the Governmental Accounting Standards Board (“***GASB***”) or other applicable regulatory agencies.

The Commission has interest rate exchange agreements with respect to its Senior Revenue Bonds, Series 2006A, Series 2008B, Series 2009A, Series 2009C, Series 2010B, Series 2011C and Series 2011D, as well as with respect to its Registration Fee Revenue Bonds, Series 2005, and Oil Franchise Tax Revenue Bonds, Series 2003C. As of March 2, 2012, the aggregate



market value of all such swaps to the counterparties thereto from the Commission (negative value to the Commission) was calculated to be approximately \$205 million. See Note 4, Note 8, and Note 13 to the Financial Statements. The Commission does not have any interest rate exchange agreements associated with its Subordinate Revenue Bonds or Special Revenue Bonds.

There are a number of risks associated with Swaps that could affect the value of the Swaps, the ability of the Commission to accomplish its objectives in entering into the Swaps and the ability of the Commission to meet its obligations under the Swaps. These risks include, among others, the following: counterparty risk – the failure of the counterparty to make required payments; credit risk – the occurrence of an event modifying the credit rating of the Commission or its counterparty; termination risk – the need to terminate the transaction in a market that dictates a termination payment by the Commission; tax risk – the risk created by potential tax events that could affect Swap payments; and basis risk – the mismatch between actual variable rate debt service and variable rate indices used to determine Swap payments. The Commission actively monitors the degree of risk and exposure associated with the Swaps to which it is a party but can offer no assurances that compliance with its Swap Policy will prevent the Commission from suffering adverse financial consequences as a result of these transactions.

*The policies of the Commission described above may be revised or amended at any time at the discretion of the Commission.*

### **Credit Enhancement**

Several series of the Commission’s outstanding Senior Revenue Bonds have credit and/or liquidity enhancement. These are:

<u>Series</u>	<u>Maturity Range</u>	<u>Credit/Liquidity Enhancement</u>	<u>Expiration</u>
\$198,725,000 Pennsylvania Turnpike Commission Turnpike Multi-Modal Revenue Refunding Bonds, Series A-1 and Series A-2 of 2010	2035	Standby Bond Purchase Agreements for each series provided by JPMorgan Chase Bank, National Association	July 29, 2013
\$50,000,000 Pennsylvania Turnpike Commission Turnpike Multi-Modal Revenue Bonds, Series C of 2008	2036 – 2038	Letter of Credit provided by Barclays Bank, PLC	May 25, 2014
\$100,000,000 Pennsylvania Turnpike Commission Turnpike Multi-Modal Revenue Bonds, Series B-1, of 2008	2038	Letter of Credit provided by Barclays Bank, PLC	May 25, 2014

### **Direct Purchase of Commission Senior Revenue Bonds**

The Commission has issued certain Senior Revenue Bonds in private placement direct purchase transactions. In May 2011, the Commission issued (i) its \$232,775,000 Turnpike Multi-Modal Revenue Bonds, Series C-1 of 2011 (the “**2011 C-1 Bonds**”) through a private placement with RBC Capital Markets, LLC to refund certain bonds under the Senior Indenture

and (ii) its \$65,555,000 Turnpike Multi-Modal Revenue Bonds, Series C-2 of 2011 (the “**2011 C-2 Bonds**”, and together with the 2011 C-1 Bonds, the “**2011 C Bonds**”) through a private placement with Sumitomo Mitsui Banking Corporation to refund certain bonds under the Senior Indenture. Each series of the 2011 C Bonds was issued with a floating interest rate based on the London Interbank Offered Rate (LIBOR) index. Neither series of the 2011 C Bonds is subject to optional tender by the purchasers prior to maturity. However, each series of the 2011 C Bonds is subject to special mandatory tender on May 26, 2014 (the “**Special Mandatory Tender Date**”). Subject to certain conditions, in the event the applicable series of 2011 C Bonds cannot be remarketed, refunded, redeemed or otherwise paid on the Special Mandatory Tender Date, the 2011 C-1 Bonds are subject to mandatory redemption over a four year accelerated principal amortization period and the 2011 C-2 Bonds are subject to mandatory redemption over a five year accelerated principal amortization period, in each case at an increased rate of interest. Neither the 2011 C-1 Bonds nor the 2011 C-2 Bonds are secured by the debt service reserve fund under the Senior Indenture. Upon the occurrence of certain events of default or other redemption events, the 2011 C Bonds may become subject to immediate special mandatory redemption.

### **E-ZPass Lanes**

The Commission has installed E-ZPass, a form of electronic toll collection, throughout the System. Not only has E-ZPass enhanced safety and convenience for users of the System, but the technology has improved traffic flow and reduced congestion at the System’s busiest interchanges, especially in southeastern Pennsylvania. Express E-ZPass lanes have been constructed at five interchanges and permit E-ZPass customers to travel through the toll plaza at highway speeds. In addition, E-ZPass customers traveling in fourteen other states that have implemented E-ZPass technology are able to use E-ZPass. Currently, E-ZPass is available on the entire System, including the western extensions. The Commission has not experienced any material problems in connection with the installation or operation of the E-ZPass system.

To help ensure, protect and preserve the collection of toll revenue due to the Commission, a violation enforcement system (VES) has been installed at all interchanges where E-ZPass has been installed to identify violators (customers who travel through E-ZPass lanes and do not have E-ZPass) and motorists with problem tags that result in no reads. VES enables the Commission to collect appropriate tolls and other additional fees relating to violations. Legislation passed in 2000 included enforcement provisions for E-ZPass, including, among other things, certain evidentiary presumptions with respect to whether the registered vehicle owner was the operator of the vehicle, procedures for notifying the vehicle owner of the violation charged and civil liability amounts of the vehicle owner for violations.

The Commission's annual revenues from E-ZPass users have increased to \$496.37 million during the Fiscal Year ended May 31, 2011 from \$449.56 million for the Fiscal Year ended May 31, 2010. The Commission's annual revenues from ticketed drivers (i.e., those not using E-ZPass) decreased to \$267.49 million during the Fiscal Year ended May 31, 2011 from \$268.47 million for the Fiscal Year ended May 31, 2010. The Commission expects that E-ZPass usage will continue to increase. The use of electronic tolling has enhanced the overall efficiency of the Commission’s toll collections operations and has resulted in a reduction in the number of required full-time and part-time toll collectors.

The Commission is a member of the E-ZPass Interagency Group (IAG), a coalition of toll authorities throughout the United States. The Interagency Group includes the following agencies: Peace Bridge Authority; Burlington County Bridge Commission; Delaware Department of Transportation; Delaware River and Bay Authority; Delaware River Joint Toll Bridge Commission; Delaware River Port Authority; Illinois State Toll Highway Authority; ITR Concession Company (Indiana Turnpike); Maine Turnpike Authority; Maryland Transportation Authority; Massachusetts Department of Transportation; Metropolitan Transportation Authority Bridges & Tunnels; New Hampshire Department of Transportation, Bureau of Turnpikes; New Jersey Turnpike Authority; New Jersey Highway Authority; New York State Bridge Authority; New York State Thruway Authority; Ohio Turnpike Commission; Port Authority of New York and New Jersey; Rhode Island Turnpike and Bridge Authority; South Jersey Transportation Authority; Virginia Department of Transportation; and West Virginia Parkways Authority. IAG's stated mission is "to enable E-ZPass members and affiliated toll operators to provide the public with a seamless, accurate, interoperable electronic method of paying tolls and fees while preserving and enhancing the E-ZPass program."

New highway construction projects, such as the Mon/Fayette Expressway and Southern Beltway, are being designed and built to be compatible with the E-ZPass system. The installation of the E-ZPass system has required the incorporation of innovative technologies into a single toll system that uses hardware and software adaptable to future technologies. The Commission has a contract, extending through 2019, with TransCore Company for the design, installation and maintenance of the E-ZPass system software and hardware and the operation of the E-ZPass Customer Service and Violations Processing Centers. The E-ZPass system implementation is a major component of the Commission's Ten Year Capital Plan. Plans call for enhancements to E-ZPass lane signage and design of additional Express E-ZPass lanes.

See "*Toll Schedule and Rates*" for a discussion of recent toll revisions for E-ZPass customers and the Commission's general toll revisions effective January 2, 2012.

### **All Electronic Tolling**

The Commission has constructed two all-electronic-tolling ("**AET**") interchanges in the Philadelphia area which are designed for the exclusive use of E-ZPass customers. The Virginia Drive interchange is located near Fort Washington and the Street Road interchange is located near Bensalem. These AET interchanges and other similar planned interchanges of this type are expected to reduce congestion at the System's busier interchanges and are expected to provide convenient access to industrial parks and job centers. An AET interchange is currently under construction at Route 29, six miles West of Valley Forge. There are also two AET interchanges which are currently in design; one at Route 903 in Carbon County and one at the I-95 Connector in Bucks County.

Early in 2011, the Commission initiated a feasibility study to examine the benefits and potential issues associated with converting the existing 543-mile toll road to a cashless, AET system. The team of McCormick Taylor/CDM Smith (formerly Wilbur Smith Associates) was selected to conduct the AET study which includes an overview of the existing toll collection system and an analysis of AET systems throughout the United States, comparing the costs and benefits of various electronic tolling options. The AET feasibility report (the "*AET Feasibility*

*Report*”) was completed in March 2012. The Commission has determined based on the assumptions in the AET Feasibility Report that conversion to AET is feasible from both a financial and physical perspective. The AET Feasibility Report is available for review on the Commission’s Website at <[http://www.paturnpike.com/aet\\_public/aet.asp](http://www.paturnpike.com/aet_public/aet.asp)>.

### **E-ZPass Plus**

In November 2009, the Commission began offering E-ZPass customers who meet specific criteria the ability to participate in E-ZPass Plus. E-ZPass Plus allows E-ZPass customers to use their transponder to pay for parking fees at participating facilities displaying the E-ZPass Plus logo.

### **Insurance**

The Commission maintains All-Risk Property, Builder’s Risk, Public Official Bonds, Crime and Fiduciary insurance coverage and is self-insured for Workers’ Compensation, Auto Liability, and General Liability claims.

For capital projects, the Commission maintains Builders Risk Insurance that covers buildings and structures, including temporary structures, while being constructed, erected or fabricated on Commission property. This insurance provides coverage against risk of physical damage and/or loss (subject to policy exclusions) to all buildings and structures during construction. Upon completion, a project is then covered under an All Risk Insurance policy that has a \$125 million per occurrence policy limit.

Deductibles range in amount depending on the line of coverage and the nature of the claim. For bridges, tunnels, overpasses, underpasses and viaducts, the deductible is \$2 million. For buildings (including contents), toll plazas and equipment, warehouses and similar facilities, the deductible is \$1 million.

Certain pre-specified construction projects are insured under an “Owner Controlled Insurance Program” (OCIP) until completion. Under these programs, the Commission, contractors and subcontractors are insured for Workers Compensation, General Liability, Builders Risk and other project-specific insurance with limits and large deductibles varying by project.

### **Personnel and Labor Relations**

As of March 1, 2012, the Commission employed 2,103 persons, consisting of 471 management employees, 1,527 full-time union members, and 105 temporary union employees. Seventy three and nine tenths percent (73.9%) of all employees are engaged in maintenance operations and fare collection.

In an effort to meet funding obligations and contain costs, in 2008 the Commission reduced overhead by eliminating vacant positions, offered early retirement incentives to eligible staff members, implemented a reduction-in-force program for positions no longer required and reduced salary and benefit expenses by cutting 15 management positions. Subsequently, the Commission also reduced overtime by permanently shifting schedules, implemented a

management pay freeze during Fiscal Years 2009-10, 2010-11 and 2011-12, and reduced expenses. As a result, the Commission currently employs 447 fewer employees, or 18% less, than it did in 2002, the peak employment year over the past 10 years.

The civil service requirements applicable to the state government do not apply to employees of the Commission.

The Commission is a party to three collective bargaining agreements and one memorandum of understanding with Teamsters' Local Unions covering central office, field, professional and first level supervisory personnel. The three collective bargaining agreements became effective on October 1, 2007 and expired on September 30, 2011. No extension to any of the collective bargaining agreements has been executed. The unions retain their right to strike during negotiations. Negotiations are ongoing. The memorandum of understanding has no termination date. Since union representation began, the Commission has experienced one work stoppage which occurred on November 24, 2004 and lasted for seven days.

## **Retirement Plan**

The State Employee's Retirement System of the Commonwealth ("**SERS**") is one of the nation's oldest and largest statewide retirement plans for public employees. SERS administers both a defined benefit plan and a defined contribution plan. The defined benefit plan is funded through a combination of employee contributions, employer contributions and investment earnings. The defined contribution plan (Commonwealth of Pennsylvania Deferred Compensation Program) is funded by voluntary employee contributions and investment earnings.

Substantially all employees of the Commission are covered by SERS. The costs of the defined benefit plan are paid by the Commission quarterly based upon a stipulated contribution rate. Participating agency contributions, including those for the Commission, are mandated by statute and are based upon an actuarially determined percentage of gross pay that is necessary to provide the SERS with assets sufficient to meet the benefits to be paid to the SERS members.

Article II of the Pennsylvania Constitution provides the General Assembly the authority to establish or amend benefit provisions. Act 2001-9, signed into law on May 17, 2001, established Class AA membership whereby, generally, annual full retirement benefits for electing active members is 2.5% of the member's highest three-year average salary (final average salary) multiplied by years of service. Commission employees hired after June 30, 2001, but before January 1, 2011, are Class AA members. Members hired on or before June 30, 2001 had the option, but were not required, to elect Class AA membership.

Those members not electing Class AA membership are considered Class A. The general annual benefit for full retirement for Class A members is 2% of the member's final average salary multiplied by years of service. Retirement benefits for Class A and AA employees vest after 5 years of credited service. Class A and AA employees who retire at age 60 with three years of service or with 35 years of service if under age 60 are entitled to an unreduced annual retirement benefit.

Act 120, signed into law on November 23, 2010, established Class A-3 and Class A-4 memberships. Effective January 1, 2011, all new members to the System must elect one of these

new membership classes. New members who elect Class A-3 will accrue benefits at 2% of their final average salary multiplied by years of service. Those members choosing Class A-4 will accrue benefits at 2.5% of their final average salary multiplied by years of service. Under Act 120, retirement benefits for Class A-3 and A-4 vest after 10 years of credited service. Class A-3 and A-4 members who retire at age 65 with three years of service or when the member's age (last birthday) plus his/her completed years of credit service total at least 92 (Rule of 92) are entitled to an unreduced annual retirement benefit.

Covered Class A, Class AA, Class A-3 and A-4 employees are required by statute to contribute to SERS at a rate of 5%, 6.25%, 6.25% and 9.3% respectively, of their gross pay. Employees' contributions are recorded in individually identified accounts, which are also credited with interest, calculated quarterly to yield 4% per annum, as mandated by statute. Accumulated employee contributions and credited interest vest immediately and are returned to the employee upon termination of service if the employee is not eligible for other benefits.

Participating agency contributions, including those for the Commission, are also mandated by statute and are based upon an actuarially determined percentage of gross pay that is necessary to provide SERS with assets sufficient to meet the benefits to be paid to SERS members. The Commission's retirement contribution, as a percentage of covered payroll, by class is as follows:

<u>Year Ended June 30</u> <u>(Commonwealth's Fiscal Year)</u>	<u>Class A</u>	<u>Class AA</u>	<u>Class A-3</u>	<u>Class A-4</u>
2012	5.59%	6.99%	4.83%	4.83%
2011	3.29%	4.11%	4.11%	4.11%
2010	2.52%	3.15%		
2009	2.64%	3.29%		
2008	2.63%	3.28%		
2007	2.59%	3.23%		

The Commission's required contributions and percentage contributed are as follows:

<u>Year Ended May 31</u>	<u>Commission Required</u> <u>Contribution</u> <u>(in millions)</u>	<u>Percent Contributed</u>
2011	\$5.3	100%
2010	\$4.0	100%
2009	\$3.8	100%
2008	\$3.7	100%
2007	\$3.3	100%

Based on Fiscal Year 2012 contribution percentages in the above table, the Commission has budgeted \$8.5 million for required contributions for Fiscal Year 2012.

A copy of the SERS's annual financial statements may be obtained by writing to: State Employees' Retirement System, 30 North Third Street, P.O. Box 1147, Harrisburg,

Pennsylvania, 17108-1147. Additional information about SERS, including its Comprehensive Annual Financial Reports and actuarial valuation reports are available at [www.sers.state.pa.us](http://www.sers.state.pa.us).

On July 6, 2010, Pennsylvania Act 2010-46 was enacted which reduced the employer contribution rates for Fiscal Year 2010-11, thus reducing the Commission's contribution rates for the 2010-11 Fiscal Year from 3.80% for Class A employees and 4.75% for Class AA employees to 3.29% for Class A employees and 4.11% for Class AA employees. This rate reduction was only for one year.

On November 23, 2010, Pennsylvania Act 120 of 2010 ("**Act 120**") was enacted. Under this legislation, effective January 1, 2011, benefit reductions are mandated for future SERS members; however benefits for current members are preserved. New employees are subject to a higher contribution rate, an increase in the vesting period from five to ten years, elimination of lump-sum withdrawals, and an increase to the normal retirement age to obtain full, unreduced pension benefits. Rather than the current full benefit provision of 35 years of credited service, new employees' age and combined years of service must equal 92, including a minimum of 35 years of credited service, before they may receive full benefits.

Act 120 also imposes limits referred to as "collars" on annual increases to employer contribution rates (i.e., the employer contribution rate for a particular year may not exceed the sum which results from adding the collar applicable for such year to the prior year's contribution rate). The collared percentage point increases are 3.0 for the fiscal year ending June 30, 2012, 3.5 for the fiscal year ending June 30, 2013 and 4.5 each year thereafter until no longer needed. These limitations are intended to reduce spikes in employer contributions.

For more information on SERS, including Act 120, see the SERS website at [http://www.portal.state.pa.us/portal/server.pt/community/pension\\_funding/19115](http://www.portal.state.pa.us/portal/server.pt/community/pension_funding/19115) and the disclosure beginning on page 55 of the Official Statement for the Commonwealth's General Obligation Bonds, First Series of 2011 and First Refunding Series of 2011, dated October 18, 2011, which may be found at <http://emma.msrb.org/ER512135-ER397089-ER798631.pdf>.

### **Other Post Employment Benefit Liabilities**

The Pennsylvania Turnpike Commission Retiree Medical Trust (the "**Trust**") was established by the Commission to provide funding of other post-employment benefits ("**OPEB**" or the "**Benefits**").

The Benefits funded by the Trust include certain post-employment medical, prescription drug, dental and vision benefits to management employees who have reached 20 years of service and are under age 60; benefit eligibility changes from 20 to 10 years for retirees 60 years of age or older. The Benefits also include certain post-employment medical and prescription drug benefits to union employees who have reached 20 years of service and are under age 60; benefit eligibility changes from 20 to 10 years for retirees 60 years of age or older. The same coverage is provided to spouses of eligible retirees until the death of the retiree. Surviving spouses are required to contribute the full cost of coverage except for surviving spouses of management employees who retired after March 1, 2001. Medicare Parts A & B premiums are paid by the retiree, as are Medicare Part D premiums if this benefit is elected and applicable. Actuarial

assumptions used for the actuarial valuation as of March 1, 2010 assumed that the average age at retirement is 61.7 and that all future eligible retirees will elect coverage under the health care benefits plans and considers likely participation by spouses of eligible employees. Benefit provisions and employee contributions are established and may be amended by the Commission.

The Commission established the Trust on May 30, 2008 as an irrevocable trust that is tax-exempt under the Internal Revenue Code. The Trust began making payments to benefit providers for retiree claims and related administrative fees in October 2008. Prior to that time, the Commission made such payments. The market value of assets on deposit in the Trust for the year ended May 31, 2011 was \$103.3 million. For the year ended May 31, 2011, claims and administration expenses totaled \$9.9 million.

Historically, the Commission has funded its post-employment benefit liabilities on a pay as you go basis. In accordance with the pronouncements of the GASB applicable to the Commission, the Commission began reporting its unfunded actuarial accrued liabilities for OPEB and its annual OPEB cost each year commencing with its audited financial statements for the Fiscal Year ending May 31, 2008. The Commission's unfunded actuarial accrued liability (the "UAAL") as of March 1, 2010 was \$196,962,000, using an 8% discount rate and assuming that the annual required contribution would be invested in an irrevocable separate trust account.

The Commission has adopted a Retiree Medical Trust Funding Policy, effective September 17, 2008, whereby the Commission anticipates approving an annual contribution to the Trust in the amount of the annual required contribution as determined by the Commission's actuary during the approval of its annual operating budget. The Commission's annual required contribution for Fiscal Year 2011-12, which includes the normal costs for the year, a component for the level dollar amortization of the total UAAL and a mid-year contribution interest component, is estimated to be \$28.8 million. The Commission has budgeted an annual contribution of \$28.8 million for the annual required contribution for Fiscal Year 2011-12. The annual required contribution for Fiscal Year 2010-11 was \$26.7 million. The Commission made an annual contribution of \$28.5 million for the annual required contribution for Fiscal Year 2010-11. The Commission is required, pursuant to GASB rules, to have biennial actuarial valuations of its OPEB obligations. The last biennial actuarial valuation was as of March 1, 2010. The March 1, 2010 valuation's actuarial methods and assumptions included an amortization period of "30 years (closed)."

The Trust's financial statements are not included in the financial statements of the Commission. For additional information regarding the Benefits and the Trust, including funding status and actuarial methods and assumptions, see Note 10 to the Financial Statements.

### **Commission Office of Inspector General**

In 2009, an Office of Inspector General (OIG) within the Commission was created to further maintain public confidence, integrity and efficiency at the Commission. The OIG has conducted numerous investigations of fraud, waste, abuse and misconduct that have resulted in the termination of Commission employees and a vendor contract. When appropriate, the OIG refers cases to law enforcement authorities for possible criminal prosecution. The Inspector General is an employee of the Commission.



## CAPITAL IMPROVEMENTS

### Act 61 Projects

In 1985, the General Assembly of the Commonwealth enacted Act 61 that, among other things, authorized and empowered the Commission to undertake the construction of new projects and to operate them as part of the System. Although Act 44 repeals Act 61, it further provides that all activities initiated under Act 61 shall continue and remain in full force and effect and may be completed under Act 44.

### System Maintenance and Inspection

The Commission's engineering and maintenance staff performs maintenance on and repairs to the System. In addition, the Commission also uses staff and consultants to perform periodic inspections of the System. Pursuant to Section 705 of the Senior Indenture, the Commission must arrange for the System to be inspected at least once every three years by engaging one or more consultants to conduct inspections and prepare a report. The report must state (a) whether the System has been maintained in good repair, working order and condition since the last inspection report and (b) any recommendations which such consultants may have as to revisions or additions to the Commission's annual capital budget. The most recent inspection report, the Pennsylvania Turnpike Condition Assessment Report dated January 26, 2012, was prepared by Michael Baker Jr., Inc. (the "*Condition Assessment Report*").

Based on reviews performed by others as well as their own observations, the Condition Assessment Report found that, "the overall condition of the System is good except for specific areas noted in the report."

The following summarizes certain information found in the Condition Assessment Report and in inspection data gathered in 2011.

#### *Roadway*

A top priority of the Commission is to reconstruct the System roadways from the ground up, completely removing all original pavement and sub base and replacing it with an entirely new roadway, including all facets of the highway such as barriers and guide rails, noise and retention walls and drainage systems. To date, the Commission has rebuilt approximately 85 miles of roadways and bridges and widened much of the roadway to six lanes. An October 2011 Pavement Condition Survey indicates the average rating for System roadways was 88.9 (100 maximum), which was consistent with recent years. International Roughness Index (IRI) measurements support these results. Further, no roadway segments exceeded established criteria for skid resistance and rutting. The average age of the base pavement is approximately 46 years.

#### *Bridges*

The percentage of structurally deficient bridges for 2011 was 8.1%, or 69 out of 852 bridges inspected, as compared to 8.3% in 2010. A structurally deficient bridge typically requires significant maintenance and repair to remain in service and eventual rehabilitation or

replacement to address deficiencies. Structural deficiency is an indication of a bridge's overall status in terms of structural soundness. The fact that a bridge is classified as structurally deficient does not imply that it is unsafe. The percentage of structurally deficient (SD) bridges is below the national average for similar systems. Of the 69 bridges identified as SD, 8 are currently being replaced or repaired and an additional 45 are scheduled for repair or replacement and are currently in the design phase. The Commission is closely monitoring all SD bridges to assure that they are maintained in a satisfactory condition.

### *Tunnels*

The ten System tunnels vary in age from 20 to 71 years, therefore the Commission is focusing on the maintenance and rehabilitation of the mechanical, electrical and structural elements of the tunnels. The Tunnel Management Committee, which is represented by all of the Commission's functional departments, has improved identification of concerns that need to be monitored.

### *Toll Facilities*

The overall condition of toll facilities that provide access to the System is fair to good.

## **Ten Year Capital Plan**

The Commission has a Ten Year Capital Plan for its facilities and equipment (exclusive of the Mon/Fayette and Southern Beltway projects), consisting of the Highway Program, Technology Program, Fleet Equipment and Facilities and Energy Management Operations, which it updates each year. The current Ten Year Capital Plan for Fiscal Year 2011-2012 (the "**Current Capital Plan**") is discussed below. See also Exhibit I attached to this Appendix A for budget allocations by program. The Current Capital Plan calls for investment of \$6.4 billion over the coming decade and will support approximately 19,200 jobs each year for the next 10 years.

The Ten Year Capital Plan for Fiscal Year 2011-2012 was originally adopted by the Commission in May 2011 (the "**May Plan**") and called for investment of \$4.7 billion over the coming decade. In June 2011, the Commission approved an amendment to the May Plan resulting in the Current Capital Plan which calls for capital spending approximately \$1.74 billion higher over the ten year period (through Fiscal Year 2021) than the May Plan. The enhancements reflected in the Current Capital Plan are for the purpose of increasing the amount of total highway reconstruction from approximately 7 miles to 13 miles each year. This increase is intended largely to reconstruct the highway at a rate that better matches the life span of the Commission roadway. The enhancements reflected in the Current Capital Plan will require the issuance of more debt during the ten-year period than previously contemplated. The Commission believes that the increased spending and increased debt may require the imposition of higher annual toll increases than previously contemplated during a portion of the ten-year period. The Traffic Study (as defined in the forepart of this Official Statement) prepared by CDM Smith (formerly Wilbur Smith Associates) contemplates increases of 3.0% to 5.5% in each year.

The Highway Program consists of roadway, bridge, tunnel and toll plaza/interchange projects. The Technology Program consists of toll collection, communication, and other electronic information management projects. The Fleet Program funds rolling stock that is required to maintain the system. The Facilities Program consists of buildings and large, heavy or high value equipment needs.

The highest priority highway project is the ongoing full depth roadway total reconstruction of the east/west Turnpike Mainline and Northeast Extension. This work includes the reconstruction of the roadway, the widening of the median, and the replacement of both mainline and overhead bridges. To date, approximately 87 miles of total reconstruction has been completed and approximately 21 miles are currently in construction. Total reconstruction projects from Milepost 31 to Milepost 38, from Milepost 199 to Milepost 202, from Milepost 215 to Milepost 220 and from the Mid-County Interchange (Milepost A-20) to Milepost A-26 are currently under construction. The Commission currently plans to spend approximately \$3.2 billion on total reconstruction projects and about \$1 billion on various bridge and tunnel projects over the next ten years. The Commission plans to reconstruct approximately 13 miles of roadway per year.

The Technology Program includes funding of \$190 million over the next ten years to address the Commission's technology needs including toll collection projects, communication, application development and technical operational needs. One of the primary initiatives of the Technology Program is a project to replace the Commission's core financial and administrative systems with an Enterprise Resource Planning (ERP) system software package. The Commission has implemented SAP to provide a set of integrated business processes supported by multi module application software with a centralized data repository.

The Fleet Program includes funding of \$123 million to purchase rolling stock to insure adequate maintenance of the roadway system.

The Facilities and Energy Management Program includes funding of \$379 million to repair and replace the aging facilities of the Commission. This commitment will ensure that major equipment and facilities are in good repair to support ongoing Turnpike operations.

### **Mon/Fayette Expressway and Southern Beltway**

Four projects constructed as part of the Mon/Fayette Expressway are in operation. One is a six mile toll road between Interstate Route 70 and U.S. Route 40 in Washington County. This project was built by PennDOT and turned over to the Commission upon its opening in 1990. The second is an eight mile section of toll road from the Pennsylvania/West Virginia border to Fairchance, which is located just south of Uniontown. The third project is a 17 mile section of the Mon/Fayette Expressway from Interstate Route 70 in Washington County to Pennsylvania Route 51 in Allegheny County. In 2008, approximately 8 miles of the Uniontown to Brownsville Mon/Fayette Project opened in Fayette County, north of Uniontown. These are now part of the System.

The remaining 7.7 miles of the Uniontown to Brownsville Project of the Mon/Fayette Expressway is now under construction and is scheduled to open in 2012. A 26 mile section of

the Mon/Fayette Expressway, extending from Pennsylvania Route 51 to Interstate Route 376 in Pittsburgh, received environmental clearance in December 2004. Final design through design field view has been completed. Additional design, right-of-way acquisition and construction cannot progress until additional funding is identified.

When eventually completed, the Mon/Fayette Expressway would extend from Interstate Route 68 in West Virginia to Interstate Route 376 near Pittsburgh, a distance of approximately 65 miles.

The proposed Southern Beltway is to be constructed from the Mon/Fayette Expressway, near Finleyville, extending as part of a beltway south of Pittsburgh to Pennsylvania Route 60 at the Pittsburgh International Airport. It is composed of three distinct projects. The project from PA 60 to U.S. 22 (also known as the Findlay Connector) opened to traffic in late 2006. The project from U.S. 22 to I-79 received environmental clearance for its 13.3 miles in September, 2008 and is in final design; right of way acquisition began in late 2008. The remaining Southern Beltway project, from I-79 to the Mon/Fayette Expressway, received environmental clearance in May 2009. Further advancement of the US 22 to I-79 section and the I-79 to Mon/Fayette Expressway section cannot proceed until additional funding is identified.

The proceeds of the Commission's Oil Franchise Tax Bonds, Series A and B of 1998 and Series A, B and C of 2003 and the Registration Fee Revenues Bonds, Series of 2001 were applied to fund construction of the Mon/Fayette and Southern Beltway projects. It is anticipated that the remaining costs to complete the Mon/Fayette Expressway and the Southern Beltway will be financed with Oil Franchise Tax Revenues and Registration Fee Revenues along with other funding sources. Although the open sections of the Mon/Fayette Expressway and the Southern Beltway are toll roads, Mainline System Revenues will not be pledged for the financing of their construction which will be funded by Oil Franchise Tax Revenues and Registration Fee Revenues.

The Commission has no legal obligation to complete the unfinished portions of the Mon/Fayette Expressway and Southern Beltway projects at this time. However, the Commission has considered other approaches to completing such projects, due in large part to an estimated cost of \$5.2 billion to complete them. On September 17, 2008, the Commission issued a Request for Concepts/Solutions to complete such projects. The Commission received and evaluated three responses and conducted oral interviews with all respondents in March 2009. After evaluating the three responses, the Commission determined not to move forward with a request for proposals.

### **I-95 Interchange**

I-95 was completed in 1969 without an interchange connecting it to the Turnpike. Interstate travelers must either by-pass the Philadelphia area entirely or exit the interstate system and navigate a complex system of local roadways to access I-95 again in New Jersey.

The Commission is currently in the first of three phases of its Pennsylvania Turnpike/I-95 Interchange Project (the "***Interchange Project***"). The main objectives of the Interchange Project are to improve the linkage between I-95 and the Turnpike to create continuity in the interstate

system, relieve congestion on local roads which are currently used by travelers to make the connection between I-95 and the Turnpike, create additional capacity on the Turnpike and I-95 to accommodate the transfer of traffic from the local roadway system, and improve travel times through the interchange area.

The first phase of the Interchange Project includes preparatory work and construction of a portion of the interchange between I-95 and the Turnpike Mainline, including northbound I-95 to the eastbound Turnpike Mainline and southbound I-95 to the westbound Turnpike Mainline, and is expected to be under construction by early 2013. The second phase will include the completion of the reconstruction and widening of the remaining interchange connectors. The third phase will be the construction of an additional bridge over the Delaware River.

Exhibit I



Pennsylvania Turnpike Commission  
Enhanced 2012 Ten-Year Capital Plan

ENHANCED FY 2012 TEN - YEAR CAPITAL PLAN SUMMARY												
Program	Category	FY 2012	FY 2013	FY 2014	FY 2015	FY 2016	FY 2017	FY 2018	FY 2019	FY 2020	FY 2021	TOTALS
	Roadway/Safety	89,540,000	96,298,750	93,200,944	61,030,072	56,899,928	59,990,035	63,859,814	50,954,784	62,350,908	68,144,868	702,270,103
	Bridge,Tunnels & Misc Structure	48,230,000	108,650,000	137,106,563	56,350,145	37,409,250	25,891,561	62,569,096	65,395,154	205,948,933	205,933,790	953,484,492
	<b>Total Reconstruction</b>	<b>237,500,000</b>	<b>212,380,000</b>	<b>277,238,925</b>	<b>374,075,820</b>	<b>389,584,059</b>	<b>345,735,484</b>	<b>343,945,640</b>	<b>433,720,001</b>	<b>288,907,903</b>	<b>272,988,340</b>	<b>3,176,076,171</b>
	Interchange	59,780,000	54,140,500	69,131,125	88,982,291	103,563,951	151,964,463	108,481,783	25,063,901	20,410,540	22,078,937	703,597,491
	Highway Miscellaneous	21,230,000	18,412,771	15,510,406	15,150,470	16,732,252	17,627,399	18,614,872	19,575,446	20,265,117	20,903,489	184,022,222
<b>Highway</b>	<b>Total Highway</b>	<b>456,280,000</b>	<b>489,882,021</b>	<b>592,187,963</b>	<b>595,588,797</b>	<b>604,189,439</b>	<b>601,208,942</b>	<b>597,471,205</b>	<b>594,709,287</b>	<b>597,883,401</b>	<b>590,049,423</b>	<b>5,719,450,479</b>
	Re-capitalization	1,785,000	5,473,500	0	1,061,208	1,147,523	1,185,174	466,286	218,145	541,532	1,362,897	13,241,266
	Sustainment	10,999,980	11,080,250	10,149,038	12,373,685	13,380,118	13,848,422	14,333,117	14,834,776	15,353,993	14,780,622	131,134,002
	Compliance	4,900,000	3,075,000	3,151,875	4,244,832	4,590,092	4,750,745	4,917,021	5,089,117	5,267,236	6,133,038	46,118,957
	New Energy Initiative	1,295,494	938,824	973,912	921,102	1,090,147	1,128,302	1,167,793	1,208,665	1,250,969	1,465,066	11,440,273
	Facilities Design	15,322,992	18,874,194	27,658,034	15,387,516	15,749,269	16,033,765	16,594,947	17,175,770	17,776,922	17,036,217	177,609,626
<b>FEMO</b>	<b>Total FEMO</b>	<b>34,303,466</b>	<b>39,441,768</b>	<b>41,932,858</b>	<b>33,988,343</b>	<b>35,957,149</b>	<b>36,946,409</b>	<b>37,479,164</b>	<b>38,526,474</b>	<b>40,190,653</b>	<b>40,777,840</b>	<b>379,544,124</b>
	Fleet Equipment	14,831,250	10,922,335	12,794,898	8,771,187	8,583,319	9,534,557	12,090,053	12,427,895	12,964,726	19,731,213	122,651,433
<b>Fleet Equipment</b>	<b>Total Fleet Equipment</b>	<b>14,831,250</b>	<b>10,922,335</b>	<b>12,794,898</b>	<b>8,771,187</b>	<b>8,583,319</b>	<b>9,534,557</b>	<b>12,090,053</b>	<b>12,427,895</b>	<b>12,964,726</b>	<b>19,731,213</b>	<b>122,651,433</b>
	Functional Business Software	3,675,000	13,145,625	13,553,063	21,818,436	11,136,711	11,698,710	12,415,479	13,295,318	9,085,982	13,015,670	122,839,994
	Infrastructure HW / SW	7,340,000	3,884,750	3,981,869	4,234,220	4,532,716	4,928,898	4,855,559	5,279,959	4,806,353	1,362,897	45,207,221
	Toll Collect / Operations	18,224,746	768,750	525,313	530,604	573,762	593,843	614,628	636,140	0	0	22,467,784
<b>Technology</b>	<b>Total Technology</b>	<b>29,239,746</b>	<b>17,799,125</b>	<b>18,060,244</b>	<b>26,583,260</b>	<b>16,243,188</b>	<b>17,221,451</b>	<b>17,885,665</b>	<b>19,211,417</b>	<b>13,892,335</b>	<b>14,378,567</b>	<b>190,514,999</b>
	<b>Total Enhanced Capital Plan</b>	<b>534,654,462</b>	<b>558,045,250</b>	<b>664,975,962</b>	<b>664,931,588</b>	<b>664,973,096</b>	<b>664,911,359</b>	<b>664,926,087</b>	<b>664,875,073</b>	<b>664,931,115</b>	<b>664,937,043</b>	<b>6,412,161,035</b>
	<b>Federally Reimbursed Funds</b>	<b>9,120,000</b>	<b>9,500,000</b>	<b>5,740,000</b>	<b>23,000,000</b>	<b>61,200,000</b>	<b>74,100,000</b>	<b>31,500,000</b>	<b>0</b>	<b>0</b>	<b>0</b>	<b>214,160,000</b>
<b>PTC Funds</b>		<b>525,534,462</b>	<b>548,545,250</b>	<b>659,235,962</b>	<b>641,931,588</b>	<b>603,773,096</b>	<b>590,811,359</b>	<b>633,426,087</b>	<b>664,875,073</b>	<b>664,931,115</b>	<b>664,937,043</b>	<b>6,198,001,035</b>

**APPENDIX B**

**AUDITED FINANCIAL STATEMENTS: 2011 AND 2010**

[ THIS PAGE INTENTIONALLY LEFT BLANK ]



BASIC FINANCIAL STATEMENTS

Pennsylvania Turnpike Commission  
A Component Unit of the Commonwealth of Pennsylvania  
Years Ended May 31, 2011 and 2010  
With Report of Independent Auditors

Zelenkofske Axelrod LLC

A Certified Public Accounting and Auditing Firm

## Table of Contents

Independent Auditors' Report	1
Management's Discussion and Analysis	4
Basic Financial Statements	
Balance Sheets	17
Statements of Revenues, Expenses, and Changes in Net Assets	19
Statements of Cash Flows	20
Notes to Financial Statements	23
Required Supplementary Information	
Schedule of Funding Progress – Postemployment Healthcare Benefits	72
Other Supplementary Information	
Section Information	74

# Zelenkofske Axelrod LLC

## INDEPENDENT AUDITORS' REPORT

The Commissioners  
Pennsylvania Turnpike Commission  
Middletown, Pennsylvania

We have audited the accompanying financial statements of the business-type activities of the Pennsylvania Turnpike Commission (the "Commission"), a component unit of the Commonwealth of Pennsylvania, as of and for the year ended May 31, 2011 (the "2011 financial statements"), which collectively comprise the Pennsylvania Turnpike Commission's basic financial statements as listed in the table of contents. These financial statements are the responsibility of the Pennsylvania Turnpike Commission's management. Our responsibility is to express an opinion on these financial statements based on our audit. The financial statements of the Pennsylvania Turnpike Commission as of May 31, 2010 (the "2010 financial statements"), were audited by other auditors whose report dated October 14, 2010. These financial statements included an explanatory paragraph that described the Commission's commitment to make payments under a Lease and Funding Agreement as required under the terms of Act 44 and its ability to make such payments as discussed in Note 8 to the financial statements. As discussed in Note 2, the Commission has adjusted its 2010 financial statements to retrospectively apply the change in accounting for the adoption of GASB 51 and GASB 53. The other auditors reported on the financial statements before the retrospective adjustments.

We conducted our audit in accordance with auditing standards generally accepted in the United States of America. Those standards require that we plan and perform the audit to obtain reasonable assurance about whether the financial statements are free of material misstatement. We were not engaged to perform an audit of the Commission's internal control over financial reporting. Our audit included consideration of internal control over financial reporting as a basis for designing audit procedures that are appropriate under the circumstances, but not for the purpose of expressing an opinion on the effectiveness of the Pennsylvania Turnpike Commission internal controls over financial reporting. Accordingly, we express no such opinion. An audit includes examining, on a test basis, evidence supporting the amounts and disclosures in the financial statements. An audit also includes assessing the accounting principles used and significant estimates made by management, as well as evaluating the overall financial statement presentation. We believe that our audit provides a reasonable basis for our opinion.

In our opinion, the financial statements referred to above present fairly, in all material respects, the financial position of the business-type activities of the Pennsylvania Turnpike Commission as of May 31, 2011 (the "2011 financial statements"), and the changes in financial position and

<b>Harrisburg</b>	<b>Lehigh Valley</b>	<b>Philadelphia</b>	<b>Pittsburgh</b>
830 Sir Thomas Court, Suite 100 Harrisburg, PA 17109 717.561.9200 Fax 717.561.9202	1101 West Hamilton Street Allentown, PA 17101-1043 610.871.5077 Fax 717.561.9202	2370 York Road, Suite A-5 Jamison, PA 18929 215.918.2277 Fax 215.918.2302	3800 McKnight E. Drive, Suite 3805 Pittsburgh, PA 15237 412.367.7102 Fax 412.367.7103

# Zelenkofske Axelrod LLC

The Commissioners  
Pennsylvania Turnpike Commission  
Middletown, Pennsylvania

cash flows for the year then ended in conformity with accounting principles generally accepted in the United States of America.

We also audited the adjustments to the 2010 financial statements to retrospectively apply the change in accounting as discussed in Note 2. In our opinion, such adjustments are appropriate and have been properly applied. We were not engaged to audit, review, or apply any procedures to the Commission's 2010 financial statements other than with respect to the adjustments and, accordingly, we do not express an opinion or any other form of assurance on the 2010 financial statements as a whole.

As discussed in Note 2 to the financial statements, in 2011 the Pennsylvania Turnpike Commission adopted the provisions of Governmental Accounting Standards Board's Statement No. 51, *Accounting and Financial Reporting for Intangible Assets* and Statement No. 53, *Accounting and Financial Reporting for Derivative Instruments*.

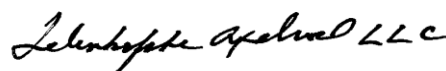
As more fully explained in Note 8, the Commission has committed to making significant payments under a Lease and Funding Agreement as required under the terms of Act 44. The Commission's ability to make such payments is dependent on its continuing capability to issue bonds to fund such payments and ultimately to raise tolls sufficient to repay its bonded debt.

Accounting principles generally accepted in the United States of America require that management's discussion and analysis and the schedule of funding progress - postemployment healthcare benefits on pages 4 through 16 and page 72 be presented to supplement the basic financial statements. Such information, although not a part of the basic financial statements, is required by the Governmental Accounting Standards Board, who considers it to be an essential part of financial reporting for placing the basic financial statements in an appropriate operational, economic, or historical context. We have applied certain limited procedures to the required supplementary information in accordance with auditing standards generally accepted in the United States of America, which consisted of inquires of management about the methods of preparing the information and comparing the information for consistency with management's responses to our inquiries, the basic financial statements, and other knowledge we obtained during our audit of the basic financial statements. We do not express an opinion or provide any assurance on the information because the limited procedures do not provide us with sufficient evidence to express an opinion or provide any assurance.

# Zelenkofske Axelrod LLC

The Commissioners  
Pennsylvania Turnpike Commission  
Middletown, Pennsylvania

Our audit was conducted for the purpose of forming an opinion on the 2011 financial statements that collectively comprise the Pennsylvania Turnpike Commission's 2011 financial statements as a whole. The section information on pages 74 through 86 is presented for the purpose of additional analysis and is not a required part of the financial statements. The section information on pages 74 through 86 as of and for the year ended May 31, 2010 was derived from basic financial statements reported on by other auditors. We audited the adjustments made to the financial statements and related section information to retrospectively apply the changes in accounting for the adoption of GASB 51 and GASB 53. The other auditors reported on the basic financial statements before the retrospective adjustments. The section information is the responsibility of management and was derived from and relate directly to the underlying accounting and other records used to prepare the financial statements. The information as of and for the year ended May 31, 2011 has been subjected to the auditing procedures applied in the audit of the financial statements and certain additional procedures, including comparing and reconciling such information directly to the underlying accounting and other records used to prepare the financial statements or to the financial statements themselves, and other additional procedures in accordance with auditing standards generally accepted in the United States of America. In our opinion, the information as of and for the year ended May 31, 2011 is fairly stated in all material respects in relation to the financial statements as a whole.



ZELENKOFKSKE AXELROD LLC

Harrisburg, Pennsylvania  
October 5, 2011

Pennsylvania Turnpike Commission  
A Component Unit of the Commonwealth of Pennsylvania

Management's Discussion and Analysis

May 31, 2011

The management of the Pennsylvania Turnpike Commission (hereinafter referred to as the Commission) offers this narrative overview and analysis of the Commission's financial activities for the year ended May 31, 2011, which should be read in conjunction with the Commission's basic financial statements. Certain amounts presented in the prior period have been reclassified to conform to the current period financial statements presentation.

**Overview of the Basic Financial Statements**

This discussion and analysis is intended to serve as an introduction to the Commission's basic financial statements. While the Commission is considered a component unit of the Commonwealth of Pennsylvania, it is also an enterprise fund. Therefore, the Commission's financial statements are presented in a manner similar to a private-sector business and have been prepared according to accounting principles generally accepted in the United States (GAAP). All of the current year's revenues are recorded when earned and expenses are recorded as they are incurred, regardless of when the cash is received or disbursed.

The balance sheet presents information on all of the Commission's assets and liabilities, with the difference being reported as net assets. Over time, increases or decreases in net assets serve as a relative indicator of the change in financial position of the Commission.

The statement of revenues, expenses, and changes in net assets shows the result of the Commission's total operations during the fiscal year and reflects both operating and nonoperating activities. Changes in net assets (increases or decreases) reflect the current fiscal period's operating impact upon the overall financial position of the Commission.

The statement of cash flows provides a detailed analysis of all sources and uses of cash. The direct method of cash flows is presented, ending with a reconciliation of operating income to net cash provided by operating activities. The statement of cash flows is divided into the following activities sections—operating, investing, capital and related financing, and noncapital financing.

Notes to the basic financial statements contain supplemental information and offer explanations to the basic financial statements. The notes are intended to assist the reader in understanding the Commission's basic financial statements.

Pennsylvania Turnpike Commission  
A Component Unit of the Commonwealth of Pennsylvania

Management's Discussion and Analysis (continued)

**Financial Analysis**

**Comparative Condensed Balance Sheets**

		May 31		
	2011	2010	2009	
				<i>(Restated)<sup>1</sup></i>
				<i>(In Thousands)</i>
<b>Assets and deferred outflow of resources</b>				
Current assets	\$ 914,591	\$ 834,547	\$ 745,690	
Long-term investments	1,182,695	648,620	336,964	
Capital assets, net of accumulated depreciation	4,564,858	4,390,675	4,066,209	
Other assets	76,742	66,874	50,512	
Total assets	6,738,886	5,940,716	5,199,375	
Deferred outflow of resources	67,155	99,619	182,827	
Total assets and deferred outflow of resources	\$ 6,806,041	\$ 6,040,335	\$ 5,382,202	
<b>Liabilities, deferred inflow of resources, and net assets</b>				
Current liabilities	\$ 647,535	\$ 488,003	\$ 955,938	
Debt, net of unamortized premium and unamortized refunding losses	7,330,665	6,213,682	4,047,102	
Other noncurrent liabilities	178,315	169,036	211,150	
Total liabilities	8,156,515	6,870,721	5,214,190	
Deferred inflow of resources	17,664	14,385	11,529	
Net assets:				
Invested in capital assets, net of related debt	1,086,340	1,186,992	1,254,426	
Restricted for construction purposes	268,626	280,779	270,178	
Restricted for debt service	39,433	59,706	44,958	
Unrestricted (deficit)	(2,762,537)	(2,372,248)	(1,413,079)	
Total net assets (deficit)	(1,368,138)	(844,771)	156,483	
Total liabilities, deferred inflow of resources & net assets	\$ 6,806,041	\$ 6,040,335	\$ 5,382,202	

Pennsylvania Turnpike Commission  
A Component Unit of the Commonwealth of Pennsylvania

Management's Discussion and Analysis (continued)

**Financial Analysis (continued)**

The Commission's total net (deficit) assets were \$(1,368.1) million, \$(844.8) million and \$156.5 million, as of May 31, 2011, 2010, and 2009, respectively. The large decreases in net assets in the fiscal years 2011 and 2010 were the result of \$450 million and \$900 million paid to the Pennsylvania Department of Transportation (PennDOT) as required by Act 44 and the Lease and Funding Agreement (Funding Agreement) between the Commission and PennDOT. These payments were recorded as nonoperating expenses. Please refer to Note 8 (Commitments and Contingencies) of the financial statements and to the Events That Will Impact Financial Position section of this MD&A for additional information regarding Act 44 and the Funding Agreement between the Commission and PennDOT. Restricted net assets are restricted for construction projects and debt service as defined in Trust Indentures and applicable bond issue official statements.

Total assets and deferred outflow of resources increased by \$765.7 million and \$658.1 million in fiscal 2011 and fiscal 2010, respectively. The 2011 increase is mostly related to increases in capital assets and investments of \$174.2 million and \$629.4 million, respectively. The increase in capital assets is related to capital asset additions of \$456.9 million offset by \$281.6 million of depreciation expense. See Note 5, Capital Assets, and the Capital Assets and Debt Administration section of this MD&A for additional information regarding the Commission's capital assets. The investment increase is primarily related to the proceeds of the Mainline 2010 Series B Build America Bonds, the 2011 Series A Senior Bonds, the 2011 Series A Subordinate Bonds, and the 2011 A Motor License Fund-Enhanced Subordinate Bonds.

The 2010 increase is also predominately related to increases in capital assets and investments. Capital assets increased by \$324.5 million and are mostly the result of several total reconstruction and bridge projects. Investments increased by \$371.9 million and are primarily related to the proceeds of new bond issues which include Mainline 2009 Series A Build America Bonds and the Oil Franchise Tax Series 2009 B Bonds, and 2009 Series E Build America Bonds.

Total liabilities and deferred inflow of resources increased by \$1,289.1 million in fiscal 2011 and by \$1,659.4 million in fiscal 2010. The fiscal 2011 increase is due largely to the issuance of new bonds which include the 2010 Series B Senior Build America Bonds, 2010 Series B Motor License Fund-Enhanced Special Revenue Bonds, 2010 Series C Subordinate Bonds, 2011 Series A Subordinate Bonds, 2011 Series A Motor License Fund-Enhanced Special Revenue Bonds, 2011 Series A Senior Bonds, and the 2011 Series B Senior Bonds. The fiscal 2010 increase is due mainly to the issuance of new bonds. The new issuances include: Series 2009 A Build America Bonds, 2009 Series B, C, D and E Subordinate Bonds, 2009 Series B and C Senior Bonds and 2010 Series A-1 and A-2 Bond Anticipation Notes.



Pennsylvania Turnpike Commission  
A Component Unit of the Commonwealth of Pennsylvania

Management's Discussion and Analysis (continued)

**Financial Analysis (continued)**

**Comparative Statements of Revenues and Expenses**

	Year Ended May 31		
	2011	2010	2009
	(Restated) <sup>1</sup>		
	(In Thousands)		
Operating:			
Operating revenues	\$ 758,648	\$ 710,101	\$ 633,547
Cost of services	(359,870)	(378,426)	(393,364)
Depreciation	(281,587)	(260,316)	(241,701)
Operating income (loss)	<u>117,191</u>	<u>71,359</u>	<u>(1,518)</u>
Nonoperating revenues (expenses):			
Investment earnings	24,566	18,030	53,416
Other nonoperating revenues (expenses)	19,709	7,174	660
Act 44 payments to PennDOT	(450,000)	(900,000)	(850,000)
Capital assets transferred to PennDOT	-	(64,058)	-
Interest and bond expense	(333,275)	(263,931)	(191,553)
Nonoperating expenses, net	<u>(739,000)</u>	<u>(1,202,785)</u>	<u>(987,477)</u>
Loss before capital contributions	<u>(621,809)</u>	<u>(1,131,426)</u>	<u>(988,995)</u>
Capital contributions	98,442	130,172	97,149
Decrease in net assets	<u>\$ (523,367)</u>	<u>\$ (1,001,254)</u>	<u>\$ (891,846)</u>

<sup>1</sup> Certain 2010 and 2009 amounts were restated as discussed in Note 2.

For fiscal years ended May 31, 2011, 2010, and 2009, operating and nonoperating revenues totaled \$802.9 million, \$735.3 million, and \$687.6 million, respectively, while expenses totaled \$1,424.7 million, \$1,866.7 million, and \$1,676.6 million, respectively.

Total revenues for fiscal 2011 were \$67.6 million or 9.2% higher than 2010. The increase in total revenue was primarily the result of an increase in operating revenues caused by a 3% toll increase for E-ZPass customers and a 10% increase for cash customers implemented in January 2011 as well as volume growth of 1.3% from the prior year. In addition, a reduction was made to the post-paid, commercial-volume-discount program, which also went into effect in January 2011. Additionally, other nonoperating revenues were \$12.5 million higher in fiscal year 2011 than in fiscal year 2010. The increase was primarily related to a \$10.7 million increase in the Build America Bond interest subsidy.

Pennsylvania Turnpike Commission  
A Component Unit of the Commonwealth of Pennsylvania

Management's Discussion and Analysis (continued)

**Financial Analysis (continued)**

Total revenues for fiscal 2010 were \$47.7 million or 6.9% higher than 2009. The increase in total revenues was the result of an increase in operating revenues caused by a 3% toll increase implemented in January 2010 and the full-year effects of a 25% toll increase implemented in January 2009. In addition, other nonoperating revenues increased by \$6.5 million which was the result of an \$8.5 million interest subsidy received from the Federal Government for the Build America Bonds. These increases were offset by a \$35.4 million reduction in investment earnings.

Total expenses for fiscal 2011 were \$442.0 million lower than fiscal 2010 as a result of a \$450 million reduction in Act 44 payments to PennDOT.

Total expenses for fiscal 2010 were \$190.1 million higher than 2009 primarily due to increases in Act 44 payments, interest and bond expenses, and depreciation expense. The Commission paid an additional \$50.0 million to PennDOT in fiscal 2010 as required by Act 44. In addition, interest and bond expenses increased by \$72.4 million, which was mainly the result of fiscal 2010 and 2009 bond issuances. An increase in depreciation expense of \$18.6 million resulted from the completion of several total reconstruction and bridge projects.

***Capital Assets and Debt Administration***

*Capital Assets*

Capital assets consist of land and intangible assets (right-of-way easements), buildings, improvements, equipment, infrastructure, and assets under construction. Infrastructure assets are typically items that are immovable such as highways, bridges, and tunnels. The Commission's investment in capital assets at May 31, 2011 amounted to \$8.8 billion of gross asset value with accumulated depreciation of \$4.2 billion, leaving a net book value of \$4.6 billion. The net book value of capital assets at May 31, 2010 was \$4.4 billion. Capital assets represented 67.1% and 72.7% of the Commission's total assets and deferred outflow of resources at May 31, 2011 and 2010, respectively.

Assets under construction at the end of fiscal 2011 were \$1.2 billion, which was \$48.9 million less than fiscal year 2010.

In fiscal 2011, \$464.9 million of constructed capital assets were completed which was \$13.8 million less than the \$478.7 million of constructed capital assets completed in fiscal year 2010. In addition to constructed capital assets, the Commission had capital asset additions of approximately \$41.0 million and \$92.9 million in fiscal years 2011 and 2010, respectively.

Pennsylvania Turnpike Commission  
A Component Unit of the Commonwealth of Pennsylvania

Management's Discussion and Analysis (continued)

**Financial Analysis (continued)**

*Capital Assets and Debt Administration (continued)*

The Commission had \$356.2 million of expenditures for the existing mainline system and \$116.0 million to the Mon/Fayette Expressway and Southern Beltway roadway expansion (Act 61) projects during fiscal year 2011.

Roadway reconstruction totaling 75 miles has been completed. An additional 25 miles of roadway reconstruction has been initiated, and another 80 miles of reconstruction is currently in design. Construction of the new twin Allegheny River Bridges was completed and opened to traffic in September 2010. The previous Allegheny River Bridge was demolished in July 2010. The Commission constructed six new bridges, completely replaced ten aging original bridges with new bridges, rehabilitated another nine bridges, and constructed 11 new retaining walls during fiscal year 2011. The Commission also completed 49 miles of roadway resurfacing, helping to maintain a quality-riding surface with a system wide median IRI (International Roughness Index) of 84. Eight miles of concrete median barrier was replaced and three new emergency access roads were constructed.

Facility projects continue to focus on environmental and safety compliance, and on the maintenance and repair of existing buildings including HVAC, electrical and plumbing systems. Equipment purchases and regular maintenance of existing equipment is ongoing to ensure the Turnpike fleet of dump trucks, plows, and other equipment is of sufficient number and functioning properly so that maintenance staff will be adequately equipped to maintain the roadway.

Phase 2 of the Uniontown to Brownsville project, a 7 mile section, will complete the Mon/Fayette Expressway from the West Virginia Line in Fayette County to PA 51 in Washington County, a distance of 54 miles. This segment is currently under construction and as of July 1, 2011, 91% of the construction has been completed. The Pennsylvania Turnpike Commission anticipates completion of phase 2 in May 2012.

The preliminary design for the Mon/Fayette Expressway project, extending from PA Route 51 to Interstate Route 376 in Pittsburgh, has been completed. Additional funding is required to construct this section.

The Southern Beltway is a series of three independent projects that are planned to be constructed from the Mon/Fayette Expressway, near Finleyville, extending as part of a beltway south of Pittsburgh to Pennsylvania Route 60 at the Pittsburgh International Airport. One project constructed as part of the Southern Beltway is in operation. The S.R. 60 to U.S. 22, Findlay Connector, is a six-mile section of toll road in Allegheny County.

Pennsylvania Turnpike Commission  
A Component Unit of the Commonwealth of Pennsylvania

Management's Discussion and Analysis (continued)

**Financial Analysis (continued)**

*Capital Assets and Debt Administration (continued)*

The other two sections are in the design phase. I-79 to Mon/Fayette Expressway has completed the environmental phase and is inactive until additional financial resources are found.

The section from US 22 to I-79 is in final design and acquisition of right-of-way is underway. Currently, the PTC has acquired about 100 total properties and 60 partial properties. Additional funding is needed to complete the design and construction of the US 22 to I-79 project.

The PA Turnpike (I-276) and I-95 presently cross in Bucks County and no direct connection exists. This project involves the construction of an interchange where the ramps carrying the I-95 designation would be higher speed ramps. The project also includes tolling modifications and reconstruction and widening of the interstates.

A Federal Environmental Impact Statement Record of Decision was issued for the I-95 Turnpike interchange project in late 2004 and preliminary design for the project has been completed. Final design has been initiated for the proposed Stage 1 construction which would include the tolling modifications (such as a new mainline toll plaza near Milepost 352, open road tolling – westbound at the Delaware River Bridge and elimination of tolls at Delaware Valley Interchange) and the I-95 ramps which will bring the I-95 designation on the PA and NJ Turnpikes. There are also several early action overhead bridge replacements required prior to mainline construction. Two of the early action bridges were bid in July 2010 and will be paid for by 100% Turnpike funds. Additional funding is needed for the construction of the remainder of the project. A draft Financial Plan is being developed to utilize federal funds and PTC funds for the Stage 1 construction.

The above paragraphs describe the changes in capital assets occurring during the fiscal years ended May 31, 2011 and 2010. Please refer to the capital assets section in the notes to the financial statements (Note 5) for more detailed capital asset schedules.

*Debt Administration*

In May 2011, the Commission issued \$298,330,000 2011 Series C Multi-Modal Revenue Bonds consisting of Sub-Series C-1 and C-2 at a variable rate with a maturity date of December 1, 2038. The 2011 Series C Bonds were issued primarily to refund the 2008 Sub-Series B-2, B-3, B-4, B-5 and B-6 Bonds.

Pennsylvania Turnpike Commission  
A Component Unit of the Commonwealth of Pennsylvania

Management's Discussion and Analysis (continued)

**Financial Analysis (continued)**

*Capital Assets and Debt Administration (continued)*

In April 2011, the Commission issued \$92,035,000 2011 Series B Senior Turnpike Revenue Bonds at a variable rate with a maturity date of June 1, 2015. The 2011 Series B Bonds were issued primarily together with certain other available funds of the Commission to current refund the 2001 Series S Bonds.

In April 2011, the Commission issued \$68,660,000 2011 Series A Senior Revenue Bonds at a fixed rate with a maturity date of December 1, 2023. The 2011 Series A Bonds were issued primarily to partially advance refund the 2001 Series R Bonds.

In April 2011, the Commission issued \$135,655,000 2011 Series A Subordinate Revenue Bonds at a fixed rate with a maturity of December 1, 2041. The 2011 Series A bonds were issued primarily to provide funds to finance the costs of making payments to PennDOT in accordance with Act 44.

In April 2011, the Commission issued \$102,620,000 2011 Series A Motor License Fund-Enhanced Subordinate Special Revenue Bonds at fixed rate with a maturity of December 1, 2041. The 2011 Series A Bonds were issued primarily to provide funds to finance the costs of making payment to PennDOT in accordance with Act 44.

In October 2010, the Commission issued \$138,915,497 2010 Series C Subordinate Revenue Bonds consisting of Sub-Series C-1, C-2 and C-3. The 2010 Sub-Series C-1 Bonds were issued at a fixed rate with a maturity date of December 1, 2040. The 2010 Sub-Series C-2 Bonds were issued as convertible capital appreciation bonds with a maturity date of December 1, 2035. The 2010 Sub-Series C-3 Bonds were issued as capital appreciation bonds with a maturity date of December 1, 2025. The 2010 Series C Bonds were issued primarily to provide funds to finance the cost of making payments to PennDOT in accordance with Act 44.

In October 2010, the Commission issued \$105,299,433 2010 Series B Subordinate Motor License Fund-Enhanced Special Revenue Bonds consisting of Sub-Series B-1, B-2 and B-3. The 2010 Sub-Series B-1 was issued at a fixed rate with a maturity date of December 1, 2040. The 2010 Sub-Series B-2 was issued as convertible capital appreciation bonds with a maturity date of December 1, 2035. The 2010 Sub-Series B-3 was issued as capital appreciation bonds with a maturity date of December 1, 2025. The 2010 Series B bonds were issued to provide funds to finance the cost of making payments to PennDOT in accordance with Act 44.

Pennsylvania Turnpike Commission  
A Component Unit of the Commonwealth of Pennsylvania

Management's Discussion and Analysis (continued)

**Financial Analysis (continued)**

*Capital Assets and Debt Administration (continued)*

In September 2010, the Commission issued \$600,000,000 2010 Series B Senior Build America Bonds Federally taxable at a fixed rate with a maturity date of December 1, 2049. The 2010 Series B Senior Build America Bonds were issued primarily to finance the cost of various capital expenditures set forth in the Commission's current Ten Year Capital Plan.

In July 2010, the Commission issued \$209,230,000 2010 Series A Multi-Modal Revenue Refunding Bonds at a variable rate with a maturity date of December 1, 2035. The 2010 Series A Multi-Modal Revenue Bonds were issued primarily to refund the 2008 A-1, A-2 and A-3 bonds.

In July 2010, the Commission issued \$273,526,108 2010 Series B Subordinate Revenue Bonds consisting of Sub-Series B-1 and B-2. The 2010 Sub-Series B-1 was issued as current interest fixed rate bonds with a maturity date of December 1, 2037. The 2010 Sub-Series B-2 was issued as convertible capital appreciation bonds with a maturity date of December 1, 2034. The proceeds of the 2010 Series B Revenue Bonds were used primarily to finance the costs of refunding a portion of the 2010 Series A-1 Subordinate Revenue Bond Anticipation Notes, all of the 2010 Series A-2 Subordinate Revenue Bond Anticipation Notes, and to make payments to PennDOT in accordance with Act 44.

In July 2010, the Commission issued \$187,816,151 2010 Series A Motor License Fund-Enhanced (MLF) Subordinate Special Revenue Bonds consisting of Sub-Series A-1, A-2 and A-3. The 2010 Sub-Series A-1 Bonds were issued as current interest fixed rate bonds with a maturity date of December 1, 2038. The 2010 Sub-Series A-2 bonds were issued as convertible capital appreciation bonds with a maturity date of December 1, 2034. The 2010 Sub-Series A-3 bonds were issued as capital appreciation bonds with a maturity date of December 1, 2029. The proceeds of the 2010 Series A (MLF) Special Revenue Bonds were used primarily to finance the costs of refunding a portion of the Subordinate Revenue Bond Anticipation Notes, 2010 Sub-Series A-1 bonds and to make payments to PennDOT in accordance with Act 44.

In April 2010, the Commission issued \$225,095,000 Series A-1 Turnpike Bond Anticipation Notes. The 2010 Series A-1 Bond Anticipation Notes were issued primarily to make payments to PennDOT in accordance with Act 44. This bond series has a final maturity of July 15, 2011.

In May 2010, the Commission issued \$79,900,000 Series A-2 Turnpike Bond Anticipation Notes. The 2010 Series A-2 Bond Anticipation Notes were issued primarily to refund the 2008 Series C-4 Bond Anticipation Notes. This bond series has a final maturity of July 15, 2011. Additionally, the 2010 Series A-2 Bond Anticipation Notes are federally taxable.

Pennsylvania Turnpike Commission  
A Component Unit of the Commonwealth of Pennsylvania

Management's Discussion and Analysis (continued)

**Financial Analysis (continued)**

*Capital Assets and Debt Administration (continued)*

In December 2009, the Commission issued \$208,280,000 Series C Turnpike Senior Revenue Refunding Bonds. The bonds were issued at a variable rate and were used to refund the 1998 Series Q Bonds and to partially refund the 2002 Series A Bonds.

In December 2009, the Commission also issued \$375,010,000 Series B Turnpike Senior Revenue Refunding Bonds. The bonds were issued at a fixed rate and were used to refund Series the 2001 Series U Bonds, the 2002 Series B Bonds and to partially refund the 2002 Series A Bonds.

In October 2009, the Commission issued \$324,745,000 Series D Turnpike Subordinate Revenue Bonds and \$200,004,558 Series E Turnpike Subordinate Revenue, Capital Appreciation Bonds (CABs). The 2010 Series D and 2010 Series E bonds are at a fixed rate. The 2010 Series E CABs interest will compound until the conversion date of December 1, 2017. The 2010 Series D and 2010 Series E bonds were issued primarily to make payments to PennDOT in accordance with Act 44.

In October 2009, the Commission issued \$21,550,000 Oil Franchise Tax Senior Revenue Bonds, Series A of 2009, consisting of Sub-Series A-1 of 2009 (Refunding) and Sub-Series A-2 of 2009; \$127,170,000 Pennsylvania Turnpike Commission Oil Franchise Tax Senior Revenue Bonds, Series B of 2009 (Federally Taxable—Issuer Subsidy—Build America Bonds); \$15,461,246 Pennsylvania Turnpike Commission Oil Franchise Tax Senior Revenue Capital Appreciation Bonds, Series C of 2009; \$31,560,000 Pennsylvania Turnpike Commission Oil Franchise Tax Subordinated Revenue Bonds, Series D of 2009, consisting of Sub-Series D-1 of 2009 (Refunding) and Sub-Series D-2 of 2009; and \$102,505,000 Pennsylvania Turnpike Commission Oil Franchise Tax Subordinated Revenue Bonds, Series E of 2009 (Federally Taxable—Issuer Subsidy—Build America Bonds). The Commission has designated the 2009 B and E bonds as “Build America Bonds” for purposes of the American Recovery and Reinvestment Act of 2009 and has elected to receive a cash subsidy from the United States Treasury equal to 35% of the interest payable on the 2009 B and E bonds. All of the Oil Franchise 2009 bonds are at a fixed rate. The A and D bonds were issued primarily to refund the Oil Franchise Tax Series 1998 A&B. The B, C, and E bonds were issued primarily to provide funds to finance the cost of constructing the Mon/Fayette Expressway and the Southern Beltway.

In July 2009, the Commission issued \$856,735,000 Turnpike Subordinate Revenue Bonds, Series B and \$99,998,204 Capital Appreciation Bonds Series C of 2009. The Series B and C Bonds were issued at a fixed rate. The Series B and C Bonds were issued to make payments to PennDOT in accordance with Act 44 and to refund 2007 Series A and B Bond Anticipation Notes.

Pennsylvania Turnpike Commission  
A Component Unit of the Commonwealth of Pennsylvania

Management's Discussion and Analysis (continued)

**Financial Analysis (continued)**

*Capital Assets and Debt Administration (continued)*

In July 2009, the Commission issued \$275,000,000 Turnpike Revenue Bonds Series A of 2009, (Federally Taxable—Issuer Subsidy—Build America Bonds). The Commission has designated the 2009 A bonds as “Build America Bonds” for purposes of the American Recovery and Reinvestment Act of 2009 and has elected to receive a cash subsidy from the United States Treasury equal to 35% of the interest payable on the 2009 Series A bonds. The 2009 Series A bonds were issued at a fixed rate and were issued primarily to finance the cost of the capital projects set forth in the Commission's Ten Year Capital Plan.

The above paragraphs describe debt activity occurring during the fiscal years ended May 31, 2011 and 2010. Please refer to the debt and commitments and contingencies sections in the notes to the financial statements (Notes 6 and 8) for more detailed schedules and descriptions of long-term debt and swap activity.

**Events That Will Impact Financial Position**

On July 18, 2007, Pennsylvania Governor Rendell signed Act 44 into law, creating a “public-public partnership” between the Commission and PennDOT to provide funding for roads, bridges and transit throughout the Commonwealth. Under Act 44, a Lease and Funding Agreement (the “Funding Agreement”) was entered into by the Commission and PennDOT. Many of the terms of Act 44 are incorporated in the Funding Agreement. The term of the Funding Agreement is fifty years.

The Funding Agreement requires the Commission to make scheduled annual payments to PennDOT, payable in equal quarterly installments, to be used to provide funding for roads, bridges and transit. The Commission's obligation to pay the annual debt service on any Special Revenue Bonds (as defined in Act 44) on a timely basis is also part of its payment obligation under the Funding Agreement. The Funding Agreement also granted the Commission the option to lease the portion of I-80 located in the Commonwealth from PennDOT, assuming approval by the Federal Highway Administration (“FHWA”) of the conversion of I-80 into a toll road (the “Conversion”). The Funding Agreement granted the unilateral option to the Commission to effectuate the Conversion at any time before the third anniversary of the Funding Agreement, which was October 14, 2010 (the “Conversion Period”), subject to extension as provided in the Funding Agreement.



Pennsylvania Turnpike Commission  
A Component Unit of the Commonwealth of Pennsylvania

Management's Discussion and Analysis (continued)

**Events That Will Impact Financial Position (continued)**

On April 6, 2010, the FHWA denied the Commission's application to toll I-80. The Commission has not appealed the FHWA's decision and does not currently expect to do so. In addition, the Commission did not extend the Conversion Period during the notice period provided under the Funding Agreement or give notice of Conversion. Therefore, the Conversion Period lapsed on October 14, 2010 without the Commission effectuating Conversion. Although the Commission could appeal the FHWA's decision, the Commission does not currently have statutory authority to revive the Conversion Period or effect Conversion. Under existing law, all legal, financial and operational responsibility for I-80 remains with PennDOT.

Act 44 provides that under certain circumstances, payments to PennDOT drop to \$450 million annually for the remaining term of the Funding Agreement. It has been the Commission's position that the reduced annual payment under the Funding Agreement of \$450 million was effective beginning with Fiscal Year 2010-2011. The Commission made quarterly payments in the amount of \$112.5 million each on July 29, 2010, October 28, 2010, January 31, 2011 and April 28, 2011. In addition, the Commission's obligation under Act 44 to make annual surplus payments of the General Reserve Fund Surplus (as defined in Act 44) at the end of each Fiscal Year has terminated.

PennDOT disputed that the reduced annual payment under the Funding Agreement of \$450 million was effective beginning with Fiscal Year 2010-2011. PennDOT claimed it was not aware of a basis for a reduction in the Commission's annual payment obligation until the beginning of Fiscal Year 2011-2012 and that the Commission owed PennDOT the additional amount of \$472,500,000 for Fiscal Year 2010-2011. The Commission was also advised during the prior administration that the Office of the Budget of the Commonwealth might assert that the reduced annual payment obligation was not effective until Fiscal Year 2011-2012 and that the higher amount, a maximum of \$922,500,000, was payable for Fiscal Year 2010-2011.

By Settlement Agreement and Mutual Release Regarding Lease Payments dated September 30, 2011 (the "Agreement"), PennDOT and the Office of the Budget, each acting individually and on behalf of the Commonwealth, among other things (1) agreed that the amounts previously paid by the Commission for Fiscal Year 2010-2011 on account of its Funding Agreement obligation constituted full payment of that obligation; (2) agreed that the Commission's payment obligation under the Funding Agreement for Fiscal Year 2010-2011 had been fully discharged; and (3) released the Commission of any further payment obligation under the Funding Agreement with respect to Fiscal Year 2010-2011.

Pennsylvania Turnpike Commission  
A Component Unit of the Commonwealth of Pennsylvania

Management's Discussion and Analysis (continued)

**Events That Will Impact Financial Position (continued)**

The Commission confirmed its continuing obligation to make the annual payments called for under the Funding Agreement in the amount of \$450 million per year, as described above, for the remaining term of the Funding Agreement. The parties further agreed that the Funding Agreement remained in full force and effect, except as the Agreement specifically provided to the contrary.

The Commission is required by the terms of the Funding Agreement and Act 44 to fix and adjust tolls at levels that will generate revenues (together with other available moneys) sufficient to pay, among other things, amounts to PennDOT pursuant to the Funding Agreement when due and other obligations of the Commission, and the Commission has covenanted in the Subordinate Indenture to set tolls at a level sufficient to meet its coverage obligations taking into account any additional debt incurred in order to make such payments.

The Commission continued to meet its funding commitments in full and on time during fiscal 2011, the fourth year of Act 44. As the Commission carries out its new Act 44 responsibilities, it also continues its efforts to maintain and improve the Turnpike. Meeting Act 44 and Turnpike funding commitments in a constrained financial environment requires carefully managing financial obligations while maintaining financial flexibility.

The Commission plans to debt finance its quarterly payments to PennDOT as required under Act 44 for the foreseeable future. As a part of its financing plan, the Commission will continue to increase its toll rates on an annual basis to fund debt service payments associated with its Act 44 payment obligations and Capital Improvement Program.

The above paragraphs provide a brief overview of Act 44 and its requirements. Please refer to the commitments and contingencies section in the notes to the financial statements (Note 8) for additional information regarding the Commission's commitments under the Funding Agreement. Furthermore, legislation may be introduced that could affect the Commission and its obligations pursuant to Act 44, however it is impossible to predict the nature or content of any legislation that may be introduced.

Pennsylvania Turnpike Commission  
A Component Unit of the Commonwealth of Pennsylvania

Balance Sheets

	May 31	
	2011	2010
	<i>(Restated)</i>	
	<i>(In Thousands)</i>	
<b>Assets and deferred outflow of resources</b>		
Current assets:		
Cash and cash equivalents	\$ 126,084	\$ 190,588
Short-term investments	8,196	8,549
Accounts receivable	34,032	37,968
Accrued interest receivable	1,632	478
Inventories	23,549	22,302
Restricted current assets:		
Cash and cash equivalents	470,461	424,842
Short-term investments	241,482	145,802
Accounts receivable	3,707	120
Accrued interest receivable	5,448	3,898
Total current assets	<u>914,591</u>	<u>834,547</u>
Noncurrent assets:		
Long-term investments:		
Long-term investments unrestricted	175,564	54,179
Long-term investments restricted	1,007,131	594,441
Total long-term investments	<u>1,182,695</u>	<u>648,620</u>
Capital assets not being depreciated:		
Land and intangibles	248,011	234,543
Assets under construction	1,151,520	1,200,456
Capital assets being depreciated:		
Buildings	813,936	765,723
Improvements other than buildings	92,725	87,312
Equipment	498,255	472,246
Infrastructure	6,041,749	5,653,976
Total capital assets before accumulated depreciation	<u>8,846,196</u>	<u>8,414,256</u>
Less accumulated depreciation	<u>4,281,338</u>	<u>4,023,581</u>
Total capital assets after accumulated depreciation	<u>4,564,858</u>	<u>4,390,675</u>
Other assets:		
Other assets	3,586	1,840
Deferred issuance costs	73,156	65,034
Total other assets	<u>76,742</u>	<u>66,874</u>
Total noncurrent assets	<u>5,824,295</u>	<u>5,106,169</u>
Total assets	<u>6,738,886</u>	<u>5,940,716</u>
Deferred outflow of resources	67,155	99,619
Total assets and deferred outflow of resources	<u>\$ 6,806,041</u>	<u>\$ 6,040,335</u>

*The notes to the financial statements are an integral part of this statement.*

Pennsylvania Turnpike Commission  
A Component Unit of the Commonwealth of Pennsylvania

Balance Sheets (continued)

	<b>May 31</b>	
	<b>2011</b>	2010
	<i>(Restated)</i>	
	<i>(In Thousands)</i>	
<b>Liabilities, deferred inflow of resources, and net assets</b>		
Current liabilities:		
Accounts payable and accrued liabilities	\$ 307,119	\$ 300,563
Current portion of debt	304,540	155,555
Unearned income	35,876	31,885
Total current liabilities	647,535	488,003
Noncurrent liabilities:		
Debt, less current portion, net of unamortized premium of \$92,167 and \$85,206 in 2011 and 2010, respectively, and net of unamortized refunding loss of \$176,560 and \$145,940 in 2011 and 2010, respectively	7,330,665	6,213,682
Other noncurrent liabilities	178,315	169,036
Total noncurrent liabilities	7,508,980	6,382,718
Total liabilities	8,156,515	6,870,721
Deferred inflow of resources	17,664	14,385
Net assets (deficit):		
Invested in capital assets, net of related debt	1,086,340	1,186,992
Restricted for construction purposes	268,626	280,779
Restricted for debt service	39,433	59,706
Unrestricted (deficit)	(2,762,537)	(2,372,248)
Total net assets (deficit)	(1,368,138)	(844,771)
Total liabilities, deferred inflow of resources, and net assets	\$ 6,806,041	\$ 6,040,335

*The notes to the financial statements are an integral part of this statement.*

Pennsylvania Turnpike Commission  
A Component Unit of the Commonwealth of Pennsylvania

Statements of Revenues, Expenses, and Changes in Net Assets

	Year Ended May 31	
	2011	2010
	<i>(Restated)</i>	
	<i>(In Thousands)</i>	
Operating revenues:		
Fares – net of discounts of \$24,152 and \$24,211 for the years ended May 31, 2011 and 2010, respectively	\$ <b>739,704</b>	\$ 693,827
Other	18,944	16,274
Total operating revenues	<b>758,648</b>	710,101
Operating expenses:		
Cost of services	359,870	378,426
Depreciation	281,587	260,316
Total operating expenses	<b>641,457</b>	638,742
Operating income (loss)	<b>117,191</b>	71,359
Nonoperating revenues (expenses):		
Investment earnings	24,566	18,030
Other nonoperating (expenses) revenues	19,709	7,174
Act 44 payments to PennDOT	(450,000)	(900,000)
Capital assets transferred to PennDOT	-	(64,058)
Interest and bond expenses	(333,275)	(263,931)
Nonoperating expenses, net	<b>(739,000)</b>	(1,202,785)
Loss before capital contributions	<b>(621,809)</b>	(1,131,426)
Capital contributions	98,442	130,172
Decrease in net assets	<b>(523,367)</b>	(1,001,254)
Net assets at beginning of year	<b>(844,771)</b>	156,483
Net assets (deficit) at end of year	<b>\$ (1,368,138)</b>	\$ (844,771)

*The notes to the financial statements are an integral part of this statement.*

Pennsylvania Turnpike Commission  
A Component Unit of the Commonwealth of Pennsylvania

Statements of Cash Flows

	<b>Year Ended May 31</b>	
	<b>2011</b>	<b>2010</b>
	<i>(Restated)</i>	
	<i>(In Thousands)</i>	
<b>Operating activities</b>		
Cash received from customer tolls and deposits	\$ 754,954	\$ 699,626
Cash payments for goods and services	(233,183)	(242,426)
Cash payments to employees	(134,214)	(132,030)
Cash received from other operating activities	8,643	8,363
<b>Net cash provided by operating activities</b>	<b>396,200</b>	<b>333,533</b>
<b>Investing activities</b>		
Proceeds from sales and maturities of investments	3,509,081	1,350,132
Interest received on investments	22,115	18,337
Purchases of investments	(4,129,896)	(1,723,476)
<b>Net cash used for investing activities</b>	<b>(598,700)</b>	<b>(355,007)</b>
<b>Capital and related financing activities</b>		
Capital grants received	13,232	10,685
Cash proceeds from motor license grant	28,000	28,000
Cash proceeds from oil company franchise tax	60,996	59,733
Construction and acquisition of capital assets	(473,681)	(629,851)
Proceeds from sale of capital assets	2,976	1,140
Payments for bond and swap expenses	(3,350)	(12,454)
Payments for redemption of debt	(565,700)	(662,230)
Interest paid on debt	(158,842)	(119,458)
Interest subsidy from Build America Bonds	19,192	8,457
Swap suspension payments received	-	20,708
Swap upfront payments	14,236	-
Proceeds from debt issuances	1,508,681	1,191,396
<b>Net cash provided by (used for) capital and related financing activities</b>	<b>445,740</b>	<b>(103,874)</b>
<b>Noncapital financing activities</b>		
Cash payments to PennDOT	(450,000)	(900,000)
Payments for bond and swap expenses	(796)	(1,154)
Payments for redemption of debt	(394,525)	(636,470)
Interest paid on debt	(123,043)	(84,422)
Proceeds from debt issuances	706,239	1,770,689
<b>Net cash (used for) provided by noncapital financing activities</b>	<b>(262,125)</b>	<b>148,643</b>
Increase (Decrease) in cash and cash equivalents	<b>(18,885)</b>	<b>23,295</b>
Cash and cash equivalents at beginning of year	615,430	592,135
Cash and cash equivalents at end of year	<b>\$ 596,545</b>	<b>\$ 615,430</b>

*The notes to the financial statements are an integral part of this statement.*

Pennsylvania Turnpike Commission  
A Component Unit of the Commonwealth of Pennsylvania

Statements of Cash Flows

	<b>Year Ended May 31</b>	
	<b>2011</b>	2010
	<i>(Restated)</i>	
	<i>(In Thousands)</i>	
<b>Reconciliation of operating income to net cash provided by operating activities:</b>		
Operating income	<b>\$ 117,191</b>	\$ 71,359
Adjustments to reconcile operating income to net cash provided by operating activities:		
Depreciation	<b>281,587</b>	260,316
Change in operating assets and liabilities:		
Accounts receivable	<b>79</b>	(3,257)
Inventories	<b>(1,247)</b>	(3,158)
Other assets	<b>(1,746)</b>	492
Accounts payable and accrued liabilities	<b>4,601</b>	3,809
Other noncurrent liabilities	<b>(4,265)</b>	3,972
Net cash provided by operating activities	<b>\$ 396,200</b>	\$ 333,533

**Noncash Activities**

The Commission recorded a decrease of \$0.3 million and \$1.2 million in the fair value of its investments for the years ended May 31, 2011 and 2010, respectively.

The Commission recognized \$5.8 million and \$4.4 million in income for bond premium amortization for the years ended May 31, 2011 and 2010, respectively.

The Commission recorded \$20.0 million and \$14.2 million in expenses for amortization of deferred refunding losses, amortization of bond issuance costs and amortization of swap agreement costs for the years ended May 31, 2011 and 2010, respectively.

The Commission recorded an interest expense reduction of \$6.7 million and \$3.3 million for the years ended May 31, 2011 and 2010, respectively, related to GASB 53 entries.

The Commission has entered into contracts with the operators of service plaza restaurants and service stations to totally reconstruct several service plazas. The service plaza operators provide the capital for the reconstruction in exchange for lower rental rates. The Commission assumes ownership of the reconstructed assets upon completion and records the assets as capital contributions. For the year ended May 31, 2010, the Commission received assets with a total fair value of \$34.0 million. The Commission did not receive any assets for the year ended May 31, 2011.

*The notes to the financial statements are an integral part of this statement.*

Pennsylvania Turnpike Commission  
A Component Unit of the Commonwealth of Pennsylvania

Statements of Cash Flows (continued)

**Noncash Activities (continued)**

The Commission and PennDOT entered into an agreement regarding ownership of overhead bridges that carry state roads. Per the agreement, once the Commission replaces these overhead bridges, and after final inspections and supplemental agreements are signed by both parties, ownership and maintenance responsibilities of the bridges are transferred from the Commission to PennDOT. The Commission did not transfer any assets to PennDOT during the fiscal year ended May 31, 2011. The Commission transferred assets with a net book value of \$64.1 million to PennDOT during the fiscal year ended May 31, 2010.

*The notes to the financial statements are an integral part of this statement.*



Pennsylvania Turnpike Commission  
A Component Unit of the Commonwealth of Pennsylvania

Notes to Financial Statements

May 31, 2011

**1. Financial Reporting Entity**

The Pennsylvania Turnpike Commission (the Commission) was created as an instrumentality of the Commonwealth of Pennsylvania on May 21, 1937, with powers to construct, operate, and maintain the Turnpike System and to issue Turnpike revenue bonds, repayable solely from tolls and other Commission revenues. The Commission is considered a component unit of the Commonwealth of Pennsylvania (the Commonwealth).

In evaluating how to define the Commission for financial reporting purposes, management has considered all potential component units in accordance with Governmental Accounting Standards Board (GASB) Statements No. 14, *The Reporting Entity*, and No. 39, *Determining Whether Certain Organizations Are Component Units—an amendment of GASB Statement No. 14*. GASB Statement No. 14 defines the reporting entity as the primary government and those component units for which the primary government is financially accountable. GASB Statement No. 39 provides additional guidance to determine whether certain organizations for which the primary government is not financially accountable should be reported as component units based on the nature and significance of their relationship with the primary government. The Commission believes it has no component units based on its review of GASB Statements No. 14 and No. 39.

The Commission consists of five members, one of whom is the Secretary of Transportation. The others are appointed by the Governor with the approval of a majority of the Senate.

**2. Summary of Significant Accounting Policies**

The financial statements of the Pennsylvania Turnpike Commission have been prepared in conformity with accounting principles generally accepted in the United States of America (GAAP) as applied to government units. GASB is the accepted standard-setting body for establishing governmental accounting and financial reporting principles. The more significant of the Commission's accounting policies are described below:

**Application of FASB Pronouncements**

The Commission has elected not to apply any FASB statements or interpretations issued after November 30, 1989.

**Basis of Accounting**

The Commission's basic financial statements are presented on the accrual basis of accounting.

Pennsylvania Turnpike Commission  
A Component Unit of the Commonwealth of Pennsylvania

Notes to Financial Statements (continued)

**2. Summary of Significant Accounting Policies (continued)**

**Cash Equivalents**

For purposes of the statements of cash flows, the Commission considers all highly liquid debt investment securities that mature within three months of acquisition to be cash equivalents.

**Investments**

Investments are stated at fair value with the exception of certain nonparticipating contracts such as repurchase agreements and other agreements structured as repurchase agreements that are reported at cost, which does not materially differ from fair value. Fair values are based on quoted market prices.

**Capital Assets**

Capital assets consist of land and intangible assets (right-of-way easements), buildings, improvements, equipment, infrastructure, and assets under construction. Infrastructure assets are typically items that are immovable such as highways, bridges, and tunnels. Capital assets are stated at cost. Donated capital assets are valued at their estimated fair value on the date received. Interest is capitalized based on average construction costs and the average bond interest rate, less interest earned on invested construction funds. Acquisitions of capital assets valued at \$15,000 or greater are capitalized. Depreciation is computed using the straight-line method over the estimated useful lives of the assets. Intangible assets have an indefinite life and, thus, are not depreciated. The following lives are used:

Buildings	10 – 45 years
Improvements other than buildings	15 – 20 years
Equipment	3 – 40 years
Infrastructure	10 – 50 years

**Inventories**

Inventories are valued at the lower of average cost (determined on a first-in, first-out method) or market.

**Debt Premium/Discount and Issuance Costs**

Debt premium/discount and issuance costs are being amortized using the effective interest rate method over the varying terms of the bonds issued.

Pennsylvania Turnpike Commission  
A Component Unit of the Commonwealth of Pennsylvania

Notes to Financial Statements (continued)

**2. Summary of Significant Accounting Policies (continued)**

**Unearned Income**

E-ZPass customers of the Turnpike Commission are required to deposit funds in advance of anticipated travel. Since this money is collected prior to the customers' travel and revenue recognition, it is recorded as unearned income. Unearned income of \$35.9 and \$31.9 million at May 31, 2011 and 2010, respectively, is primarily related to E-ZPass customer deposits and deferred revenues related to microwave tower leases for the years ended May 31, 2011 and 2010, respectively.

**Net Assets**

The financial statements of the Commission utilize a net assets presentation. Net assets are categorized as invested capital assets (net of related debt), restricted and unrestricted.

- *Invested In Capital Assets, Net of Related Debt* – This category groups all capital assets into one component of net assets. Accumulated depreciation and the outstanding balances of debt that are attributable to the acquisition, construction or improvement of these assets reduce the balance in this category.
- *Restricted Net Assets* – This category presents external restrictions imposed by creditors, grantors, contributors or laws or regulations of other governments and restrictions imposed by law through constitutional provisions or enabling legislation.
- *Unrestricted Net Assets* – This category represents net assets of the Commission, not restricted for any project or other purpose.

**Operating Revenues**

Revenues associated with operations of the toll road are considered operating revenues. The principal operating revenues of the Commission are fare revenues from customers. Other operating revenues include: service station, restaurant, property and other rental income as well as electronic toll collection and violation enforcement fees related to the E-ZPass program. Also included is revenue from various sponsorship agreements.

**Fare Revenues**

Fare revenues are recognized when vehicles exit the Turnpike System. As of May 31, 2011 and 2010, approximately 65.0% and 62.6%, respectively, of the fare revenues were realized through electronic toll collection; the remainder was realized through cash collection or a credit card program for military and class 9 vehicles.

Pennsylvania Turnpike Commission  
A Component Unit of the Commonwealth of Pennsylvania

Notes to Financial Statements (continued)

**2. Summary of Significant Accounting Policies (continued)**

**Operating Expenses**

Operating expenses relate directly to operating and maintaining the toll road. The principal operating expenses of the Commission are cost of services and depreciation. Other expenses are considered nonoperating expenses.

**Cost of Services**

Cost of services includes: wages and salaries, benefits, utilities, fuels, professional fees and services, PA State Police services, and purchased goods, including materials and supplies.

**Utilization of Resources**

When both restricted and unrestricted resources are available for use, it is the Commission's policy to use restricted resources first and then unrestricted resources as needed.

**Nonoperating Revenues (Expenses)**

Nonoperating revenues include: investment earnings and other miscellaneous revenues not associated with the operations of the toll road. Nonoperating expenses include: Act 44 payments to PennDOT, capital assets transferred to PennDOT, interest and bond expenses, and other miscellaneous expenses not associated with the operations of the toll road.

*Act 44 Payments to PennDOT*

The Commission and PennDOT entered into a Lease and Funding Agreement as required under the terms of Act 44. See Note 8 for more information regarding this Lease and Funding Agreement.

*Capital Assets Transferred to PennDOT*

The Commission and PennDOT entered into an agreement regarding ownership of overhead bridges that carry state roads. Per the agreement, once the Commission replaces these overhead bridges, and after final inspections and supplemental agreements are signed by both parties, ownership and maintenance responsibilities of the bridges are transferred from the Commission to PennDOT. The Commission transferred assets with a net book value of \$64.1 million to PennDOT during the fiscal year ended May 31, 2010. The Commission did not transfer any assets to PennDOT during the fiscal year ended May 31, 2011.

Pennsylvania Turnpike Commission  
A Component Unit of the Commonwealth of Pennsylvania

Notes to Financial Statements (continued)

**2. Summary of Significant Accounting Policies (continued)**

**Capital Contributions**

Capital contributions include: Oil Company Franchise Tax revenues, Motor License Registration Fee revenues, grants from other governments restricted for reimbursement of capital costs for various highway construction projects and capital assets received from other third parties.

*Oil Company Franchise Tax Revenues*

The Commission receives 14% of the additional 55 mills of the Commonwealth's Oil Company Franchise Tax revenues pursuant to Act 26 established in 1991. The revenues totaled \$61.0 million and \$59.7 million for the fiscal years ended May 31, 2011 and 2010, respectively. These revenues are kept in a separate fund as required by the applicable bond indenture.

*Motor License Registration Fee Revenues*

The Commission received \$28.0 million in grants during each of the fiscal years ended May 31, 2011 and 2010 from the Commonwealth's Motor License Fund. The Commission has elected to account for this grant in a separate fund.

*Reimbursements from Other Governments*

The Commission receives grants from other governments for reimbursement of costs for various highway construction projects. During the fiscal years ended May 31, 2011 and 2010, the Commission recognized \$9.4 million and \$8.5 million, respectively, as capital contributions from the Federal government.

*Other Capital Contributions*

The Commission has entered into contracts with the operators of service plaza restaurants and service stations to totally reconstruct several service plazas. The service plaza operators provide the capital for the reconstruction in exchange for lower rental rates. The Commission assumes ownership of the reconstructed assets upon completion and records the assets as contributions. For the fiscal year ended May 31, 2010, the Commission received assets with a total fair value of \$34.0 million. The Commission did not receive any reconstructed assets related to service plazas for the fiscal year ended May 31, 2011.

Pennsylvania Turnpike Commission  
A Component Unit of the Commonwealth of Pennsylvania

Notes to Financial Statements (continued)

**2. Summary of Significant Accounting Policies (continued)**

**Reclassification**

Certain amounts presented in the prior period have been reclassified to conform to the current period financial statements presentation. These reclassifications have no effect on previously reported net assets. However, these reclassifications increased reported amounts of net assets invested in capital assets, net of related debt by \$68.2 and \$127.5 million at June 1, 2009 (the beginning of the earliest financial statement period presented) and May 31, 2010, respectively. Restricted net assets were increased by \$22.4 million and \$24.3 million at June 1, 2009 and May 31, 2010, respectively. Reported amounts of unrestricted net assets were decreased by \$90.5 million and \$151.8 million at June 1, 2009 and May 31, 2010, respectively.

**Adoption of New Accounting Pronouncements and Restatements**

In June 2007, GASB issued Statement No. 51, *Accounting and Financial Reporting for Intangible Assets*. The objective of this Statement is to establish accounting and financial reporting requirements for intangible assets and to enhance the comparability of the accounting and financial reporting of such assets among state and local governments by reducing inconsistencies. The Commission adopted Statement No. 51 during the fiscal year ended May 31, 2011. The adoption of this statement had no impact on previously reported amounts.

In June 2008, GASB issued Statement No. 53, *Accounting and Financial Reporting for Derivative Instruments*. Under this statement, the fair value of derivative instruments is recorded and an evaluation is made as to the effectiveness of the derivative instruments as hedge transactions. Ineffective hedge transactions are recognized currently in the Statements of Revenues, Expenses and Changes in Net Assets while recognition of effective hedges is deferred. The Commission adopted Statement No. 53 during the fiscal year ended May 31, 2011. The accompanying 2010 financial statements have been restated to reflect the adoption of Statement No. 53. This restatement increased reported amounts of net assets invested in capital assets, net of related debt by \$31.2 million at May 31, 2010. Restricted net assets were decreased by \$13.6 million and \$15.9 million at June 1, 2009 (the beginning of the earliest financial statement period presented) and May 31, 2010, respectively. Reported amounts of unrestricted net assets were increased by \$39.4 million and \$5.4 million at June 1, 2009 and May 31, 2010, respectively.

Pennsylvania Turnpike Commission  
A Component Unit of the Commonwealth of Pennsylvania

Notes to Financial Statements (continued)

**2. Summary of Significant Accounting Policies (continued)**

**Pending Changes in Accounting Principles**

In March 2009, the GASB issued Statement No. 54, *Fund Balance Reporting and Governmental Fund Type Definitions*. The Commission is required to adopt Statement No. 54 for its fiscal year ended May 31, 2012 financial statements.

In December 2009, the GASB issued Statement No. 57, *OPEB Measurements by Agent Employers and Agent Multiple-Employer Plans*. The Commission is required to adopt statement No. 57 for its fiscal year ended May 31, 2013 financial statements.

In June 2010, the GASB issued Statement No. 59, *Financial Instrument Omnibus*. The Program is required to adopt statement No. 59 for its fiscal year ended May 31, 2012 financial statements.

In November 2010, the GASB issued Statement No. 60, *Accounting and Financial Reporting for Service Concession Arrangements*. The Commission is required to adopt statement No. 60 for its fiscal year ended May 31, 2013 financial statements.

In November 2010, the GASB issued Statement No. 61, *The Financial Reporting Entity: Omnibus—an amendment of GASB Statements No. 14 and No. 34*. The Commission is required to adopt statement No. 61 for its fiscal year ended May 31, 2014 financial statements.

In December 2010, the GASB issued Statement No. 62, *Codification of Accounting and Financial Reporting Guidance Contained in Pre-November 30, 1989 FASB and AICPA Pronouncements*. The Commission is required to adopt statement No. 62 for its fiscal year ended May 31, 2013 financial statements.

In June 2011, the GASB issued Statement No. 63, *Financial Reporting of Deferred Outflows of Resources, Deferred Inflows of Resources, and Net Position*. The Commission is required to adopt statement No. 63 for its fiscal year ended May 31, 2013 financial statements.

In June 2011, the GASB issued Statement No. 64, *Derivative Instruments: Application of Hedge Accounting Termination Provisions—an amendment of GASB Statement No. 53*. The Commission is required to adopt statement No. 64 for its fiscal year ended May 31, 2013 financial statements.

The Commission has not yet completed the various analyses required to estimate the financial statement impact of these new pronouncements.

Pennsylvania Turnpike Commission  
A Component Unit of the Commonwealth of Pennsylvania

Notes to Financial Statements (continued)

**3. Indenture Requirements and Restrictions**

The Commission's debt has been issued under the provisions of a Trust Indenture, dated July 1, 1986, which was amended and restated as of March 1, 2001 as supplemented; a Trust Indenture dated August 1, 1998 (1998 Indenture) as supplemented; and a Trust Indenture dated July 1, 2005 (collectively referred to as the Indentures) between the Commission and the Trustee (U.S. Bank Corp., successor to Wachovia Bank); and a Subordinate Trust Indenture dated April 1, 2008, between the Commission and TD Bank, N.A. as Trustee, as amended and as supplemented. Accordingly, certain activities of the Commission are restricted by the Indentures.

The Commission is required to maintain certain accounts with the Trustees as specified by the Indentures. Funds maintained in such accounts are restricted for construction, debt service, and Act 44 payments.

**4. Cash and Investments**

Following is a summary of cash and cash equivalents and investments by type:

	<b>May 31</b>	
	<b>2011</b>	<b>2010<sup>1</sup></b>
	<i>(In Thousands)</i>	
U.S. Treasuries	<b>\$ 120,632</b>	\$ 23,991
GNMA mortgages	<b>19,213</b>	1,939
Government agency securities	<b>551,509</b>	401,024
Municipal bonds	<b>449,741</b>	207,448
Corporate obligations	<b>271,136</b>	147,716
Total investment securities	<b>\$ 1,412,231</b>	782,118
Investment derivatives – basis swaps	<b>20,142</b>	20,853
Cash and cash equivalents	<b>596,545</b>	615,430
Total cash and cash equivalents and investments	<b>\$ 2,028,918</b>	\$ 1,418,401

<sup>1</sup>Note that amounts for the fiscal year ended May 31, 2010 have been restated for the implementation of GASB Statement No. 53 (see Note 2).



Pennsylvania Turnpike Commission  
A Component Unit of the Commonwealth of Pennsylvania

Notes to Financial Statements (continued)

**4. Cash and Investments (continued)**

*Cash and Cash Equivalents*

Cash deposits are in various financial institutions. The Indentures require that cash deposits be either insured or collateralized by a pledge of direct obligations of the United States Government or the Commonwealth of Pennsylvania or otherwise in accordance with the laws of the Commonwealth of Pennsylvania governing trust funds of public bodies.

The following summary presents the amount of Commission deposits all of which are fully insured or collateralized with securities held by the Commission or its agent in the Commission's name.

	<b>Total Bank Balance</b>	<b>Total Book Balance</b>
<i>(In Thousands)</i>		
<b>May 31, 2011</b>		
Cash and cash equivalents	\$ 594,869	\$ 596,545
<b>May 31, 2010</b>		
Cash and cash equivalents	\$ 610,538	\$ 615,430

*Cash Equivalents and Investment Securities*

The Indentures (as listed in Note 3) permit investments in obligations of, or guaranteed by, the United States of America, its agencies, and its instrumentalities (United States Government obligations); certificates of deposit issued by institutions insured by the FDIC or fully collateralized with United States Government obligations; investment agreements with certain financial institutions; commercial paper and asset-backed securities rated in the highest category by applicable rating agencies; money market funds and auction rate certificates rated in one of the two highest categories by applicable rating agencies; corporate bonds and medium term notes with a minimum rating of AA-; investments in long-term debt obligations of any state or political subdivision but only to the extent that the applicable rating agency has assigned a rating to such obligations, which at the time of purchase is not lower than the highest underlying rating assigned to any series of Commission bonds then outstanding; and repurchase agreements with banks or primary government dealers reporting to the Federal Reserve Bank of New York collateralized with obligations of, or guaranteed by, the United States of America.

Debt insurers have placed additional restrictions on construction funds. For these funds, corporate bonds, auction rate certificates, asset-backed securities, and medium term notes are not allowed.

Pennsylvania Turnpike Commission  
A Component Unit of the Commonwealth of Pennsylvania

Notes to Financial Statements (continued)

**4. Cash and Investments (continued)**

*Cash Equivalents and Investment Securities (continued)*

The Commission has an investment policy that defines guidelines and operational factors governing the investment of financial assets. The policy generally has the same restrictions regarding permitted investments as the Indentures. Permitted investments include:

- U.S. Treasury Bills, Notes, Bonds, Strips;
- Time Deposits issued by a banking association organized and doing business under the laws of the United States of America or of any state that may have a combined capital and surplus of at least \$50,000,000;
- Certificates of Deposit that are fully collateralized and issued by a bank, savings and loan or trust company organized under the laws of the United States or any state thereof;
- Investment Agreements with a bank, a bank holding company or a financial institution that has outstanding long-term indebtedness rated “AA” or better by Moody’s and S&P;
- Obligations of any federal agencies which obligations are backed by the full faith and credit of the United States of America;
- Senior debt obligations rated “AAA” by S&P and “Aaa” by Moody’s and issued by government-sponsored enterprises which include Federal Home Loan Bank, Federal Farm Credit Bank, Federal Home Loan Mortgage Corporation; and Federal National Mortgage Association;
- Mortgage-backed securities issued by an approved Federal agency and collateralized mortgage obligations with ratings of Aaa by Moody’s and AAA by S&P’s;
- Debt obligations of any state or local government entity with securities rated in the Aa/AA category;
- Commercial paper rated not less than “A-1/P-1/F-1”, corporate bonds rated “Aa3/AA-” or better, and asset-backed securities rated “AAA”;
- Repurchase agreements with banks or primary government dealers reporting to the Federal Reserve Bank of New York, collateralized by investments with a minimum 102% valuation in securities of U.S. Treasury bills, notes, bonds, strips, or obligations of any of federal agencies or senior debt obligations described above; and

Pennsylvania Turnpike Commission  
A Component Unit of the Commonwealth of Pennsylvania

Notes to Financial Statements (continued)

**4. Cash and Investments (continued)**

*Cash Equivalents and Investment Securities (continued)*

- Share or Certificates in any short-term investment fund investing not less than 90% of its assets in obligations of U.S. treasury bills, notes, bonds, strips or time deposits.

All investment ratings shall be based on security ratings at the time of purchase. The portfolio's average credit quality should be rated Aa3/AA- or better by Moody's/S&P. Investments are generally purchased with the intent of holding to maturity with flexibility to restructure and rebalance portfolio holdings to manage risk and benefit from market opportunities.

The investment policy imposes the following additional limitations:

- Investments in any single Federal agency are limited to 35% of the portfolio.
- Investments in certificates of deposit and investment agreements are limited to 30% of the portfolio.
- Combined exposure to commercial paper, corporate bonds, and asset-backed securities, in aggregate, is limited to 35% of the total portfolio.
- Investments in any single issuer, excluding U.S. Treasury and Federal Agencies, are limited to 5% of the portfolio.

The Commission's investment policy also limits investments to those issues expected to mature within five years, taking into consideration call, prepayment, or other features that may impact maturity.

Pennsylvania Turnpike Commission  
A Component Unit of the Commonwealth of Pennsylvania

Notes to Financial Statements (continued)

**4. Cash and Investments (continued)**

**Credit Risk**

The Commission's exposure to credit risk for investment securities as of May 31, 2011 is as follows:

Debt Investments	Quality Rating							Total
	AAA	AA	A	A-1	A-2	Below A	*Unrated	
	<i>(In Thousands)</i>							
Government agency securities	\$551,509	\$ -	\$ -	\$ -	\$ -	\$ -	\$ -	\$ 551,509
Municipal bonds	40,572	363,641	23,753	8,574	-	13,201	-	449,741
Corporate obligations	35,186	87,385	13,201	82,028	24,679	1,436	27,221	271,136
<b>Total</b>	<b>\$627,267</b>	<b>\$451,026</b>	<b>\$36,954</b>	<b>\$90,602</b>	<b>\$24,679</b>	<b>\$14,637</b>	<b>\$ 27,221</b>	<b>\$1,272,386</b>

\*Unrated debt investments are securities that are not rated by the NRSROs (Nationally Recognized Statistical Rating Organization).

Investments guaranteed by the full faith of the U.S. Government, such as U.S. Treasuries and GNMA mortgages, are not considered to have credit risk and do not require disclosure of credit quality.

**Concentration of Credit Risk**

As of May 31, 2011, the Commission had investments of more than 5% of its consolidated portfolio with the following issuers:

Issuer	Amount	Percentage of Total Investment Securities
	<i>(In Thousands)</i>	
Federal Home Loan Bank	\$ 240,106	17.00%
Federal National Mortgage Association	111,925	7.93%
Federal Home Loan Mortgage Corporation	163,182	11.55%

Pennsylvania Turnpike Commission  
A Component Unit of the Commonwealth of Pennsylvania

Notes to Financial Statements (continued)

**4. Cash and Investments (continued)**

**Interest Rate Risk**

On May 31, 2011, the effective duration of the Commission's investments, by type, was as follows:

<b>Investment Type</b>	<b>Fair Value</b>	<b>Effective Duration (Years)</b>
	<i>(In Thousands)</i>	
U.S. Treasuries	\$ 120,632	3.8579
GNMA mortgages	19,213	3.8377
Government agency securities	551,509	1.2089
Municipal bonds	449,741	1.4908
Corporate obligations	271,136	1.2293
Total investment securities	<u>\$ 1,412,231</u>	

Pennsylvania Turnpike Commission  
A Component Unit of the Commonwealth of Pennsylvania

Notes to Financial Statements (continued)

**4. Cash and Investments (continued)**

*Investment Derivatives – Basis Swaps*

Following is a summary of the Commission's basis swaps at May 31, 2011:

		Basis Swaps (In Thousands)							Credit Ratings
Notional Amount	Weighted Average Maturity (yrs)	Effective Date	Maturity Date	Terms	Fair Value	Counterparty			Moody's/ S&P/Fitch
\$ 107,784					\$ 3,031	JP Morgan			Aa1/AA-/AA-
107,784					7,900	Merrill Lynch			A2/A/A+
107,784				Pay 67% of 1-month LIBOR	1,647	PNC			A2/A+/A+
134,733				Receive 60.08% of 10-year LIBOR	9,880	UBS AG			Aa3/A+/A+
(A) \$ 458,085	10.4	7/1/2007	12/1/2030		\$ 22,458				
\$ 112,000				Pay SIFMA	\$ (9,170)	JP Morgan			Aa1/AA-/AA-
48,000				Receive 63% of 1-month LIBOR + 20 basis points	(3,930)	UBS AG			Aa3/A+/A+
(B) \$ 160,000	18.1	8/14/2003	12/1/2032		\$ (13,100)				
\$ 80,000				Pay 67% of 1-month LIBOR	\$ 1,390	JP Morgan			Aa3/A+/AA-
80,000				Receive 60.15 % of 10-year LIBOR	1,390	Royal Bank Canada			Aa1/AA-/AA-
(C) \$ 160,000	18.0	11/15/2007	11/15/2032		\$ 2,780				
(D) \$ 150,000	17.3	6/1/2010	6/1/2039	Pay SIFMA Receive 99.80% of 3-month LIBOR	\$ 11,669	Deutsche Bank			Aa3/A+/AA-
(E) \$ 150,000	17.3	6/1/2010	6/1/2039	Pay SIFMA Receive 99.68% of 3-month LIBOR	\$ 11,573	GSMMDP			Aa1/AAA/NR
(F) \$ 107,784	3.5	1/1/2011	1/1/2015	Pay 60.08% of 10-year LIBOR Receive 67% of 1-month LIBOR	\$ (6,768)	Deutsche Bank			Aa3/A+/AA-
(G) \$ 134,733	3.5	1/1/2011	1/1/2015	Pay 60.08% of 10-year LIBOR Receive 67% of 1-month LIBOR	\$ (8,470)	Deutsche Bank			Aa3/A+/AA-
					<u>\$ 20,142</u>				

1-month LIBOR was .19043% at May 31, 2011.  
3-month LIBOR was .25288% at May 31, 2011.  
10-year LIBOR was 3.16% at May 31, 2011.  
SIFMA was .18 % at May 31, 2011.

See Note 8 for additional disclosures regarding derivative instruments.

Pennsylvania Turnpike Commission  
A Component Unit of the Commonwealth of Pennsylvania

Notes to Financial Statements (continued)

**5. Capital Assets**

Summaries of changes to capital assets for the years ended May 31, 2011 and 2010 are as follows:

	Balance May 31, 2010	Additions	Transfers	Retirements	Balance May 31, 2011
<i>(In Thousands)</i>					
<b>Capital assets not being depreciated (cost)</b>					
Land and intangibles	\$ 234,543	\$ 13,788	\$ -	\$ 320	\$ 248,011
Assets under construction	1,200,456	415,961	(464,897)	-	1,151,520
Total capital assets not being depreciated	1,434,999	429,749	(464,897)	320	1,399,531
<b>Capital assets being depreciated (cost)</b>					
Buildings	765,723	-	61,954	13,741	813,936
Improvements other than buildings	87,312	398	5,058	43	92,725
Equipment	472,246	10,229	26,362	10,582	498,255
Infrastructure	5,653,976	16,569	371,523	319	6,041,749
Total capital assets being depreciated	6,979,257	27,196	464,897	24,685	7,446,665
Less accumulated depreciation for:					
Buildings	267,950	22,999	-	13,427	277,522
Improvements other than buildings	53,955	3,950	-	42	57,863
Equipment	333,595	25,573	-	10,086	349,082
Infrastructure	3,368,081	229,065	-	275	3,596,871
Total accumulated depreciation	4,023,581	281,587	-	23,830	4,281,338
Total capital assets being depreciated, net	2,955,676	(254,391)	464,897	855	3,165,327
Total capital assets	\$ 4,390,675	\$ 175,358	\$ -	\$ 1,175	\$ 4,564,858

Pennsylvania Turnpike Commission  
A Component Unit of the Commonwealth of Pennsylvania

Notes to Financial Statements (continued)

**5. Capital Assets (continued)**

	Balance May 31, 2009	Additions	Transfers	Retirements	Balance May 31, 2010
<i>Thousands)</i>					
<b>Capital assets not being depreciated (cost)</b>					
Land	\$ 204,665	\$ 30,224	\$ -	\$ 346	\$ 234,543
Assets under construction	1,120,359	558,748	(478,651)	-	1,200,456
Total capital assets not being depreciated	1,325,024	588,972	(478,651)	346	1,434,999
<b>Capital assets being depreciated (cost)</b>					
Buildings	742,815	27,498	354	4,944	765,723
Improvements other than buildings	70,886	5,434	10,992	-	87,312
Equipment	454,609	11,185	10,303	3,851	472,246
Infrastructure	5,245,845	18,526	457,002	67,397	5,653,976
Total capital assets being depreciated	6,514,155	62,643	478,651	76,192	6,979,257
Less accumulated depreciation for:					
Buildings	250,243	20,509	-	2,802	267,950
Improvements other than buildings	50,404	3,551	-	-	53,955
Equipment	313,800	23,359	-	3,564	333,595
Infrastructure	3,158,523	212,897	-	3,339	3,368,081
Total accumulated depreciation	3,772,970	260,316	-	9,705	4,023,581
Total capital assets being depreciated, net	2,741,185	(197,673)	478,651	66,487	2,955,676
Total capital assets	\$ 4,066,209	\$ 391,299	\$ -	\$ 66,833	\$ 4,390,675

The Commission incurred interest costs of \$16.9 million for each of the fiscal years ended May 31, 2011 and 2010, which qualified for capitalization. For both fiscal years 2011 and 2010, the interest expense was offset by \$0.3 million of interest income resulting in a net capitalization of \$16.6 million.



Pennsylvania Turnpike Commission  
A Component Unit of the Commonwealth of Pennsylvania

Notes to Financial Statements (continued)

**6. Debt**

Following is a summary of debt outstanding:

	May 31	
	2011	2010
	<i>(In Thousands)</i>	
<b>Mainline Debt</b>		
<b>2001 Series R:</b> Issued \$186,025 in March 2001 at 5.00% to 5.125%, due in varying installments through December 1, 2030. Interest paid each June 1 and December 1. \$72,961 deposited in escrow to partially refund Series R in December 2011.	<b>\$ 186,025</b>	\$ 186,025
<b>2001 Series S:</b> Issued \$244,925 in May 2001 at 3.40% to 5.60%, due in varying installments through June 1, 2015. Interest paid each June 1 and December 1. Refunded June 2011.	<b>107,650</b>	126,015
<b>2001 Series T:</b> Issued \$86,660 in September 2001 at 4.13% to 5.50%, due in varying installments through December 1, 2013. Interest paid each June 1 and December 1.	<b>52,770</b>	64,415
<b>2004 Series A:</b> Issued \$269,245 in June 2004 at 5.00% to 5.50%, due in varying installments through December 1, 2034. Interest paid each June 1 and December 1.	<b>269,245</b>	269,245
<b>2006 Series A:</b> Issued \$118,015 in June 2006 at 5.00%, due in varying installments through December 1, 2026. Interest paid each June 1 and December 1.	<b>118,015</b>	118,015
<b>2008 Sub-Series A-1 Subordinate:</b> Issued \$176,565 in April 2008 at 4.125% to 5.00%, due in varying installments through June 1, 2038. Interest paid each June 1 and December 1.	<b>176,565</b>	176,565
<b>2008 Sub-Series A-2 Subordinate (Federally Taxable):</b> Issued \$68,290 in April 2008 at 3.74% to 6.41%, due in varying installments through June 1, 2022. Interest paid each June 1 and December 1.	<b>61,975</b>	65,735
<b>2008 Series B Multi-Modal:</b> Issued \$402,000 in May 2008 at a variable rate (based on SIFMA, reset weekly, paid the 1 <sup>st</sup> of each month) due in varying installments through December 1, 2038. Series B-2 through B-6 refunded May 2011.	<b>100,000</b>	400,200
<b>2008 Series A Multi-Modal Refunding:</b> Issued \$233,455 in May 2008 at a variable rate (based on SIFMA, reset weekly, paid the 1 <sup>st</sup> of each month) due in varying installments through December 1, 2022. Refunded July 2010.	<b>-</b>	208,615
<b>2008 Series B Subordinate; B-1, B-2 (Sub-Series B-2 Federally Taxable):</b> Issued \$233,905 in July 2008 at 5.00% to 7.47% due in varying installments through June 1, 2036. Interest paid each June 1 and December 1.	<b>233,905</b>	233,905
<b>2008 Series C Multi-Modal Revenue:</b> Issued \$50,000 in August 2008 at a variable rate (based on SIFMA, reset weekly, paid the 1 <sup>st</sup> of each month) due in varying installments through June 1, 2038.	<b>50,000</b>	50,000
<b>2008 Series C Subordinate; C-1, C-3, C-4 (Sub-Series C-4 Federally Taxable):</b> Issued \$411,110 in October 2008 at 4.00% to 6.25% due in varying installments through June 1, 2038. Interest paid each June 1 and December 1. Sub-Series C-3 refunded July 2009 and Sub-Series C-4 refunded June 2010.	<b>228,230</b>	309,050

Pennsylvania Turnpike Commission  
A Component Unit of the Commonwealth of Pennsylvania

Notes to Financial Statements (continued)

**6. Debt (continued)**

	May 31	
	2011	2010
	<i>(In Thousands)</i>	
<b>Mainline Debt (continued)</b>		
<b>2009 Series A Subordinate:</b> Issued \$308,035 in January 2009 at 3.00% to 5.00% due in varying installments through June 1, 2039. Interest paid each June 1 and December 1.	<b>\$ 303,085</b>	\$ 308,035
<b>2009 Series A Build America Bonds:</b> Issued \$275,000 in July 2009 at 6.105% due in varying installments through December 1, 2039. Interest paid each June 1 and December 1.	<b>275,000</b>	275,000
<b>2009 Series B Subordinate:</b> Issued \$856,735 in July 2009 at 3.00% to 5.75% due in varying installments through June 1, 2039. Interest paid each June 1 and December 1.	<b>856,735</b>	856,735
<b>2009 Series C Subordinate Capital Appreciation:</b> Issued \$99,998 in July 2009 at 6.25% due in varying installments through June 1, 2033. Interest to be compounded semi-annually from July 2009 until June 1, 2016, thereafter paid each June and December 1. Series C issued as Capital Appreciation Bonds (CABs). Compounded interest to be paid at maturity or earlier redemption.	<b>111,999</b>	105,314
<b>2009 Series D Subordinate:</b> Issued \$324,745 in October 2009 at 4% to 5.5% due in varying installments through December 1, 2041. Interest paid each June 1 and December 1.	<b>324,745</b>	324,745
<b>2009 Series E Subordinate:</b> Issued \$200,005 in October 2009 at 6% to 6.375% due in varying installments through December 1, 2038. Interest to be compounded semi-annually from October 2009 to December 1, 2017, thereafter paid each June and December 1. Series E issued as Capital Appreciation Bonds (CABs). The compounded interest to be paid at maturity or earlier redemption.	<b>220,734</b>	207,494
<b>2009 Series B Senior:</b> Issued \$375,010 in December 2009 at 3% to 5% due in varying installments through December 1, 2025. Interest paid each June 1 and December 1.	<b>375,010</b>	375,010
<b>2009 Series C Senior:</b> Issued \$208,280 in December 2009 at variable rate (based on SIFMA + .52% to 1.05%, paid the 1 <sup>st</sup> of each month) due in varying installments through December 1, 2014.	<b>208,280</b>	208,280
<b>2010 Series A-1 Subordinate Bond Anticipation Note:</b> Issued \$225,095 in April 2010 at a variable rate (based on SIFMA + .75% to 9.5%) due July 15, 2011. Refunded July 2010.	-	225,095
<b>2010 Series A-2 Subordinate Bond Anticipation Note:</b> Issued \$79,900 in May 2010 at a variable rate (based on LIBOR + 125 basis points to 9.5%) due July 15, 2011. Refunded July 2010.	-	79,900
<b>2010 Series A Motor License Fund-Enhanced Subordinate Special Revenue; A-1, A-2, A-3:</b> Issued \$187,816 in July 2010 at 4.5% to 5.50%. Sub-Series A-1 due in varying installments through December 1, 2038. Interest paid each June 1 and December 1. Sub-Series A-2 issued as convertible Capital Appreciation bonds. Interest will compound on a semi-annual basis until December 1, 2015, thereafter paid each June 1 and December 1. Compound interest paid at maturity or earlier redemption. Sub-Series A-3 issued as Capital Appreciation Bonds. Compounded interest to be paid at maturity or earlier redemption.	<b>192,210</b>	-

Pennsylvania Turnpike Commission  
A Component Unit of the Commonwealth of Pennsylvania

Notes to Financial Statements (continued)

**6. Debt (continued)**

	May 31	
	2011	2010
	<i>(In Thousands)</i>	
<b>Mainline Debt (continued)</b>		
<b>2010 Series B Subordinate; B-1, B-2:</b> Issued \$273,526 in July 2010 at 5%. Sub-Series B-1 due in varying installments through December 1, 2037. Sub-Series B-2 issued as convertible Capital Appreciation bonds. Interest compounded on a semi-annual basis until December 1, 2015 thereafter paid each June 1 and December 1. Compound interest paid at maturity or earlier redemption.	\$ 281,885	\$ -
<b>2010 Series A Senior:</b> Issued \$209,230 in July 2010 at a variable rate (based on SIFMA, reset weekly) paid the first of each month. Due in varying installments through December 1, 2036.	202,840	-
<b>2010 Series B Senior Build America Bonds:</b> Issued \$600,000 in September 2010 at 5.5% due in varying installments through December 1, 2049. Interest paid each June 1 and December 1.	600,000	-
<b>2010 Series B Motor License Fund-Enhanced Subordinate Special Revenue; B-1, B-2, B-3:</b> Issued \$105,299 in October 2010 at 3.95% to 5.125% due in varying installments through December 1, 2040. Sub-Series B-1 interest paid each June 1 and December 1. Sub-Series B-2 issued as convertible Capital Appreciation bonds. Interest compounded semi-annually until December 1, 2015, thereafter paid each June 1 and December 1. Compound interest paid at maturity or earlier redemption. Sub-Series B-3 issued as Capital Appreciation bonds with interest paid at maturity or earlier redemption.	106,852	-
<b>2010 Series C Subordinate; C-1, C-2, C-3:</b> Issued \$138,916 in October 2010 at 4.25% to 5.45%. Sub-Series C-1 due in varying installments through December 1, 2040. Sub-Series C-2 issued as convertible Capital Appreciation bonds. Interest compounded semi-annually until December 1, 2015, thereafter paid each June 1 and December 1. Compound interest paid at maturity or earlier redemption. Series C-3 issued as Capital Appreciation bonds with interest paid at maturity or earlier redemption.	141,592	-
<b>2011 Series A Subordinate:</b> Issued \$135,655 in April 2011 at 5% to 6.5% due in varying installments through December 1, 2041. Interest paid each June 1 and December 1.	135,655	-
<b>2011 Series A Motor License Fund-Enhanced Subordinate Special Revenue:</b> issued \$102,620 in April 2011 at 5% to 6% due in varying installments through December 1, 2041. Interest paid each June 1 and December 1.	102,620	-
<b>2011 Series A Senior:</b> Issued \$68,660 in April 2011 at 4% to 5% due in varying installments through December 1, 2023. Interest paid each June 1 and December 1.	68,660	-
<b>2011 Series B Senior:</b> Issued \$92,035 in April 2011 at a variable rate (based on SIFMA, reset weekly) in April 2011. Due in varying installments through June 1, 2015. Interest paid the first of each month.	92,035	-
<b>2011 Series C Senior:</b> Issued \$298,330 in May 2011 at a variable rate (based on SIFMA, reset weekly) in May 2011. Due in varying installments through December 1, 2038. Interest paid the first of each month.	298,330	-
<b>Total Mainline debt payable</b>	<b>\$ 6,482,647</b>	<b>\$ 5,173,393</b>

Pennsylvania Turnpike Commission  
A Component Unit of the Commonwealth of Pennsylvania

Notes to Financial Statements (continued)

**6. Debt (continued)**

	May 31	
	2011	2010
	<i>(In Thousands)</i>	
<b>Oil Company Franchise Tax Debt</b>		
<b>2003 Series A Oil Company Franchise Tax Revenue:</b> Issued \$124,730 in August 2003 at 2.50% to 5.25%, partially defeased in November 2006, due in varying installments through December 1, 2024. Interest paid each June 1 and December 1.	\$ 45,015	\$ 49,300
<b>2003 Series B Oil Company Franchise Tax Revenue:</b> Issued \$197,955 in August 2003 at 2.38% to 5.50%, partially defeased in November 2006, due in varying installments through December 1, 2032. Interest paid each June 1 and December 1.	62,815	66,420
<b>2003 Series C Oil Company Franchise Tax Multi-Modal Revenue:</b> Issued \$160,000 in August 2003 at a variable rate, were converted to a fixed rate of 5.00% in May 2008, due in varying installments through December 1, 2032. Interest paid each June 1 and December 1.	160,000	160,000
<b>2006 Series A Oil Company Franchise Tax Revenue Refunding:</b> Issued \$98,705 in November 2006 at 5.00%, due in varying installments through December 1, 2023. Interest paid each June 1 and December 1.	96,360	98,705
<b>2006 Series B Oil Company Franchise Tax Revenue Refunding:</b> Issued \$141,970 in November 2006 at 3.75% to 5.00%, due in varying installments through December 1, 2031. Interest paid each June 1 and December 1.	140,620	141,370
<b>2009 Series A, B, C Senior Oil Company Franchise Tax Revenue Bonds:</b> Issued \$164,181 in October 2009. Series A issued at 2.00% to 5.85% due in varying installments through December 1, 2023. Series B (Build America Bonds, Issuer Subsidy) issued at 5.85% due in varying installments through December 1, 2037. Interest paid each June 1 and December 1. Series C issued as Capital Appreciation Bonds (CABs) at 5.30%. Interest on the CABs is deferred until maturity on December 1, 2039.	163,991	164,698
<b>2009 Series D and E Subordinate Oil Company Franchise Tax Revenue Bonds:</b> Issued \$134,065 in October 2009. Series D issued at 2.00% to 5.00% due in varying installments through December 1, 2027. Series E (Issuer Subsidy, Build America Bonds) issued at 6.378% due in varying installments through December 1, 2037.	132,010	134,065
<b>Total Oil Company Franchise Tax debt payable</b>	<b>\$ 800,811</b>	<b>\$ 814,558</b>

Pennsylvania Turnpike Commission  
A Component Unit of the Commonwealth of Pennsylvania

Notes to Financial Statements (continued)

**6. Debt (continued)**

	May 31	
	2011	2010
	<i>(In Thousands)</i>	
	<i>Restated</i>	
<b>Motor License Registration Fee Debt</b>		
<b>2005 Series A:</b> Issued \$234,135 in August 2005 at 3.25% to 5.25%, due in varying installments through July 15, 2030. Interest paid each January 15 and July 15.	\$ 204,715	\$ 210,595
<b>2005 Series B, C, and D:</b> Issued \$231,425 in August 2005 at a variable rate (based on SIFMA, reset weekly, paid the 15th of each month) due in varying installments through July 15, 2041.	231,425	231,425
<b>Total Motor License Registration Fee debt payable</b>	<b>436,140</b>	442,020
Total debt payable	7,719,598	6,429,971
Unamortized premium	92,167	85,206
Unamortized deferred loss on refundings	(176,560)	(145,940)
Total debt, net of unamortized premium and deferred loss on refundings	7,635,205	6,369,237
Less current portion	304,540	155,555
Debt, noncurrent portion	\$ 7,330,665	\$ 6,213,682

SIFMA was .18% on May 31, 2011.

As disclosed in Note 3, the Commission's Trust Indentures impose certain restrictions and requirements. The Commission's Trust Indenture for the Series 2008 A Turnpike Subordinate Revenue Bonds imposes that the Commission establish and maintain schedules of tolls for traffic over the System as required by the Senior Indenture, and in addition, the amount paid into the General Reserve Fund of the Senior Indenture in each fiscal year and for each Commission Payment, will be at least sufficient to provide funds in an amount not less than: (1) 115% of the Annual Debt Service for each fiscal year on account of all outstanding Revenue Bonds and Revenue Bonds Parity Obligations; (2) 100% of the Annual Debt Service for such fiscal year on account of all Outstanding Guaranteed Bonds, Guaranteed Bonds Parity Obligations and Subordinated Indebtedness; and (3) any payment by the Commission required by the Subordinate Indenture for restoring a deficiency in the Debt Service Fund within an eighteen (18) month period.

The Amended and Restated Trust Indenture of 2001 requires that tolls be adequate to provide funds to cover current expenses and (1) provide funds in an amount not less than the greater of 130% of the maximum principal and interest requirements for the succeeding year, or (2) 100% of the maximum principal and interest payments for the next fiscal year plus the amount required for maintenance of the Turnpike System as determined by the Commission's Consulting Engineer. If any deficiencies occur, the Commission is authorized to raise tolls accordingly.

Pennsylvania Turnpike Commission  
A Component Unit of the Commonwealth of Pennsylvania

Notes to Financial Statements (continued)

**6. Debt (continued)**

The Oil Company Franchise Tax Revenue Bonds are secured by a pledge and assignment by the Commission to the Trustee of: (1) all proceeds from the Commission's allocation of the Commonwealth of Pennsylvania's Oil Company Franchise Tax; (2) the Commission's right to receive its allocation of the Oil Company Franchise Tax and any portion of the allocation actually received by the Commission; (3) all monies deposited into accounts or funds created by the 1998 Indenture, as supplemented; and, (4) all investment earnings on all monies held in accounts and funds established by the 1998 Indenture.

The 1998 Indenture requires the Commission to petition the General Assembly of the Commonwealth of Pennsylvania for additional funds in the event that the Commission's allocation of the Oil Company Franchise Tax is inadequate to pay maximum principal and interest payments for the succeeding year.

Pursuant to Section 20 of Act 3, the Commonwealth appropriates \$28,000,000 of Act 3 revenues to the Commission annually. The \$28,000,000 is payable to the Commission in the amount of \$2,333,333 per month. The Registration Fee Revenue Bonds are secured by a pledge and assignment by the Commission to the Trustee of any receipts, revenues and other moneys received by the Trustee on or after the date of the Indenture from the Commission's allocation of Act 3 revenues and any income earned on any fund or account established pursuant to the Indenture.

Changes in debt are as follows:

	Balance at				
	June 1 2010			Balance at	Due Within
	(Restated)	Additions	Reductions	May 31, 2011	One Year
	<i>(In Thousands)</i>				
Mainline debt	\$ 5,173,393	\$2,248,994	\$ 939,740	\$ 6,482,647	\$ 283,250
Oil Company Franchise Tax debt	814,558	858	14,605	800,811	15,195
Motor License Registration Fee debt	442,020	-	5,880	436,140	6,095
	<u>6,429,971</u>	<u>2,249,852</u>	<u>960,225</u>	<u>7,719,598</u>	<u>304,540</u>
Premium (discount), net	85,206	12,792	5,831	92,167	-
Unamortized deferred loss on refundings	(145,940)	(47,859)	(17,239)	(176,560)	-
	<u>\$ 6,369,237</u>	<u>\$2,214,785</u>	<u>\$ 948,817</u>	<u>\$ 7,635,205</u>	<u>\$ 304,540</u>

Pennsylvania Turnpike Commission  
A Component Unit of the Commonwealth of Pennsylvania

Notes to Financial Statements (continued)

**6. Debt (continued)**

	<b>Balance at June 1, 2009</b>	<b>Additions</b>	<b>Reductions</b>	<b>Balance at May 31, 2010</b>	<b>Due Within One Year</b>
			<i>(Restated)</i>		
			<i>(In Thousands)</i>		
Mainline debt	\$ 3,753,590	\$ 2,657,573	\$ 1,237,770	\$ 5,173,393	\$ 135,070
Oil Company Franchise Tax debt	571,040	298,763	55,245	814,558	14,605
Motor License Registration Fee debt	447,705	-	5,685	442,020	5,880
	4,772,335	2,956,336	1,298,700	6,429,971	155,555
Premium (discount), net	50,337	38,732	3,863	85,206	-
Unamortized deferred loss on refundings	(65,855)	(104,429)	(24,344)	(145,940)	-
	<u>\$ 4,756,817</u>	<u>\$ 2,890,639</u>	<u>\$ 1,278,219</u>	<u>\$ 6,369,237</u>	<u>\$ 155,555</u>

The issuance of new debt is conducted in accordance with the terms of the applicable Trust Indenture and approval of the Commissioners.

In July 2009, the Commission issued \$275,000,000 2009 Series A Turnpike Revenue Bonds, Federally Taxable, Issue Subsidy, Build America Bonds. The Commission has designated the Series A Bonds as “Build America Bonds” for purposes of the American Recovery and Reinvestment Act of 2009 and has elected to receive a cash subsidy from the United States Treasury equal to 35% of the interest payable on the Series A Bonds. The Series A Bonds were issued at a fixed rate and were issued primarily to finance the cost of the capital projects set forth in the Commission’s Ten Year Capital Plan.

In July 2009, the Commission issued \$856,735,000 2009 Series B Subordinate Revenue Bonds and \$99,998,204 2009 Series C Capital Appreciation Bonds. The Series B and C Bonds were issued at a fixed rate. The Series B and C Bonds were issued to make payments to PennDOT in accordance with Act 44 and to provide funds to redeem the 2007 Series A and B Bond Anticipation Notes and the 2008 Sub-Series C-3 Bond Anticipation Notes.

In October 2009, the Commission issued \$21,550,000 2009 Series A Oil Franchise Tax Senior Revenue Bonds; \$127,170,000 2009 Series B Pennsylvania Turnpike Commission Oil Franchise Tax Senior Revenue Bonds (Federally Taxable—Issuer Subsidy—Build America Bonds); \$15,461,246 2009 Series C Pennsylvania Turnpike Commission Oil Franchise Tax Senior Revenue Capital Appreciation Bonds; \$31,560,000 2009 Series D Pennsylvania Turnpike Commission Oil Franchise Tax Subordinate Revenue Bonds; and \$102,505,000 2009 Series E

Pennsylvania Turnpike Commission  
A Component Unit of the Commonwealth of Pennsylvania

Notes to Financial Statements (continued)

**6. Debt (continued)**

Pennsylvania Turnpike Commission Oil Franchise Tax Subordinate Revenue Bonds (Federally Taxable—Issuer Subsidy—Build America Bonds). The Commission has designated the Series B and E Bonds as “Build America Bonds” for purposes of the American Recovery and Reinvestment Act of 2009 and has elected to receive a cash subsidy from the United States Treasury equal to 35% of the interest payable on the Series B and E Bonds.

The 2009 Series A Bonds were issued primarily to refund the Oil Franchise Tax Series 1998 Series A Bonds and to provide funds to finance a portion of the costs of constructing the Mon/Fayette Expressway and Southern Beltway. The 2009 Series B and C Bonds were issued to finance a portion of the costs of constructing the Mon/Fayette Expressway and Southern Beltway. The 2009 Series D and E Bonds were issued primarily to refund the 1998 Series B and to provide funds to finance a portion of the cost of constructing the Mon/Fayette Expressway and Southern Beltway. The reacquisition price exceeded the net carrying amount of the 1998 Series A and B Bonds by \$1,268,140 and will be amortized over the life of the old bonds. These advance refundings resulted in a net present value savings of \$1,700,000 for the 1998 Series A Bonds and \$1,100,000 for the 1998 Series B Bonds.

In October 2009, the Commission issued \$324,745,000 2009 Series D Turnpike Subordinate Revenue Bonds and \$200,004,558 2009 Series E Turnpike Subordinate Revenue, Capital Appreciation Bonds (CABs). The Series D and E Bonds were issued primarily to make payments to PennDOT in accordance with Act 44.

In December 2009, the Commission issued \$375,010,000 2009 Series B Turnpike Senior Revenue Refunding Bonds Series. The bonds were issued to refund 2001 Series U Bonds, 2002 Series B Bonds and partially refund 2002 Series A Bonds. In addition, the 2009 Series B Bonds were issued to fund the termination fees of certain swaps related to the 2001 Series U, 2002 Series A and 2002 Series B Bonds. The termination fees amounted to \$25,250,000 for the 2001 Series U Bonds, \$24,887,900 for the 2002 Series A Bonds and \$2,528,000 for the 2002 Series B Bonds. The reacquisition price exceeded the net carrying amount of the 2001 Series U Bonds by \$7,023,455; the 2002 Series A Bonds by \$2,979,426 and the 2002 Series B Bonds by \$1,866,873. The net carrying amount along with the swap termination fees will be amortized over the life of the old bonds for the 2001 Series U and 2002 Series B Bonds and over the life of the new bonds for the 2002 Series A Bonds. This refunding was undertaken to limit the Commission’s exposure to credit facility providers and to reduce its interest rate derivative portfolio. The 2009 Series B Bonds refunding produced an excess of \$10.8 million in net present value savings, assuming bond support costs for the refunded bonds at market levels at the time of the refunding.



Pennsylvania Turnpike Commission  
A Component Unit of the Commonwealth of Pennsylvania

Notes to Financial Statements (continued)

**6. Debt (continued)**

In December 2009, the Commission also issued \$208,280,000 2009 Series C Turnpike Senior Revenue Refunding Bonds. The 2009 Series C Bonds were issued to refund the 1998 Series Q Bonds and to partially refund the 2002 Series A Bonds. The reacquisition price exceeded the net carrying amount of the 1998 Series Q Bonds by \$447,956 and the 2002 Series A Bonds by \$3,359,779 and will be amortized over the life of the new bonds. This refunding was undertaken to limit the Commission's exposure to credit facility providers and to reduce its interest rate derivative portfolio. The 2009 Series C Bonds are anticipated to be refinanced as they come due at then prevailing market levels.

In April 2010, the Commission issued \$225,095,000 2010 Sub-Series A-1 Subordinate Bond Anticipation Notes. The Sub-Series A-1 Bond Anticipation Notes were issued primarily to make payments to PennDOT in accordance with Act 44 to fund certain grants to mass transit agencies and various road, highway, bridge and capital projects of PennDOT.

In May 2010, the Commission issued \$79,900,000 2010 Sub-Series A-2 Subordinate Bond Anticipation Notes. The 2010 Sub-Series A-2 Bond Anticipation Notes were issued primarily to provide funds to redeem the 2008 Sub-Series C-4 Bond Anticipation Notes by their maturity date.

In July 2010, the Commission issued \$187,816,151 2010 Series A Motor License Fund-Enhanced Subordinate Special Revenue Bonds consisting of Sub-Series A-1, A-2 and A-3. Sub-Series A-1 Bonds were issued as current interest fixed rate bonds with a maturity date of December 1, 2038. Sub-Series A-2 Bonds were issued as convertible capital appreciation bonds with a maturity date of December 1, 2034. Sub-Series A-3 Bonds were issued as capital appreciation bonds with a maturity date of December 1, 2029. The proceeds of the 2010 A Motor License Fund-Enhanced Subordinate Special Revenue Bonds were used primarily to finance the costs of currently redeeming a portion of the 2010 Series A-1 Subordinate Revenue Bond Anticipation Note and to make payments to PennDOT in accordance with Act 44.

In July 2010, the Commission issued \$273,526,108 2010 Series B Subordinate Revenue Bonds consisting of Sub-Series B-1 and B-2. The Sub-Series B-1 Bonds were issued as current interest fixed rate bonds with a maturity date of December 1, 2037. The Sub-Series B-2 Bonds were issued as convertible capital appreciation bonds with a maturity date of December 1, 2034. The proceeds of the Series B Revenue Bonds were used primarily to finance the costs of redeeming a portion of the 2010 Series A-1 Subordinate Revenue Bond Anticipation Notes and to redeem all of the 2010 Series A-2 Subordinate Revenue Bond Anticipation Notes and to make payments to PennDOT in accordance with Act 44.

Pennsylvania Turnpike Commission  
A Component Unit of the Commonwealth of Pennsylvania

Notes to Financial Statements (continued)

**6. Debt (continued)**

In July 2010, the Commission issued \$209,230,000 2010 Series A Multi-Modal Revenue Refunding Bonds at a variable rate with a maturity date of December 1, 2035. The Series A Bonds were issued primarily to refund the 2008 Series A Multi-Modal Refunding Bonds to better match the life of the financing to the average life of the capital projects being financed. The refunding increased the Commission's total debt service payments by approximately \$5.61 million. The transaction resulted in an economic loss of approximately \$2.00 million.

In September 2010, the Commission issued \$600,000,000 2010 Series B Senior Build America Bonds Federally taxable at a fixed rate with a maturity date of December 1, 2049. The 2010 Series B Senior Bonds were issued primarily to finance the cost of various capital expenditures set forth in the Commission's current Ten Year Capital Plan. The Commission has designated the 2010 Series B Senior Bonds as "Build America Bonds" for purposes of the American Recovery Reinvestment Act of 2009 and has elected to receive a cash subsidy from the United States Treasury equal to 35% of the interest payable on the 2010 Series B and E Bonds.

In October 2010, the Commission issued \$105,299,433 2010 Series B consisting of Sub-Series B-1, B-2, and B-3 Motor License Fund-Enhanced Subordinate Special Revenue Bonds. The Sub-Series B-1 Bonds were issued at a fixed rate with a maturity date of December 1, 2040. The Sub-Series B-2 Bonds were issued as convertible capital appreciation bonds with a maturity date of December 1, 2035. The Sub-Series B-3 Bonds were issued as capital appreciation bonds with a maturity date of December 1, 2025. The Sub-Series B Bonds were issued to provide funds to finance the cost of making payments to PennDOT in accordance with Act 44.

In October 2010, the Commission issued \$138,915,497 2010 Series C consisting of Sub-Series C-1, C-2, and C-3 Motor License Fund-Enhanced Subordinate Revenue Bonds. The Sub-Series C-1 Bonds were issued at a fixed rate with a maturity date of December 1, 2040. The Sub-Series C-2 Bonds were issued as convertible capital appreciation bonds with a maturity date of December 1, 2035. The Sub-Series C-3 Bonds were issued as capital appreciation bonds with a maturity date of December 1, 2025. The 2010 Sub-Series C Bonds were issued primarily to provide funds to finance the cost of making payments to PennDOT in accordance with Act 44.

In April 2011, the Commission issued \$135,655,000 2011 Series A Subordinate Revenue Bonds at a fixed rate with a maturity of December 1, 2041. The Series A Bonds were issued primarily to provide funds to finance the costs of making payments to PennDOT in accordance with Act 44.

In April 2011, the Commission issued \$102,620,000 2011 Series A Motor License Fund-Enhanced Subordinate Special Revenue Bonds at fixed rate with a maturity of December 1, 2041. The Series A Bonds were issued primarily to provide funds to finance the costs of making payment to PennDOT in accordance with Act 44.

Pennsylvania Turnpike Commission  
A Component Unit of the Commonwealth of Pennsylvania

Notes to Financial Statements (continued)

**6. Debt (continued)**

In April 2011, the Commission issued \$68,660,000 2011 Series A Senior Revenue Bonds at a fixed rate with a maturity date of December 1, 2023. The Series A Bonds were issued primarily to partially advance refund the 2001 Series R Bonds. The refunding of the 2001 Series R Bonds allowed the Commission to reduce its debt service by approximately \$4.33 million. The transaction resulted in an economic gain of approximately \$3.13 million.

In April 2011, the Commission issued \$92,035,000 2011 Series B Senior Turnpike Revenue Bonds at a variable rate with a maturity date of June 1, 2015. The Series B Bonds were issued primarily to refund the 2001 Series S Bonds. The refunding of the 2001 Series S Bonds allowed the Commission to reduce its debt service by approximately \$6.45 million, but actual savings will vary based on the SIFMA rate resets during the term of the 2011 Series B Bonds. The transaction resulted in an economic of approximately \$6.16 million.

In May 2011, the Commission issued \$298,330,000 2011 Series C consisting of Sub-Series C-1 and C-2 Multi-Modal Revenue Bonds at variable rates with a maturity date of December 1, 2038 for both bond series. The Sub-Series C Bonds currently refunded the 2008 Sub-Series B-2, B-3, B-4, B-5 and B-6 Bonds because the related credit facility expired in May 2011. The refunding did not change the Commission's debt service. The transaction resulted in an economic loss of \$0.27 million.

In prior years, the Commission defeased certain revenue bonds by placing funds in irrevocable trusts to provide for all future debt service payments on the defeased bonds. Accordingly, the trust account assets and the liability for the defeased bonds were not included in the Commission's financial statements. At May 31, 2011 and 2010, the Commission had \$866.9 million and \$881.6 million, respectively, of defeased bonds outstanding.

Pennsylvania Turnpike Commission  
A Component Unit of the Commonwealth of Pennsylvania

Notes to Financial Statements (continued)

**6. Debt (continued)**

Debt service requirements subsequent to May 31, 2011 related to all section debt are as follows:

<b>Year Ending May 31</b>	<b>Principal Maturities</b>	<b>Interest</b>	<b>Total</b>
<i>(In Thousands)</i>			
2012	\$ 304,540	\$ 300,600	\$ 605,140
2013	106,715	297,252	403,967
2014	170,800	293,876	464,676
2015	159,705	288,802	448,507
2016	113,850	284,472	398,322
2017-2021	652,662	1,586,060	2,238,722
2022-2026	1,013,039	1,463,340	2,476,379
2027-2031	1,179,675	1,258,459	2,438,134
2032-2036	1,695,027	968,694	2,663,721
2037-2041	1,586,655	493,240	2,079,895
2042-2046	470,795	130,682	601,477
2047 and thereafter	266,135	37,668	303,803
	<u>\$ 7,719,598</u>	<u>\$ 7,403,145</u>	<u>\$ 15,122,743</u>

Debt service requirements subsequent to May 31, 2011 related to the Mainline debt are as follows:

<b>Year Ending May 31</b>	<b>Principal Maturities</b>	<b>Interest</b>	<b>Total</b>
<i>(In Thousands)</i>			
2012	\$ 283,250	\$ 249,143	\$ 532,393
2013	84,470	246,742	331,212
2014	147,530	244,374	391,904
2015	135,365	240,365	375,730
2016	88,370	237,160	325,530
2017-2021	506,882	1,369,270	1,876,152
2022-2026	822,999	1,287,481	2,110,480
2027-2031	938,340	1,135,560	2,073,900
2032-2036	1,389,832	907,393	2,297,225
2037-2041	1,374,594	432,951	1,807,545
2042-2046	444,880	130,672	575,552
2047 and thereafter	266,135	37,668	303,803
	<u>\$ 6,482,647</u>	<u>\$ 6,518,779</u>	<u>\$ 13,001,426</u>

Pennsylvania Turnpike Commission  
A Component Unit of the Commonwealth of Pennsylvania

Notes to Financial Statements (continued)

**6. Debt (continued)**

Debt service requirements subsequent to May 31, 2011 related to Oil Company Franchise Tax are as follows:

Year Ending May 31	Principal Maturities	Interest	Total
<i>(In Thousands)</i>			
2012	\$ 15,195	\$ 40,420	\$ 55,615
2013	15,850	39,788	55,638
2014	16,550	39,107	55,657
2015	17,290	38,386	55,676
2016	18,070	37,621	55,691
2017-2021	102,590	174,705	277,295
2022-2026	134,250	146,697	280,947
2027-2031	169,270	110,431	279,701
2032-2036	213,595	59,248	272,843
2037-2041	98,151	59,414	157,565
	\$ 800,811	\$ 745,817	\$ 1,546,628

Debt service requirements subsequent to May 31, 2011 related to Motor License Registration Fee debt are as follows:

Year Ending May 31	Principal Maturities	Interest	Total
<i>(In Thousands)</i>			
2012	\$ 6,095	\$ 11,037	\$ 17,132
2013	6,395	10,722	17,117
2014	6,720	10,395	17,115
2015	7,050	10,051	17,101
2016	7,410	9,691	17,101
2017-2021	43,190	42,085	85,275
2022-2026	55,790	29,162	84,952
2027-2031	72,065	12,468	84,533
2032-2036	91,600	2,053	93,653
2037-2041	113,910	875	114,785
2042-2046	25,915	10	25,925
	\$ 436,140	\$ 138,549	\$ 574,689

Pennsylvania Turnpike Commission  
A Component Unit of the Commonwealth of Pennsylvania

Notes to Financial Statements (continued)

**6. Debt (continued)**

**Swap Payments and Associated Debt**

Net swap payments and related debt service requirements related to all segments subsequent to May 31, 2011, assuming current interest rates remain the same for the term of the agreements, are as follows:

Year Ending May 31	Principal Maturities	Interest	Hedging Derivative	Total
<i>(In Thousands)</i>				
2012	\$ 54,010	\$ 10,588	\$ 25,284	\$ 89,882
2013	54,105	10,167	25,287	89,559
2014	54,180	9,685	25,286	89,151
2015	54,265	9,074	25,286	88,625
2016	2,275	8,687	25,284	36,246
2017 – 2021	12,905	43,121	126,430	182,456
2022 – 2026	107,515	36,104	131,577	275,196
2027 – 2031	125,875	12,954	122,516	261,345
2032 – 2036	241,635	7,394	74,297	323,326
2037 – 2041	223,370	1,869	22,614	247,853
2042 – 2046	25,915	10	174	26,099
	<u>\$ 956,050</u>	<u>\$ 149,653</u>	<u>\$ 604,035</u>	<u>\$ 1,709,738</u>

Mainline net swap payments and related debt service requirements for the 2006 Series A, 2008 Series B Multi-Modal, 2009 Series C Senior, and 2011 Series C Senior bond issues are as follows:

Year Ending May 31	Principal Maturities	Interest	Hedging Derivative	Total
<i>(In Thousands)</i>				
2012	\$ 54,010	\$ 10,062	\$ 15,978	\$ 80,050
2013	54,105	9,644	15,980	79,729
2014	54,180	9,160	15,979	79,319
2015	54,265	8,549	15,979	78,793
2016	2,275	8,161	15,978	26,414
2017 – 2021	12,905	40,499	79,895	133,299
2022 – 2026	107,515	33,481	85,043	226,039
2027 – 2031	125,875	10,331	75,982	212,188
2032 – 2036	150,035	5,341	37,881	193,257
2037 – 2041	109,460	994	7,078	117,532
	<u>\$ 724,625</u>	<u>\$ 136,222</u>	<u>\$ 365,773</u>	<u>\$ 1,226,620</u>

Pennsylvania Turnpike Commission  
A Component Unit of the Commonwealth of Pennsylvania

Notes to Financial Statements (continued)

**6. Debt (continued)**

**Swap Payments and Associated Debt (continued)**

Motor License net swap payments and related debt service requirements for the 2005 Series B, C, and D bond issues are as follows:

Year Ending May 31	Principal Maturities	Interest	Hedging Derivative	Total
<i>(In Thousands)</i>				
2012	\$ -	\$ 526	\$ 9,306	\$ 9,832
2013	-	523	9,307	9,830
2014	-	525	9,307	9,832
2015	-	525	9,307	9,832
2016	-	526	9,306	9,832
2017 – 2021	-	2,622	46,535	49,157
2022 – 2026	-	2,623	46,534	49,157
2027 – 2031	-	2,623	46,534	49,157
2032 – 2036	91,600	2,053	36,416	130,069
2037 – 2041	113,910	875	15,536	130,321
2042 – 2046	25,915	10	174	26,099
	<u>\$ 231,425</u>	<u>\$ 13,431</u>	<u>\$ 238,262</u>	<u>\$ 483,118</u>

As rates vary, variable rate bond interest payments and net swap payments will vary.

**7. Retirement Benefits**

Substantially all employees of the Commission participate in the Commonwealth of Pennsylvania State Employees' Retirement System (System), a cost-sharing multiple-employer public employee retirement system that was established under the provisions of Public Law 858, No. 331.

Membership in the System is mandatory for most Commission employees. The System provides retirement, death, and disability benefits, which were established by and can be amended according to statute.

Article II of the Pennsylvania Constitution provides the General Assembly the authority to establish or amend benefit provisions. Act 2001-9, signed into law on May 17, 2001, established Class AA membership whereby, generally, annual full retirement benefits for electing active members is 2.5% of the member's highest three-year average salary (final average salary) multiplied by years of service. Commission employees hired after June 30, 2001, but before January 1, 2011, are Class AA members. Members hired on or before June 30, 2001 had the option, but were not required, to elect Class AA membership.

Pennsylvania Turnpike Commission  
A Component Unit of the Commonwealth of Pennsylvania

Notes to Financial Statements (continued)

**7. Retirement Benefits (continued)**

Those members not electing Class AA membership are considered Class A. The general annual benefit for full retirement for Class A members is 2% of the member's final average salary multiplied by years of service. Retirement benefits for Class A and AA employees vest after 5 years of credited service. Class A and AA employees who retire at age 60 with three years of service or with 35 years of service if under age 60 are entitled to an unreduced annual retirement benefit.

Act 120, signed into law on November 23, 2010, established Class A-3 and Class A-4 memberships. Effective January 1, 2011, all new members to the System must elect one of these new membership classes. New members who elect Class A-3 will accrue benefits at 2% of their final average salary multiplied by years of service. Those members choosing Class A-4 will accrue benefits at 2.5% of their final average salary multiplied by years of service. Under Act 120, retirement benefits for Class A-3 and A-4 vest after 10 years of credited service. Class A-3 and A-4 members who retire at age 65 with three years of service or when the member's age (last birthday) plus his/her completed years of credit service total at least 92 (Rule of 92) are entitled to an unreduced annual retirement benefit.

Covered Class A, Class AA, Class A-3 and A-4 employees are required by statute to contribute to the System at a rate of 5%, 6.25%, 6.25% and 9.3% respectively, of their gross pay. Employees' contributions are recorded in individually identified accounts, which are also credited with interest, calculated quarterly to yield 4% per annum, as mandated by statute. Accumulated employee contributions and credited interest vest immediately and are returned to the employee upon termination of service if the employee is not eligible for other benefits.

Participating agency contributions, including those for the Commission, are also mandated by statute and are based upon an actuarially determined percentage of gross pay that is necessary to provide the System with assets sufficient to meet the benefits to be paid to System members. The Commission's retirement contribution, as a percentage of covered payroll, by class is as follows:

<b>Year Ended June 30</b>	<b>Class A</b>	<b>Class AA</b>	<b>Class A-3</b>	<b>Class A-4</b>
2011	<b>3.29%</b>	<b>4.11%</b>	<b>4.11%</b>	<b>4.11%</b>
2010	2.52%	3.15%	-	-
2009	2.64%	3.29%	-	-



Pennsylvania Turnpike Commission  
A Component Unit of the Commonwealth of Pennsylvania

Notes to Financial Statements (continued)

**7. Retirement Benefits (continued)**

The Commission's required contributions and percentage contributed are as follows:

<b>Year Ended May 31</b>	<b>Commission Required Contribution <i>(In Millions)</i></b>	<b>% Contributed</b>
2011	<b>\$ 5.3</b>	<b>100%</b>
2010	\$ 3.9	100%
2009	\$ 3.8	100%

A copy of the System's annual financial statements can be obtained by writing to: State Employees' Retirement System, 30 North Third Street, P.O. Box 1147, Harrisburg, Pennsylvania 17108-1147.

**8. Commitments and Contingencies**

**Litigation**

The Commission is a defendant in a number of legal proceedings pertaining to matters normally incidental to routine operations. Such litigation includes, but is not limited to, claims asserted against the Commission arising from alleged torts, alleged breaches of contracts, and condemnation proceedings. Tort claims against the Commission are generally barred by sovereign immunity, except as waived by statute. Further, to the extent waived, damages for any loss are limited by sovereign immunity to \$250,000 for each person and \$1,000,000 for each accident. Based on the current status of all of the Commission's legal proceedings, it is the opinion of Commission management and counsel that they will not have a material effect on the Commission's financial position.

**Recent Correspondence from the Internal Revenue Service**

The Commission received correspondence from the IRS dated September 27, 2010. In that letter, the IRS states that the Commission's \$275,000,000 Turnpike Revenue Bonds, Series A of 2009 (Federally Taxable-Issuer Subsidy-Build America Bonds) have been named for examination. The IRS further states that it "routinely" examines municipal debt issuances to determine compliance with Federal tax requirements and that at this time, the IRS has no reason to believe that the Commission's debt issuance fails to comply with any of the applicable tax requirements.

Pennsylvania Turnpike Commission  
A Component Unit of the Commonwealth of Pennsylvania

Notes to Financial Statements (continued)

**8. Commitments and Contingencies (continued)**

**Recent Correspondence from the Internal Revenue Service (continued)**

The Commission received additional correspondence from the IRS dated June 7, 2011. In that letter, the IRS states that they have completed their examination of the Commission's \$275,000,000 Turnpike Revenue Bonds, Series A of 2009 (Federally Taxable-Issuer Subsidy-Build America Bonds). As a result, the IRS made a determination to close the examination with no-change to the position that the Commission is allowed a refundable credit with respect to each interest payment under the Bonds as provided in section 54AA and section 6431 of the Internal Revenue Code of 1986, as amended (the "Code").

**Open Purchase Order Commitments**

The Commission had open purchase order commitments of approximately \$694,760,010 and \$676,740,000 and at May 31, 2011 and 2010, respectively.

**Lease and Funding Agreement between the Commission and PennDOT**

On July 18, 2007, Pennsylvania Governor Rendell signed Act 44 into law, creating a "public-public partnership" between the Commission and PennDOT to provide funding for roads, bridges and transit throughout the Commonwealth. Under Act 44, a Lease and Funding Agreement (the "Funding Agreement") was entered into by the Commission and PennDOT on October 14, 2007. Many of the terms of Act 44 are incorporated in the Funding Agreement. The term of the Funding Agreement is fifty years.

The Funding Agreement requires the Commission to make scheduled annual payments to PennDOT, payable in equal quarterly installments, to be used to provide funding for roads, bridges and transit. The Commission's obligation to pay the annual debt service on any Special Revenue Bonds (as defined in Act 44) on a timely basis is also part of its payment obligation under the Funding Agreement. The Funding Agreement also granted the Commission the option to lease the portion of I-80 located in the Commonwealth from PennDOT, assuming approval by the Federal Highway Administration ("FHWA") of the conversion of I-80 into a toll road (the "Conversion"). The Funding Agreement granted the unilateral option to the Commission to effectuate the Conversion at any time before the third anniversary of the Funding Agreement, which was October 14, 2010 (the "Conversion Period"), subject to extension as provided in the Funding Agreement.

Pennsylvania Turnpike Commission  
A Component Unit of the Commonwealth of Pennsylvania

Notes to Financial Statements (continued)

**8. Commitments and Contingencies (continued)**

**Lease and Funding Agreement between the Commission and PennDOT (continued)**

On April 6, 2010, the Federal Highway Association (“FHWA”) denied the Commission’s application to toll I-80. The Commission has not appealed the FHWA’s decision and does not currently expect to do so.

The Funding Agreement commits the Commission to make certain payments to PennDOT. The Commission made payments of \$450 million and \$900 million (recorded as nonoperating expense) in fiscal 2011 and fiscal 2010, respectively.

Act 44 provides that under certain circumstances, payments to PennDOT drop to \$450 million annually for the remaining term of the Funding Agreement. It has been the Commission’s position that the reduced annual payment under the Funding Agreement of \$450 million was effective beginning with the 2010-2011 Fiscal Year. The Commission made quarterly payments in the amount of \$112.5 million each on July 29, 2010, October 28, 2010, January 31, 2011 and April 28, 2011.

PennDOT disputed that the reduced annual payment under the Funding Agreement of \$450 million was effective beginning with Fiscal Year 2010-2011. PennDOT claimed it was not aware of a basis for a reduction in the Commission’s annual payment obligation until the beginning of Fiscal Year 2011-2012 and that the Commission owed PennDOT the additional amount of \$472,500,000 for Fiscal Year 2010-2011. The Commission was also advised during the prior administration that the Office of the Budget of the Commonwealth might assert that the reduced annual payment obligation was not effective until Fiscal Year 2011-2012 and that the higher amount, a maximum of \$922,500,000, was payable for Fiscal Year 2010-2011.

By Settlement Agreement and Mutual Release Regarding Lease Payments dated September 30, 2011 (the “Agreement”), PennDOT and the Office of the Budget, each acting individually and on behalf of the Commonwealth, among other things (1) agreed that the amounts previously paid by the Commission for Fiscal Year 2010-2011 on account of its Funding Agreement obligation constituted full payment of that obligation; (2) agreed that the Commission’s payment obligation under the Funding Agreement for Fiscal Year 2010-2011 had been fully discharged; and (3) released the Commission of any further payment obligation under the Funding Agreement with respect to Fiscal Year 2010-2011.

Pennsylvania Turnpike Commission  
A Component Unit of the Commonwealth of Pennsylvania

Notes to Financial Statements (continued)

**8. Commitments and Contingencies (continued)**

**Lease and Funding Agreement between the Commission and PennDOT (continued)**

The Commission is required by the terms of the Funding Agreement and Act 44 to fix and adjust tolls at levels that will generate revenues (together with other available moneys) sufficient to pay, among other things, amounts to PennDOT pursuant to the Funding Agreement when due and other obligations of the Commission, and the Commission has covenanted in the Subordinate Indenture to set tolls at a level sufficient to meet its coverage obligations taking into account any additional debt incurred in order to make such payments.

As part of its operating plan, the Commission plans to continue to increase toll rates to meet its obligations. However, because of the significance of the quarterly payments due to PennDOT, and because of insufficient sources of cash flows from current operations, the Commission plans to issue debt for the foreseeable future to finance its required payments to PennDOT. There can be no assurance that the Commission will be able to continue to issue debt on terms that are acceptable, or at all, to finance these obligations. The sole and exclusive remedy for the failure to make the required payments to PennDOT under the Funding Agreement is that all actions of the Commission taken by a vote of the Commissioners require a unanimous vote of all Commissioners until such time that the required payments are made. Under Act 44, this requirement for a unanimous vote of the Commissioners does not apply if it would prevent the Commission from complying with covenants with “current bondholders, debt holders or creditors.” The Funding Agreement does not refer to “current bondholders, debt holders or creditors,” but provides that a unanimous vote is not required if it would prevent the Commission from complying with covenants with “bondholders, debt holders or creditors having such status as of the Effective Date” which under the Funding Agreement is defined as October 14, 2007.

The payment obligations of the Commission under the Funding Agreement are subordinate obligations of the Commission, payable from amounts in the General Reserve Fund only as permitted by any financing documents, financial covenants, liquidity policies, or other agreements in effect for the Commission. However, the Commission is required by the terms of the Funding Agreement to fix and adjust tolls at levels that will generate revenues (together with other available moneys) sufficient to pay, among other things, amounts to PennDOT pursuant to the Funding Agreement when due and other obligations of the Commission.

Pennsylvania Turnpike Commission  
A Component Unit of the Commonwealth of Pennsylvania

Notes to Financial Statements (continued)

**8. Commitments and Contingencies (continued)**

**Interest Rate Swaps**

The fair value and notional amount of derivative instruments outstanding at May 31, 2011 and May 31, 2010, classified by type and the changes in fair value of such derivative instruments for the years then ended as reported in the fiscal year 2011 and fiscal year 2010 financial statements are as follows:

<i>(In Thousands)</i>						
	<u>May 31, 2010</u>	<u>Changes in fair value</u>		<u>Fair Value at May 31, 2011</u>		<u>Notional</u>
		<u>Classification</u>	<u>Amount</u>	<u>Classification</u>	<u>Amount</u>	
<b>Cash flow hedges:</b>						
Pay-fixed interest rate swap	\$ (99,619)	Deferred outflow	\$ 32,464	Noncurrent liabilities	\$ (67,155)	\$ 685,455
<b>Fair value hedges:</b>						
Receive-fixed rate swap	14,385	Deferred inflow	3,279	Noncurrent liabilities	17,664	118,015
<b>Investment derivative instruments:</b>						
Basis swaps	<u>20,853</u>	Investment earnings	<u>(711)</u>	Long-Term investments	<u>20,142</u>	1,320,602
<b>Total PTC</b>	<b><u>\$ (64,381)</u></b>		<b><u>\$ 35,032</u></b>		<b><u>\$ (29,349)</u></b>	

<i>(In Thousands)</i>						
	<u>May 31, 2009</u>	<u>Changes in fair value</u>		<u>Fair Value at May 31, 2010</u>		<u>Notional</u>
		<u>Classification</u>	<u>Amount</u>	<u>Classification</u>	<u>Amount</u>	
<b>Cash flow hedges:</b>						
Pay-fixed interest rate swap	\$ (182,827)	Deferred outflow	\$ 83,208	Noncurrent liabilities	\$ (99,619)	\$ 685,455
<b>Fair value hedges:</b>						
Receive-fixed rate swap	11,529	Deferred inflow	2,856	Noncurrent liabilities	14,385	118,015
<b>Investment derivative instruments:</b>						
Basis swaps	<u>25,744</u>	Investment earnings	<u>(4,891)</u>	Long-Term investments	<u>20,853</u>	1,078,085
<b>Total PTC</b>	<b><u>\$ (145,554)</u></b>		<b><u>\$ 81,173</u></b>		<b><u>\$ (64,381)</u></b>	

Pennsylvania Turnpike Commission  
A Component Unit of the Commonwealth of Pennsylvania

Notes to Financial Statements (continued)

**8. Commitments and Contingencies (continued)**

**Interest Rate Swaps (continued)**

*Fair Values*

Fair values of the Commission's derivative instruments were estimated using the zero-coupon discounting method. This method calculates the future payments required by the swap, assuming that the current forward rates implied by the yield curve are the market's best estimate of future spot interest rates. These payments are then discounted using the spot rates implied by the current yield curve for a hypothetical zero-coupon rate bonds due on the date of each future net settlement payment on the swaps.

*Recent Activity*

In December 2009, the Commission fully terminated the swaps related to the Mainline 2002 B and the 2001 U bonds. The Commission partially terminated the 2002 A swaps. The remaining portion of the 2002 A swap contracts are now associated with the 2009 C bonds which were used in part to refund the 2002 A bonds. Termination fees of \$52.7 million were paid to the counterparties. Such fees were added to the basis of the refunded bonds in calculating the gain/loss on extinguishment, which will be amortized over the shorter of the term of the new bonds or the old bonds.

In May 2010, the Commission executed suspensions of approximately three to four years with counterparties related to certain constant maturity swaps. The suspensions provided for lump-sum payments to the Commission totaling \$20.7 million. These payments were in lieu of interest payments that may have been received by the Commission during the term of the suspensions and will be recognized over the term of the suspensions. At the end of the suspensions, these constant maturity swaps will revert back to their original terms.

On February 3, 2011 the Commission entered into an interest rate swap with Deutsche Bank AG (DBAG) in the amount of \$107.784 million. The swap has an effective date of January 1, 2011 and will terminate on January 1, 2015. As part of the interest rate swap, the Commission received an upfront payment from DBAG in the amount of \$6.327 million, which will be recognized as a reduction in interest expense over the term of the swap. The future cash flows of the interest rate swap are designed to be fully offset (whether positive or negative) by an existing interest rate swap in the Commission's portfolio for the duration of the swap.

Pennsylvania Turnpike Commission  
A Component Unit of the Commonwealth of Pennsylvania

Notes to Financial Statements (continued)

**8. Commitments and Contingencies (continued)**

**Interest Rate Swaps (continued)**

On February 3, 2011 the Commission entered into an interest rate swap with Deutsche Bank AG (DBAG) in the amount of \$134.733 million. The swap has an effective date of January 1, 2011 and will terminate on January 1, 2015. As part of the interest rate swap, the Commission received an upfront payment from DBAG in the amount of \$7.909 million, which will be recognized as a reduction in interest expense over the term of the swap. The future cash flows of the interest rate swap are designed to be fully offset (whether positive or negative) by an existing interest rate swap in the Commission's portfolio for the duration of the swap.

Following is a summary of the hedging derivatives in place as of May 31, 2011. These hedging derivatives contain certain risks and collateral requirements as described below (in thousands):

Type	Objective	Notional Amount	Effective Date	Maturity Date	Terms	Counterparty	Moody's/ S&P/Fitch	Book Fair Value	Full Value (to) from Counterparty
Pay fixed Interest Rate Swap	Hedge of changes in cash flows of Series C 2009 Bonds (formerly 2002 A)	\$ 38,520 76,990 <u>38,520</u> \$ 154,030	12/9/2009	12/1/2030	Pay 4.403%, receive 67.00% of 1-month LIBOR	BankofAmerica JP Morgan UBS AG	Aa3/A+/A+ Aa1/AA-/AA- Aa3/A+/A+	\$ (1,391) (2,785) (1,391) \$ (5,567)	\$ (9,970) (19,937) (9,970) \$ (39,877)
Pay fixed Interest Rate Swap	Hedge of changes in cash flows on the Series B,C,D 2005 Bonds	\$ 57,860 57,845 57,860 57,860 \$ 231,425	8/17/2005	7/15/2041	Pay 4.2015%, receive SIFMA	Citibank JP Morgan Merrill Lynch Morgan Stanley	A1/A+/A+ Aa1/AA-/AA- A2/A/A+ A2/A/A	\$ (8,535) (8,528) (8,530) (8,530) \$ (34,123)	\$ (8,535) (8,528) (8,530) (8,530) \$ (34,123)
Pay fixed Interest Rate Swap	Hedge of changes in cash flow on the Series B 2008 Bonds	\$ 33,333 33,333 33,334 \$ 100,000	6/1/2008	12/1/2038	Pay 4.887%, receive SIFMA	Goldman Sachs Merrill Lynch Morgan Stanley	Aa1/AAA/NR A2/A/A+ A2/A/A	\$ (8,596) (8,600) (8,596) \$ (25,792)	\$ (8,596) (8,600) (8,596) (25,792)
Pay fixed Interest Rate Swap	Hedge of changes in cash flow on the Series C 2011 Bonds (formerly 2008 B)	\$ 66,667 66,667 66,666 \$ 200,000	5/26/2011	12/1/2038	Pay 4.887%, receive SIFMA	Goldman Sachs Merrill Lynch Morgan Stanley	Aa1/AAA/NR A2/A/A+ A2/A/A	\$ (556) (561) (556) \$ (1,673)	\$ (17,192) (17,200) (17,193) \$ (51,585)
Pay fixed Interest Rate Swap	Hedge of changes in fair value of Series A 2006 Bonds	\$ 118,015	6/9/2006	12/1/2026	Receive 4.186%, Pay SIFMA	Citibank	A1/A+/A+	\$ 17,664	\$ 17,664

1-month LIBOR was .19043% at May 31, 2011.

SIFMA was .18 % at May 31, 2011.

The full value (to) from Counterparty listed is the mid-market value at May 31, 2011. The difference between full value and book fair value is related to the value of the swaps at the time the related bonds were refunded. This value is being amortized over the life of the refunding bonds.

Pennsylvania Turnpike Commission  
A Component Unit of the Commonwealth of Pennsylvania

Notes to Financial Statements (continued)

**8. Commitments and Contingencies (continued)**

**Interest Rate Swaps (continued)**

- **Credit Risk** – The Commission is exposed to credit risk for both hedging derivatives and investment derivatives (see Note 4) that have positive fair values. The Commission was exposed to credit risk with respect to the Series A of 2006 swaps at May 31, 2010. The Commission is also exposed to credit risk with respect to the (A), (C), (D) and (E) basis swaps listed in Note 4. However, should interest rates change and the fair values of the other swaps become positive, the Commission would have additional credit risk exposure.

To mitigate the exposure to credit risk, the swap agreements include collateral provisions in the event of downgrades to the swap counterparties' credit ratings. Collateral would be posted with a third-party custodian and would be in the form of cash, U.S. Treasury Obligations, or U.S. Government Agency Securities.

It is generally the case that the Commission's derivative agreements contain netting provisions, under which transactions executed with a single counterparty are netted in the event of default or counterparty insolvency. At May 31, the Commission had net credit risk exposure to three counterparties, one of which posted collateral in the amount of \$15.3 million, pursuant to the provisions of the derivative agreement, which represented approximately 87% of the full value from the counterparty.

- **Interest Rate Risk** – The Commission is exposed to variable interest rates with respect to the fixed-to-variable swap agreement associated with the Series A of 2006 Revenue Bonds. Additionally, the Commission will be exposed to variable interest rates if the swap provider for a variable-to-fixed swap agreement defaults or if a variable-to-fixed swap is terminated.
- **Basis Risk** – The Commission is exposed to basis risk on its basis swaps because the variable-rate payments received by the Commission on these derivative instruments are based on rates other than the interest rates the Commission pays on these derivative instruments. See the basis swap schedule in Note 4 for the terms of the interest rate swap agreements. The Commission's exposure to basis risk for the swaps listed in Note 4 is as follows:

(A) - To the extent 67% of 1-month LIBOR exceeds 60.08% of 10-year LIBOR

(B) – To the extent SIFMA exceeds 63% of 1-month LIBOR + 20 basis points



Pennsylvania Turnpike Commission  
A Component Unit of the Commonwealth of Pennsylvania

Notes to Financial Statements (continued)

**8. Commitments and Contingencies (continued)**

**Interest Rate Swaps (continued)**

- (C) – To the extent 67% of 1-month LIBOR exceeds 60.15% of 10-year LIBOR
- (D) – To the extent SIFMA exceeds 99.80% of 3-month LIBOR
- (E) – To the extent SIFMA exceeds 99.68% of 3-month LIBOR
- (F) - To the extent 60.08% of 10-year LIBOR exceeds 67% of 1-month LIBOR
- (G) - To the extent 60.08% of 10-year LIBOR exceeds 67% of 1-month LIBOR
- **Termination Risk** – The swap agreements may be terminated due to a number of circumstances and the Commission retains the option to terminate the swaps at any time. If a swap agreement is terminated (by either party), the respective variable-rate bond would no longer carry a synthetic fixed interest rate. Also, if at the time of termination, the swap had a negative fair value, the Commission would be liable to the swap counterparty for a liability equal to the swap's fair value. It is generally the Commission's intent at the time of swap execution to maintain the swap transactions for the life of the financing.
- **Collateral Requirements** - The Commission's derivative instruments related to its Mainline Turnpike Revenue Bonds require the Commission to post collateral in the form of eligible securities or cash if its senior credit rating falls below specified thresholds. These thresholds vary from agreement to agreement, with most in the A3 (Moody's Investors Service) and A- (Standard & Poors and Fitch Rating Service) levels. The Commission's Mainline senior bond rating was Aa3 from Moody's and A+ from both Standard & Poors and Fitch at May 31, 2011. Based on May 31, 2011 full values, the Commission could be required to post \$88.4 million in collateral for its derivative instruments if its ratings fall below the agreement thresholds.

The Commission's derivative instruments related to its Oil Company Franchise Tax Revenue Bonds require the Commission to post collateral in the form of eligible securities or cash if its credit rating falls below specified thresholds. These thresholds vary from agreement to agreement, with most in the A3 (Moody's Investors Service) and A- (Standard & Poors and Fitch Rating Service) levels. The Commission's Oil Company Franchise Tax bond rating is currently Aa3 from Moody's and AA from Standard & Poors. Based on May 31, 2011 full values, the Commission could be required to post \$11.7 million in collateral for its derivative instruments if its ratings fall below the agreement thresholds.

Pennsylvania Turnpike Commission  
A Component Unit of the Commonwealth of Pennsylvania

Notes to Financial Statements (continued)

**8. Commitments and Contingencies (continued)**

**Interest Rate Swaps (continued)**

The Commission's derivative instruments related to its Motor Vehicle Registration Fee Revenue Bonds require the Commission to post collateral in the form of eligible securities or cash if its credit rating falls below specified thresholds and/or in the event of certain uncured insurer events of default. These thresholds vary from agreement to agreement.

Based on May 31, 2011 full values, the Commission could be required to post \$34.1 million in collateral for its derivative instruments if its ratings fall below the agreement thresholds.

**9. Related Party Transactions**

The Commission incurred costs of \$35.3 and \$36.4 million for the fiscal years ended May 31, 2011 and 2010 respectively, related to its use of the Commonwealth's State Police in patrolling the Turnpike System.

**10. Postemployment Benefits**

**Plan Description**

The Commission maintains a welfare plan program (the Plan), one purpose of which is to provide benefits to eligible retirees and their dependents. The Plan is a single employer, defined benefit plan. The Plan's financial statements are not included in the financial statements of a public employee retirement system. The Plan issues a stand-alone financial report, which can be obtained by contacting the Commission's Accounting Department.

Plan benefit provisions and employee contribution rates are established and may be amended by the Commission. The Plan provides certain postemployment medical, prescription drug, dental and vision benefits to management employees who have reached 20 years of service and are under age 60; benefit eligibility changes from 20 to 10 years for retirees 60 years of age or older. The Plan provides certain postemployment medical and prescription drug benefits to union employees who have reached 20 years of service and are under age 60; benefit eligibility changes from 20 to 10 years for retirees 60 years of age or older.

The Commission established The Pennsylvania Turnpike Commission Retiree Medical Trust to provide these postemployment benefits other than pensions (OPEB). The Trust is administered by the Trustees. PNC Bank serves as custodian of the assets of the Trust. Payments from the Trust are made by the custodian at the direction of the Trustees.

Pennsylvania Turnpike Commission  
A Component Unit of the Commonwealth of Pennsylvania

Notes to Financial Statements (continued)

**10. Postemployment Benefits (continued)**

**Funding Policy**

The Commission approved a Retiree Medical Trust Funding Policy whereby the Commission anticipates approving an annual contribution to the Trust in the amount of the Annual Required Contribution (ARC) as determined by the Commission's actuary during the approval of each Operating Budget.

**Annual OPEB Cost and Net OPEB Asset**

For fiscal year 2011, the Commission's ARC was \$26,703,000. The Commission made contributions towards the ARC totaling \$28,504,790 which consisted of \$30,000,000 transferred to the Retiree Medical Trust offset by \$1,495,210 in retirees' contributions. The contributions were also offset by a \$26,722 ARC adjustment resulting in a net OPEB cost of \$26,729,722 for the fiscal year ended May 31, 2011. The Commission had an OPEB asset totaling \$3,539,250, which was recorded in other assets on the balance sheet at year end.

The Commission's ARC for fiscal 2010 was \$29,144,000. The Commission made contributions towards the ARC totaling \$28,677,160. The contributions towards the ARC consisted of \$30,000,000 transferred to the Retiree Medical Trust offset by \$1,322,840 in contributions from retirees. The contributions were also offset by a \$45,299 ARC adjustment resulting in a net OPEB cost of \$29,182,299 for the year ended May 31, 2010. The Commission had an OPEB asset totaling \$1,764,182 which was recorded in other assets on the balance sheet at year end.

The following chart summarizes the components of the Commission's annual OPEB cost for the years ended May 31, 2011, 2010 and 2009 and the amount contributed to the Plan.

Fiscal Year Ended May 31	Normal Cost	30-Year Level Dollar Amortization of the Unfunded Actuarial Accrued Liability (UAAL)	Mid-Year Contribution Interest	ARC Adjustment	Annual OPEB Cost	Actual Contributions	Percentage Contributed	Ending Net OPEB Asset
<i>(Dollar Amounts in Thousands)</i>								
2011	\$ 6,931	\$ 18,745	\$ 1,027	\$ 27	\$ 26,730	\$ 28,505	106.64%	\$ 3,539
2010	6,655	21,389	1,100	45	29,189	28,677	98.25%	1,764
2009	6,373	20,391	1,071	17	27,852	29,034	104.24%	2,276

Pennsylvania Turnpike Commission  
A Component Unit of the Commonwealth of Pennsylvania

Notes to Financial Statements (continued)

**10. Postemployment Benefits (continued)**

**Annual OPEB Cost and Net OPEB Asset (continued)**

The ARC and its components (normal cost, UAAL, and mid-year contribution interest) were obtained from the biennial actuarial valuations, prepared by an independent actuary. The most recent valuation was prepared as of March 1, 2010 using census data collected as of March 1, 2010 and health care claims for the period ended March 1, 2010.

Retiree and spouse contribution rates at May 31, 2011 are as follows:

- Management employees and union employees who retired prior to July 1, 1998 and October 1, 1997, respectively—the retiree/spouse contributes the full cost of coverage less the Commission’s monthly subsidy of \$19.28 once the retiree turns 65.
- Union employees who retired on October 1, 1997 or later—the retiree/spouse contributes the full cost of coverage less the Commission’s monthly subsidy of \$73.50 when the retiree or spouse reach age 65.
- Surviving spouses are paying 100% of the premiums, except for surviving spouses of Management employees who retired after March 1, 2001.

**Funding Status and Funding Progress**

Fiscal Year Ended May 31	Actuarial Value of Assets	Actuarial Accrued Liability (AAL)	Unfunded Actuarial Accrued Liability (UAAL)	Funded Ratio	Covered Payroll	UAAL as a Percentage of Covered Payroll
-----------------------------------	---------------------------------	--	---	-----------------	--------------------	--

*(Dollar Amounts in Thousands)*

2010	\$ 66,436	\$ 263,398	\$ 196,962	25.2%	\$ 123,754	159.2%
------	-----------	------------	------------	-------	------------	--------

The actuarial value of assets, AAL, and UAAL amounts for the fiscal year ended May 31, 2010 in the above chart was obtained from an actuarial valuation, prepared by an independent actuary, as of March 1, 2010.

The schedule of funding progress, presented as required supplementary information (RSI) following the notes to the financial statements, is to present multiyear trend information about whether the actuarial value of Plan assets is increasing or decreasing over time relative to the actuarial accrued liability for benefits.

Pennsylvania Turnpike Commission  
A Component Unit of the Commonwealth of Pennsylvania

Notes to Financial Statements (continued)

**10. Postemployment Benefits (continued)**

**Actuarial Methods and Assumptions**

The valuation measurements in the above charts are, in part, the result of estimates of the value of reported amounts and assumptions about the probability of events far into the future and such actuarially determined estimates are subject to continual revision as actual results are compared to past expectations and new estimates are made about the future. Also, the valuation measurements are based, in part, on the types of benefits provided under the terms of the substantive plan at the time of the valuation and on the pattern of sharing of costs between the Commission and the plan members through the respective valuation dates. The actuarial methods and assumptions used include techniques that are designed to reduce the effects of short-term volatility in actuarial accrued liabilities and the actuarial value of assets, consistent with the long-term perspective of the calculations.

Following is a summary of the actuarial methods and assumptions used in the March 1, 2010 valuation.

Actuarial cost method	Projected Unit Credit
Discount rate	8%
Rate of return on assets	8%
Amortization method	Level dollar
Amortization period	30 years (closed)
Asset valuation method	Fair value

<u>Health Care Trend</u>	<u>Medical</u>	<u>Prescription Drugs</u>	<u>Dental</u>	<u>Vision</u>
Initial Rate	10%	12%	5%	4%
Ultimate Rate	5% in 2020	5% in 2024	5%	4%
Annual Change	0.5% decrease	0.5% decrease	NA	NA
Cost	Incurred costs	Incurred costs	Incurred costs	Incurred costs

Salary increases were not considered as OPEB benefits are not based upon pay.

Pennsylvania Turnpike Commission  
A Component Unit of the Commonwealth of Pennsylvania

Notes to Financial Statements (continued)

**11. Self-Insurance**

The Commission is exposed to various risks of losses such as theft of, damage to, and destruction of assets, errors and omissions, third-party torts, injuries to employees, injuries to third parties due to accidents caused by Commission automobiles, and natural disasters. The Commission has purchased commercial insurance for all risks of losses, including employee medical benefits, except for torts, injuries to employees and injuries to third parties due to accidents caused by Commission automobiles. No settlements exceeded insurance coverage for each of the past three years.

The Commission recorded a liability of \$26.8 million and \$30.3 million for loss and loss adjustment expenses on claims relating to self-insurance that have been incurred but not reported as of May 31, 2011 and 2010, respectively. This liability is based on GASB Statement No. 10, *Accounting and Financial Reporting for Risk Financing and Related Insurance Issues*, which requires that a liability for claims be recorded if information prior to the issuance of the financial statements indicates that it is probable that a liability has been incurred at the date of the financial statements and the amount of the loss can be reasonably estimated. The liability is calculated based on the Commission's past loss experience. The liability for automobile and general tort was not discounted. The liability for workers' compensation was discounted using a rate of 4.05% for each of the fiscal years ended May 31, 2011 and 2010. The liability includes amounts for claims adjustment expense and is net of any salvage and subrogation. Salvage and subrogation were not material for the years ended May 31, 2011 and 2010. The Commission believes the liability established is reasonable and appropriate to provide for settlement of losses and related loss adjustment expenses.

Management believes that its reserve for claims incurred but not reported is determined in accordance with generally accepted actuarial principles and practices. However, estimating the ultimate liability is a complex and judgmental process inasmuch as the amounts are based on management's informed estimates and judgments using data currently available. As additional experience and data become available regarding claim payments and reporting patterns, legislative developments and economic conditions, the estimates are revised accordingly and the impact is reflected currently in the Commission's financial statements.

The self-insurance liabilities of \$26.8 million and \$30.3 million for fiscal years ended May 31, 2011 and 2010, respectively, are recorded as other noncurrent liabilities.

Pennsylvania Turnpike Commission  
A Component Unit of the Commonwealth of Pennsylvania

Notes to Financial Statements (continued)

**11. Self-Insurance (continued)**

The following summary provides aggregated information on self-insurance liabilities:

	June 1, 2010 Liability	Effects of Discount as of June 1, 2009	Incurring Claims		Paid Claims		Effects of Discount as of May 31, 2011	May 31, 2011 Liability
			Current Year	Prior Years	Current Year	Prior Years		
<i>(In Thousands)</i>								
<b>Year ended May 31, 2011</b>								
Workers' compensation	\$ 7,164	\$ 1,995	\$ 1,130	\$ 366	\$ (712)	\$ (1,782)	\$ (1,833)	\$ 6,328
Automobile/general tort	23,181	-	156	(2,464)	(107)	(289)	-	20,477
	<u>\$ 30,345</u>	<u>\$ 1,995</u>	<u>\$ 1,286</u>	<u>\$ (2,098)</u>	<u>\$ (819)</u>	<u>\$ (2,071)</u>	<u>\$ (1,833)</u>	<u>\$ 26,805</u>

	June 1, 2009 Liability	Effects of Discount as of June 1, 2009	Incurring Claims		Paid Claims		Effects of Discount as of May 31, 2010	May 31, 2010 Liability
			Current Year	Prior Years	Current Year	Prior Years		
<i>(In Thousands)</i>								
<b>Year ended May 31, 2010</b>								
Workers' compensation	\$ 7,724	\$ 2,099	\$ 902	\$ 1,133	\$ (491)	\$(2,208)	\$ (1,995)	\$ 7,164
Automobile/general tort	19,061	-	2,810	1,384	(21)	(53)	-	23,181
	<u>\$ 26,785</u>	<u>\$ 2,099</u>	<u>\$ 3,712</u>	<u>\$ 2,517</u>	<u>\$ (512)</u>	<u>\$(2,261)</u>	<u>\$ (1,995)</u>	<u>\$ 30,345</u>

The foregoing reflects an adjustment for a net redundancy \$2.1 million and a deficiency of \$2.5 million for the fiscal years ended May 31, 2011 and 2010, respectively, for prior years' incurred claims that resulted from a change in estimate as more information became available.

**12. Compensated Absences**

Sick leave is earned at a rate of 3.08 hours every two weeks, or ten days per year. Unused sick leave may be carried over from year to year up to a maximum of 18 days. In November of each year, employees are reimbursed for all accumulated unused sick leave above the maximum. Sick leave payouts were \$1.9 and \$2.0 million in November 2010 and 2009 respectively.

Vacation leave is earned at varying rates, depending on years of service. Management employees earn between 4.62 and 8.93 hours every two weeks. Union employees earn between 3.08 and 8.93 hours every two weeks.

Pennsylvania Turnpike Commission  
A Component Unit of the Commonwealth of Pennsylvania

Notes to Financial Statements (continued)

**12. Compensated Absences (continued)**

Upon termination of employment, all unused sick and vacation leave is paid to the employee. The compensated absences liabilities of \$16.2 million and \$17.0 million for fiscal years ended May 31, 2011 and 2010, respectively, are recorded as accounts payable and accrued liabilities and other noncurrent liabilities.

A summary of changes to compensated absences for the years ended May 31, 2011 and 2010 is as follows:

<b>Fiscal Year Ended May 31</b>	<b>Beginning Balance</b>	<b>Additions</b>	<b>Reductions</b>	<b>Ending Balance</b>	<b>Due Within One Year</b>
	<i>(In Thousands)</i>				
2011	\$ 16,970	\$ 11,841	\$ 12,629	\$ 16,182	\$ 10,182
2010	16,908	12,944	12,882	16,970	10,145

**13. Subsequent Events**

On September 21, 2011, Moody's Investors Service, Inc. lowered the long-term issuer rating and long-term senior unsecured debt rating of Merrill Lynch & Co., Inc. from A2 to Baa1. There has been no subsequent change in the ratings of Merrill Lynch & Co. by either Standard & Poor's Rating Services or Fitch Investors Service.



## Required Supplementary Information

Pennsylvania Turnpike Commission  
A Component Unit of the Commonwealth of Pennsylvania

Required Supplementary Information

**Schedule of Funding Progress – Postemployment Healthcare Benefits**  
*(In Thousands)*

<b>Actuarial Valuation Date</b>	<b>Actuarial Value of Assets</b>	<b>Actuarial Accrued Liability (AAL)</b>	<b>Unfunded AAL (UAAL)</b>	<b>Funded Ratio</b>	<b>Covered Payroll</b>	<b>UAAL as a Percentage of Covered Payroll</b>
March 1, 2010	\$ 66,436	\$ 263,398	\$ 196,962	25.20%	\$ 123,754	159.16%
March 1, 2008	14,000	228,067	214,067	6.10%	118,559	180.56%
February 28, 2006	-	167,785	167,785	0.00%	109,022	153.90%

## Other Supplementary Information

Pennsylvania Turnpike Commission  
A Component Unit of the Commonwealth of Pennsylvania

Other Supplementary Information

**Section Information**

For accounting purposes, the Pennsylvania Turnpike Commission maintains its records in three sections: Mainline, Oil Franchise, and Motor License. These sections are based on the types of revenues and the associated bond issues.

The Mainline section consists of income and expenses directly associated with the operations of the toll road. In addition, all bonds pledged against this revenue source are included in this section.

The Oil Company Franchise section consists of revenues received from the Commission's allocation of the Commonwealth's Oil Company Franchise Tax. This revenue is pledged against the Oil Company Franchise Tax Debt as listed in Note 6.

The Motor License section consists of an annual income of \$28 million which has been provided to the Commission pursuant to Section 20 of Act 3 of the Commonwealth of Pennsylvania. This income is pledged against the Motor License Registration Fee Debt as listed in Note 6.

Pennsylvania Turnpike Commission  
A Component Unit of the Commonwealth of Pennsylvania

Other Supplementary Information (continued)

**Section Information (continued)**

**Balance Sheets**

	May 31, 2011			Total
	Mainline	Oil Franchise	Motor License	
	<i>(In Thousands)</i>			
<b>Assets and deferred outflow of resources</b>				
Current assets:				
Cash and cash equivalents	\$ 126,084	\$ -	\$ -	\$ 126,084
Short-term investments	8,196	-	-	8,196
Accounts receivable	34,032	-	-	34,032
Accrued interest receivable	1,632	-	-	1,632
Inventories	23,549	-	-	23,549
Restricted current assets:				
Cash and cash equivalents	380,200	64,605	25,656	470,461
Short-term investments	218,191	21,177	2,114	241,482
Accounts receivable	2	3,705	-	3,707
Accrued interest receivable	3,633	1,694	121	5,448
Total current assets	<u>795,519</u>	<u>91,181</u>	<u>27,891</u>	<u>914,591</u>
Noncurrent assets:				
Long-term investments unrestricted	175,564	-	-	175,564
Long-term investments restricted	803,145	184,192	19,794	1,007,131
Total long-term investments	<u>978,709</u>	<u>184,192</u>	<u>19,794</u>	<u>1,182,695</u>
Capital assets not being depreciated:				
Land and intangibles	248,011	-	-	248,011
Assets under construction	1,151,520	-	-	1,151,520
Capital assets being depreciated:				
Buildings	813,936	-	-	813,936
Improvements other than buildings	92,725	-	-	92,725
Equipment	498,255	-	-	498,255
Infrastructure	6,041,749	-	-	6,041,749
Total capital assets before accumulated depreciation	<u>8,846,196</u>	<u>-</u>	<u>-</u>	<u>8,846,196</u>
Less accumulated depreciation	4,281,338	-	-	4,281,338
Total capital assets after accumulated depreciation	<u>4,564,858</u>	<u>-</u>	<u>-</u>	<u>4,564,858</u>
Other assets:				
Other assets	3,586	-	-	3,586
Deferred costs	55,793	13,043	4,320	73,156
Total other assets	<u>59,379</u>	<u>13,043</u>	<u>4,320</u>	<u>76,742</u>
Total noncurrent assets	<u>5,602,946</u>	<u>197,235</u>	<u>24,114</u>	<u>5,824,295</u>
Total assets	<u>6,398,465</u>	<u>288,416</u>	<u>52,005</u>	<u>6,738,886</u>
Deferred outflow of resources	33,033	-	34,122	67,155
Total assets and deferred outflow of resources	<u>\$ 6,431,498</u>	<u>\$ 288,416</u>	<u>\$ 86,127</u>	<u>\$ 6,806,041</u>

Pennsylvania Turnpike Commission  
A Component Unit of the Commonwealth of Pennsylvania

Other Supplementary Information (continued)

**Section Information (continued)**

**Balance Sheets (continued)**

	May 31, 2011			
	Mainline	Oil Franchise	Motor License	Total
	<i>(In Thousands)</i>			
<b>Liabilities, deferred inflow of resources, and net assets</b>				
Current liabilities:				
Accounts payable and accrued liabilities	\$ 256,472	\$ 44,261	\$ 6,386	\$ 307,119
Current portion of debt	283,250	15,195	6,095	304,540
Unearned income	35,876	-	-	35,876
Total current liabilities	<u>575,598</u>	<u>59,456</u>	<u>12,481</u>	<u>647,535</u>
Noncurrent liabilities:				
Debt, less current portion, net of unamortized premium/ discount and net of unamortized refunding loss	6,115,311	791,701	423,653	7,330,665
Other noncurrent liabilities	139,581	4,612	34,122	178,315
Total noncurrent liabilities	<u>6,254,892</u>	<u>796,313</u>	<u>457,775</u>	<u>7,508,980</u>
Total liabilities	<u>6,830,490</u>	<u>855,769</u>	<u>470,256</u>	<u>8,156,515</u>
Deferred inflow of resources	17,664	-	-	17,664
Net assets (deficit):				
Invested in capital assets, net of related debt	2,317,819	(804,104)	(427,375)	1,086,340
Restricted for construction purposes	-	225,380	43,246	268,626
Restricted for debt service	28,062	11,371	-	39,433
Unrestricted (deficit)	(2,762,537)	-	-	(2,762,537)
Total net assets (deficit)	<u>(416,656)</u>	<u>(567,353)</u>	<u>(384,129)</u>	<u>(1,368,138)</u>
Total liabilities, deferred inflow of resources and net assets	<u>\$ 6,431,498</u>	<u>\$ 288,416</u>	<u>\$ 86,127</u>	<u>\$ 6,806,041</u>

Pennsylvania Turnpike Commission  
A Component Unit of the Commonwealth of Pennsylvania

Other Supplementary Information (continued)

**Section Information (continued)**

**Statements of Revenues, Expenses, and Changes in Net Assets**

	Year Ended May 31, 2011			Total
	Mainline	Oil Franchise	Motor License	
	<i>(In Thousands)</i>			
Operating revenues:				
Net fares	\$ 739,704	\$ -	\$ -	\$ 739,704
Other	18,944	-	-	18,944
Total operating revenues	<u>758,648</u>	-	-	<u>758,648</u>
Operating expenses:				
Cost of services	358,157	1,679	34	359,870
Depreciation	281,587	-	-	281,587
Total operating expenses	<u>639,744</u>	<u>1,679</u>	<u>34</u>	<u>641,457</u>
Operating income (loss)	<u>118,904</u>	<u>(1,679)</u>	<u>(34)</u>	<u>117,191</u>
Nonoperating revenues (expenses):				
Investment earnings	10,327	13,270	969	24,566
Other nonoperating revenues	17,251	2,458	-	19,709
Act 44 payments to PennDOT	(450,000)	-	-	(450,000)
Capital assets transferred to PennDOT	-	-	-	-
Interest and bond expenses	(277,838)	(36,963)	(18,474)	(333,275)
Nonoperating expenses, net	<u>(700,260)</u>	<u>(21,235)</u>	<u>(17,505)</u>	<u>(739,000)</u>
Loss before capital contributions	<u>(581,356)</u>	<u>(22,914)</u>	<u>(17,539)</u>	<u>(621,809)</u>
Capital contributions	9,476	60,966	28,000	98,442
(Decrease) increase in net assets	<u>(571,880)</u>	<u>38,052</u>	<u>10,461</u>	<u>(523,367)</u>
Net assets (deficit) at beginning of year	32,820	(479,504)	(398,087)	(844,771)
Intersection transfers	122,404	(125,901)	3,497	-
Net deficit at end of year	<u>\$ (416,656)</u>	<u>\$ (567,353)</u>	<u>\$ (384,129)</u>	<u>\$ (1,368,138)</u>

Pennsylvania Turnpike Commission  
A Component Unit of the Commonwealth of Pennsylvania

Other Supplementary Information (continued)

**Section Information (continued)**

**Statements of Cash Flows**

	Year Ended May 31, 2011			
	Mainline	Oil	Motor	Total
		Franchise	License	
<i>(In Thousands)</i>				
<b>Operating activities</b>				
Cash received from customer tolls and deposits	\$ 754,954	\$ -	\$ -	\$ 754,954
Cash payments for goods and services	(232,229)	(909)	(45)	(233,183)
Cash payments to employees	(133,501)	(713)	-	(134,214)
Cash received from other operating activities	8,643	-	-	8,643
<b>Net cash provided by (used for) operating activities</b>	<b>397,867</b>	<b>(1,622)</b>	<b>(45)</b>	<b>396,200</b>
<b>Investing activities</b>				
Proceeds from sales and maturities of investments	2,835,253	626,977	46,851	3,509,081
Interest received on investments	13,465	7,902	748	22,115
Purchases of investments	(3,534,090)	(550,335)	(45,471)	(4,129,896)
<b>Net cash (used for) provided by investing activities</b>	<b>(685,372)</b>	<b>84,544</b>	<b>2,128</b>	<b>(598,700)</b>
<b>Capital and related financing activities</b>				
Capital grants received	13,202	30	-	13,232
Cash proceeds from motor license grant	-	-	28,000	28,000
Cash proceeds from oil company franchise tax	-	60,996	-	60,996
Construction and acquisition of capital assets	(351,573)	(122,108)	-	(473,681)
Proceeds from sale of capital assets	2,976	-	-	2,976
Payments for bond and swap expenses	(2,631)	(707)	(12)	(3,350)
Payments for redemption of debt	(545,215)	(14,605)	(5,880)	(565,700)
Interest paid on debt	(95,448)	(42,882)	(20,512)	(158,842)
Interest subsidy from Build America Bonds	16,746	2,446	-	19,192
Swap upfront payments	14,236	-	-	14,236
Proceeds from debt issuances	1,508,681	-	-	1,508,681
<b>Net cash provided by (used for) capital and related financing activities</b>	<b>\$ 560,974</b>	<b>\$ (116,830)</b>	<b>\$ 1,596</b>	<b>\$ 445,740</b>



Pennsylvania Turnpike Commission  
A Component Unit of the Commonwealth of Pennsylvania

Other Supplementary Information (continued)

**Section Information (continued)**

**Statements of Cash Flows (continued)**

	Year Ended May 31, 2011			
		Oil	Motor	
	Mainline	Franchise	License	Total
	<i>(In Thousands)</i>			
<b>Noncapital financing activities</b>				
Cash payments to PennDOT	\$(450,000)	\$ -	\$ -	\$(450,000)
Payments for bond and swap expenses	(796)	-	-	(796)
Payments for redemption of debt	(394,525)	-	-	(394,525)
Interest paid on debt	(123,043)	-	-	(123,043)
Proceeds from debt issuances	706,239	-	-	706,239
<b>Net cash (used for) provided by noncapital activities</b>	<b>(262,125)</b>	<b>-</b>	<b>-</b>	<b>(262,125)</b>
Net increase (decrease) in cash and cash equivalents	11,344	(33,908)	3,679	(18,885)
Cash and cash equivalents, beginning of year	494,940	98,513	21,977	615,430
Cash and cash equivalents, end of year	<u>\$ 506,284</u>	<u>\$ 64,605</u>	<u>\$ 25,656</u>	<u>\$ 596,545</u>
<b>Reconciliation of operating income (loss) to net cash provided by (used in) operating activities:</b>				
Operating income (loss)	\$ 118,904	\$ (1,679)	\$ (34)	\$ 117,191
Adjustments to reconcile operating income (loss) to net provided by (used for) operating activities:				
Depreciation	281,587	-	-	281,587
Change in operating assets and liabilities:				
Accounts receivable	79	-	-	79
Inventories	(1,247)	-	-	(1,247)
Other assets	(1,746)	-	-	(1,746)
Accounts payable and accrued liabilities	4,549	63	(11)	4,601
Other noncurrent liabilities	(4,259)	(6)	-	(4,265)
Net cash provided by (used for) operating activities	<u>\$ 397,867</u>	<u>\$ (1,622)</u>	<u>\$ (45)</u>	<u>\$ 396,200</u>

Pennsylvania Turnpike Commission  
A Component Unit of the Commonwealth of Pennsylvania

Other Supplementary Information (continued)

**Section Information (continued)**

**Statements of Cash Flows (continued)**

**Noncash activities**

The Commission recorded a net decrease of \$0.3 million in the fair value of its investments for the year ended May 31, 2011. (Decreases) Increases by section were: Mainline, \$(6.6) million; Oil Franchise, \$6.1 million and Motor License, \$0.2 million.

The Commission recorded \$5.8 million for the amortization of bond premium for the year ended May 31, 2011. Amortization by section was: Mainline, \$4.0 million; Oil Franchise, \$1.1 million and Motor License, \$0.7 million.

The Commission recorded \$20 million for the amortization of deferred refunding losses, amortization of bond issuance costs and amortization of swap agreement costs for the year ended May 31, 2011. Amortization by section was: Mainline, \$17.6 million; Oil Franchise, \$1.3 million and Motor License, \$1.1 million.

The Commission recorded an interest expense reduction of \$6.7 million in the Mainline section for the year ended May 31, 2011 related to GASB 53 entries.

The Commission records intersection activity related to revenue, expense, asset and liability transfer between its sections. Some of the intersection entries are related to cash transfers; others are noncash transfers as required. Net intersection transfers for the year ended May 31, 2011 were: to Mainline, \$122.4 million; from Oil Franchise, \$125.9 million; and to Motor License, \$3.5 million.

Pennsylvania Turnpike Commission  
A Component Unit of the Commonwealth of Pennsylvania

Other Supplementary Information (continued)

**Section Information (continued)**

**Balance Sheets (Restated)<sup>1</sup>**

	May 31, 2010			
	Mainline	Oil Franchise	Motor License	Total
	<i>(In Thousands)</i>			
<b>Assets and deferred outflow of resources</b>				
Current assets:				
Cash and cash equivalents	\$ 190,588	\$ -	\$ -	\$ 190,588
Short-term investments	8,549	-	-	8,549
Accounts receivable	37,968	-	-	37,968
Accrued interest receivable	478	-	-	478
Inventories	22,302	-	-	22,302
Restricted current assets:				
Cash and cash equivalents	304,352	98,513	21,977	424,842
Short-term investments	85,997	57,210	2,595	145,802
Accounts receivable	2	118	-	120
Accrued interest receivable	1,320	2,427	151	3,898
Total current assets	651,556	158,268	24,723	834,547
Noncurrent assets:				
Long-term investments:				
Long-term investments unrestricted	54,179	-	-	54,179
Long-term investments restricted	355,338	218,702	20,401	594,441
Total long-term investments	409,517	218,702	20,401	648,620
Capital assets not being depreciated:				
Land and intangibles	234,543	-	-	234,543
Assets under construction	1,200,456	-	-	1,200,456
Capital assets being depreciated:				
Buildings	765,723	-	-	765,723
Improvements other than buildings	87,312	-	-	87,312
Equipment	472,246	-	-	472,246
Infrastructure	5,653,976	-	-	5,653,976
Total capital assets before accumulated depreciation	8,414,256	-	-	8,414,256
Less accumulated depreciation	4,023,581	-	-	4,023,581
Total capital assets after accumulated depreciation	4,390,675	-	-	4,390,675
Other assets:				
Other assets	1,840	-	-	1,840
Deferred costs	46,947	13,636	4,451	65,034
Total other assets	48,787	13,636	4,451	66,874
Total noncurrent assets	4,848,979	232,338	24,852	5,106,169
Total assets	5,500,535	390,606	49,575	5,940,716
Deferred outflow of resources	72,649	-	26,970	99,619
Total assets and deferred outflow of resources	<u>\$ 5,573,184</u>	<u>\$ 390,606</u>	<u>\$ 76,545</u>	<u>\$ 6,040,335</u>

Pennsylvania Turnpike Commission  
A Component Unit of the Commonwealth of Pennsylvania

Other Supplementary Information (continued)

**Section Information (continued)**

**Balance Sheets (Restated)<sup>1</sup> (continued)**

	May 31, 2010			
	Mainline	Oil	Motor	Total
		Franchise	License	
<i>(In Thousands)</i>				
<b>Liabilities, deferred inflow of resources, and net assets</b>				
Current liabilities:				
Accounts payable and accrued liabilities	\$ 246,016	\$ 42,301	\$ 12,246	\$ 300,563
Current portion of debt	135,070	14,605	5,880	155,555
Unearned income	31,885	-	-	31,885
Total current liabilities	412,971	56,906	18,126	488,003
Noncurrent liabilities:				
Debt, less current portion, net of unamortized premium/discount and net of unamortized refunding loss	4,977,689	806,457	429,536	6,213,682
Other noncurrent liabilities	135,319	6,747	26,970	169,036
Total noncurrent liabilities	5,113,008	813,204	456,506	6,382,718
Total liabilities	5,525,979	870,110	474,632	6,870,721
Deferred inflow of resources	14,385	-	-	14,385
Net assets (deficit):				
Invested in capital assets, net of related debt	2,357,832	(732,230)	(438,610)	1,186,992
Restricted for construction purposes	-	240,256	40,523	280,779
Restricted for debt service	47,236	12,470	-	59,706
Unrestricted (deficit)	(2,372,248)	-	-	(2,372,248)
Total net assets (deficit)	32,820	(479,504)	(398,087)	(844,771)
Total liabilities, deferred inflow of resources and net assets	\$ 5,573,184	\$ 390,606	\$ 76,545	\$ 6,040,335

Pennsylvania Turnpike Commission  
A Component Unit of the Commonwealth of Pennsylvania

Other Supplementary Information (continued)

**Section Information (continued)**

**Statements of Revenues, Expenses, and Changes in Net Assets (Restated)<sup>1</sup>**

	Year Ended May 31, 2010			
	Mainline	Oil Franchise	Motor License	Total
	<i>(In Thousands)</i>			
Operating revenues:				
Net fares	\$ 693,827	\$ -	\$ -	\$ 693,827
Other	16,274	-	-	16,274
Total operating revenues	710,101	-	-	710,101
Operating expenses:				
Cost of services	375,819	2,193	414	378,426
Depreciation	260,316	-	-	260,316
Total operating expenses	636,135	2,193	414	638,742
Operating income (loss)	73,966	(2,193)	(414)	71,359
Nonoperating revenues (expenses):				
Investment earnings	8,444	8,340	1,246	18,030
Other nonoperating revenues	4,103	3,071	-	7,174
Act 44 payments to PennDOT	(900,000)	-	-	(900,000)
Capital assets transferred to PennDOT	(64,058)	-	-	(64,058)
Interest and bond expenses	(213,695)	(31,327)	(18,909)	(263,931)
Nonoperating expenses, net	(1,165,206)	(19,916)	(17,663)	(1,202,785)
Loss before capital contributions	(1,091,240)	(22,109)	(18,077)	(1,131,426)
Capital contributions	40,894	61,030	28,248	130,172
(Decrease) increase in net assets	(1,050,346)	38,921	10,171	(1,001,254)
Net assets (deficit) at beginning of year	861,911	(337,791)	(367,637)	156,483
Intersection transfers	221,255	(180,634)	(40,621)	-
Net assets (deficit) at end of year	\$ 32,820	\$ (479,504)	\$ (398,087)	\$ (844,771)

Pennsylvania Turnpike Commission  
A Component Unit of the Commonwealth of Pennsylvania

Other Supplementary Information (continued)

**Section Information (continued)**

**Statements of Cash Flows (Restated)<sup>1</sup>**

	Year Ended May 31, 2010			
	Oil		Motor	
	Mainline	Franchise	License	Total
	<i>(In Thousands)</i>			
<b>Operating activities</b>				
Cash received from customer tolls and deposits	\$ 699,626	\$ -	\$ -	\$ 699,626
Cash payments for goods and services	(240,794)	(1,313)	(319)	(242,426)
Cash payments to employees	(131,120)	(794)	(116)	(132,030)
Cash received from other operating activities	8,363	-	-	8,363
<b>Net cash provided by (used for) operating activities</b>	336,075	(2,107)	(435)	333,533
<b>Investing activities</b>				
Proceeds from sales and maturities of investments	1,105,454	219,040	25,638	1,350,132
Interest received on investments	9,255	8,064	1,018	18,337
Purchases of investments	(1,410,643)	(305,237)	(7,596)	(1,723,476)
<b>Net cash (used for) provided by investing activities</b>	(295,934)	(78,133)	19,060	(355,007)
<b>Capital and related financing activities</b>				
Capital grants received	2,888	6,813	984	10,685
Cash proceeds from motor license grant	-	-	28,000	28,000
Cash proceeds from oil company franchise tax	-	59,733	-	59,733
Construction and acquisition of capital assets	(419,685)	(170,764)	(39,402)	(629,851)
Proceeds from sale of capital assets	1,140	-	-	1,140
Payments for bond and swap expenses	(11,934)	(174)	(346)	(12,454)
Payments for redemption of debt	(601,300)	(55,245)	(5,685)	(662,230)
Interest paid on debt	(73,381)	(25,130)	(20,947)	(119,458)
Interest subsidy from Build America Bonds	5,386	3,071	-	8,457
Swap suspension payments received	11,835	8,873	-	20,708
Proceeds from debt issuances	894,109	297,287	-	1,191,396
<b>Net cash (used for) provided by capital and related financing activities</b>	\$ (190,942)	\$ 124,464	\$ (37,396)	\$ (103,874)

Pennsylvania Turnpike Commission  
A Component Unit of the Commonwealth of Pennsylvania

Other Supplementary Information (continued)

**Section Information (continued)**

**Statements of Cash Flows (Restated)<sup>1</sup> (continued)**

	Year Ended May 31, 2010			
	Mainline	Oil Franchise	Motor License	Total
	<i>(In Thousands)</i>			
<b>Noncapital financing activities</b>				
Cash payments to PennDOT	\$ (900,000)	\$ -	\$ -	\$ (900,000)
Payments for bond expenses	(1,154)	-	-	(1,154)
Payments for redemption of debt	(636,470)	-	-	(636,470)
Interest paid on debt	(84,422)	-	-	(84,422)
Proceeds from debt issuances	1,770,689	-	-	1,770,689
<b>Net cash provided by noncapital financing activities</b>	<b>148,643</b>	<b>-</b>	<b>-</b>	<b>148,643</b>
(Decrease) increase in cash and cash equivalents	(2,158)	44,224	(18,771)	23,295
Cash and cash equivalents at beginning of year	497,098	54,289	40,748	592,135
Cash and cash equivalents at end of year	<u>\$ 494,940</u>	<u>\$ 98,513</u>	<u>\$ 21,977</u>	<u>\$ 615,430</u>
<b>Reconciliation of operating income (loss) to net cash provided by (used in) operating activities:</b>				
Operating income (loss)	\$ 73,966	\$ (2,193)	\$ (414)	\$ 71,359
Adjustments to reconcile operating income (loss) to net cash provided by (used in) operating activities:				
Depreciation	260,316	-	-	260,316
Change in operating assets and liabilities:				
Accounts receivable	(3,257)	-	-	(3,257)
Inventories	(3,158)	-	-	(3,158)
Other assets	492	-	-	492
Accounts payable and accrued liabilities	3,744	86	(21)	3,809
Other noncurrent liabilities	3,972	-	-	3,972
<b>Net cash provided by (used in) operating activities</b>	<b>\$ 336,075</b>	<b>\$ (2,107)</b>	<b>\$ (435)</b>	<b>\$ 333,533</b>

<sup>1</sup>Note that amounts for 2009 have been restated as discussed in Note 2.

Pennsylvania Turnpike Commission  
A Component Unit of the Commonwealth of Pennsylvania

Other Supplementary Information (continued)

**Section Information (continued)**

**Statements of Cash Flows (continued)**

**Noncash activities**

The Commission recorded a net decrease of \$1.2 million in the fair value of its investments for the year ended May 31, 2010. (Decreases) Increases by section were: Mainline, \$(1.4) million; Oil Franchise, \$(0.1) million and Motor License, \$0.3 million.

The Commission recorded \$4.4 million for the amortization of bond premium for the year ended May 31, 2010. Amortization by section was: Mainline, \$2.6 million; Oil Franchise, \$1.1 million and Motor License, \$0.7 million.

The Commission recorded \$14.2 million for the amortization of deferred refunding losses, amortization of bond issuance costs and amortization of swap agreement costs for the year ended May 31, 2010. Amortization by section was: Mainline, \$11.9 million; Oil Franchise, \$1.2 million and Motor License, \$1.1 million.

The Commission recorded an interest expense reduction of \$3.3 million in the Mainline section for the year ended May 31, 2010 related to GASB 53 entries.

The Commission recorded \$34.0 million in total fair value for capital contributions for the year ended May 31, 2010. The capital contributions were recorded for the Mainline section only.

The Commission records intersection activity related to revenue, expense, asset and liability transfer between its sections. Some of the intersection entries are related to cash transfers; others are noncash transfers as required. Net intersection transfers for the year ended May 31, 2010 were: to Mainline, \$221.2 million; from Oil Franchise, \$180.6 million; and from Motor License, \$40.6 million.



## **APPENDIX C**

### **SUMMARY OF CERTAIN PROVISIONS OF THE SUBORDINATE INDENTURE**

#### **DEFINITIONS OF CERTAIN TERMS**

In addition to words and terms elsewhere defined in this Official Statement, the following words and terms as used in this Official Statement, including this APPENDIX C, and the Subordinate Indenture shall have the following meanings unless the context clearly indicates otherwise:

“Act 44” -- an Act of the General Assembly of Pennsylvania approved July 18, 2007, No. 2007-44, including all amendments and any successor act, as amended.

“Additional Subordinate Indenture Bonds” -- Subordinate Indenture Bonds of any Series, other than the Original Subordinate Indenture Bonds, authorized to be issued under the Subordinate Indenture.

“Administrative Expenses” -- costs and fees in connection with the Subordinate Indenture Bonds and Parity Obligations including, without limitation, costs and fees of the Trustee, Consultants, Counsel, Bond Counsel and the Commission.

“Administrative Expenses Fund” -- the fund created under the section “Creation of Funds.”

“Annual Debt Service” -- (a) the amount of principal and interest paid or payable with respect to Subordinate Indenture Bonds in a Fiscal Year plus (b) Reimbursement Obligations paid or payable by the Commission in such Fiscal Year (but only to the extent they are not duplicative of such principal and interest), plus (c) Approved Swap Agreement payments paid or payable by the Commission in such Fiscal Year, minus (d) the amounts, if any, paid or payable to the Commission in such Fiscal Year with respect to Approved Swap Agreements, provided that the difference between the amounts described in clauses (c) and (d) shall be included only to the extent that such difference would not be recognized as a result of the application of the assumptions set forth below. The following assumptions shall be used to determine the Annual Debt Service becoming due in any Fiscal Year:

1. in determining the principal amount paid or payable with respect to Subordinate Indenture Bonds or Reimbursement Obligations in each Fiscal Year, payment shall be assumed to be made in accordance with any amortization schedule established for such Indebtedness, including amounts paid or payable pursuant to any mandatory redemption schedule for such Indebtedness;
2. if any of the Indebtedness or proposed Indebtedness constitutes Balloon Indebtedness, then such amounts thereof as constitute Balloon Indebtedness shall be treated as if such Indebtedness is to be amortized in substantially equal annual installments of principal and interest over a term of 25 years from the date of issuance of such Indebtedness. Anything to the contrary in the Subordinate Indenture notwithstanding, during the year preceding the final maturity date of such Indebtedness, all of the principal thereof shall be considered to be due on such maturity date unless the Commission provides to the Trustee a certificate of a Financial Consultant certifying that, in its judgment, the Commission will be able to refinance such Balloon Indebtedness, in which event the Balloon Indebtedness shall be amortized over the term of the Indebtedness expected to

refinance such Balloon Indebtedness and shall bear the interest rate specified in the certificate of the Financial Consultant;

3. if any of the Indebtedness or proposed Indebtedness constitutes Variable Rate Indebtedness, then interest in future periods shall be based on the Assumed Variable Rate; and
4. termination or similar payments under an Approved Swap Agreement shall not be taken into account in any calculation of Annual Debt Service.

“Applicable Long-Term Indebtedness” -- includes Subordinate Indenture Bonds, Additional Subordinate Indenture Bonds and Parity Obligations.

“Approved Swap Agreement” -- shall have the meaning set forth under “Approved and Parity Swap Obligations.”

“Assumed Variable Rate” -- in the case of (a) Outstanding Variable Rate Indebtedness, the average interest rate on such Indebtedness for the most recently completed 12-month period; and (b) proposed Variable Rate Indebtedness, (1) which will, in the opinion of Bond Counsel delivered at the time of the issuance thereof be excluded from gross income for federal income tax purposes, the average of the Security Industry and Financial Markets Association Municipal Swap Index as the successor to the Bond Market Association Swap Index (“SIFMA Index”) for the 12 months ending 7 days preceding the date of calculation plus 100 basis points, or (2) in the case of Subordinate Indenture Bonds not described in clause (1), the London Interbank Offered Rate (“LIBOR”) most closely resembling the reset period for the Variable Rate Indebtedness plus 100 basis points; provided that if the SIFMA Index or LIBOR shall cease to be published, the index to be used in its place shall be that index which the Commission in consultation with the Financial Consultant determines most closely replicates such index, as set forth in a certificate of a Commission Official filed with the Trustee.

“Authenticating Agent” -- that Person designated and authorized to authenticate any series of Subordinate Indenture Bonds or such Person designated by the Authenticating Agent to serve such function, and shall initially be the Trustee.

“Authorized Denominations” -- with respect to any Additional Subordinate Indenture Bonds issued under a Supplemental Indenture, those denominations specified in such Supplemental Indenture.

“Balloon Indebtedness” -- Long-Term Indebtedness of which 25% or more of the principal matures in the same Fiscal Year and is not required by the documents pursuant to which such Indebtedness was issued to be amortized by payment or redemption prior to that Fiscal Year, provided that such Indebtedness will not constitute Balloon Indebtedness if the Trustee is provided a certificate of a Commission Official certifying that such Indebtedness is not to be treated as Balloon Indebtedness (because, by way of example, such Indebtedness is intended to serve as “wrap around” Indebtedness).

“Bank” -- as to any particular Series of Subordinate Indenture Bonds, each Person (other than a Bond Insurer or PennDOT) providing a letter of credit, a line of credit, a guaranty or another credit or liquidity enhancement facility as designated in the Supplemental Indenture providing for the issuance of such Subordinate Indenture Bonds.

“Bank Fee” -- any commission, fee or expense payable to a Bank pursuant to a Reimbursement Agreement (but not amounts payable as reimbursement for amounts drawn under a Credit Facility or interest on such amounts).

“Bankruptcy Law” -- Title 9 of the United States Code, as amended from time to time, and any successor to or replacement of such Title and any other applicable federal or state bankruptcy, insolvency or similar law.

“Beneficial Owner” -- the beneficial owner of any Subordinate Indenture Bond which is held by a nominee.

“Bond Buyer Index” -- shall mean the Bond Buyer 20 Bond Index as published weekly in “The Bond Buyer”. If such Index shall cease to be published, the Financial Consultant shall select another index which shall be reflective of the Commission’s fixed borrowing cost.

“Bond Counsel” -- any attorney or firm of attorneys whose experience in matters relating to the issuance of obligations by states and their political subdivisions is nationally recognized.

“Bond Insurer” -- as to any particular maturity or any particular Series of Subordinate Indenture Bonds, the Person undertaking to insure such Subordinate Indenture Bonds as designated in a Supplemental Indenture providing for the issuance of such Subordinate Indenture Bonds.

“Book-Entry-Only System” -- a system similar to the system described in the Subordinate Indenture pursuant to which bonds are registered in book-entry form.

“Business Day” -- any day other than a Saturday or a Sunday or a day on which banking institutions are required or authorized by law or executive order to remain closed in the city in which the designated office of the Trustee or any Bank is located, in the Commonwealth or in the City of New York.

“Capital Appreciation Bonds” -- any Additional Subordinate Indenture Bonds of any Series so designated in a Supplemental Indenture; provided, however, that the term “Capital Appreciation Bonds” shall only be used with respect to such Additional Subordinate Indenture Bonds of any Series the interest on which is payable only at maturity or earlier redemption in amounts determined by reference to the Compounded Amount of such Subordinate Indenture Bond.

“Chief Engineer” -- the employee of the Commission designated its “Chief Engineer” or any successor title.

“Class” -- the Revenue Bonds or their Holders, collectively, or the Special Revenue Bonds or their Holders, collectively, or any future type of Subordinate Indenture Bond, unique in its security or purposes in relation to other Subordinate Indenture Bonds, or its Holders, collectively.

“Code” -- the Internal Revenue Code of 1986, as amended, and the regulations proposed or in effect with respect thereto.

“Commonwealth” -- the Commonwealth of Pennsylvania.

“Commission Official” -- any commissioner, director, officer or employee of the Commission authorized to perform specific acts or duties by resolution duly adopted by the Commission.

“Commission Payments” -- the covenant by the Commission and the payments made by the Commission, all as set forth in the section “Commission Payments,” with respect to payments to be made to the Trustee.

“Commission Payments Fund” -- the fund created under the section “Creation of Funds.”

“Compounded Amount” -- any date and with respect to any particular Capital Appreciation Bond or Convertible Capital Appreciation Bond, the Original Principal Amount of such Capital Appreciation Bond or Convertible Capital Appreciation Bond plus accretion of principal, based on compounding on each Compounding Date to the date of maturity thereof (with respect to a Capital Appreciation Bond) or the Current Interest Commencement Date (with respect to a Convertible Capital Appreciation Bond) at the same interest rate as shall produce a compound amount on such date of maturity or Current Interest Commencement Date, as applicable, equal to the principal amount thereof on such date; provided that Compounded Amount on any day which is not a Compounding Date shall be determined on the assumption that the Compounded Amount accrues in equal daily amounts between Compounding Dates.

“Compounding Date” -- the date on which interest on a Capital Appreciation Bond or Convertible Capital Appreciation Bond (prior to the Current Interest Commencement Date) is compounded and added to principal.

“Conditional Redemption” -- shall have the meaning set forth in the section “Notice of Redemption.”

“Consultant” -- a Person who shall be independent, appointed by the Commission as needed, qualified and having a nationwide and favorable reputation for skill and experience in such work for which the Consultant was appointed. In those situations in which a Consultant is appointed to survey risks and to recommend insurance coverage, such Consultant may be a broker or agent with whom the Commission transacts business.

“Convertible Capital Appreciation Bond” -- any Additional Subordinate Indenture Bonds of any Series so designated in a Supplemental Indenture as to which prior to the Current Interest Commencement Date with respect thereto, interest will not be paid on a current basis, but will be added to the principal on each Compounding Date, and after the Current Interest Commencement Date interest will be paid on a current basis on the Compounded Amount as of the Current Interest Commencement Date.

“Counsel” -- an attorney or law firm (who may, without limitation, be counsel for the Commission, the Commonwealth or other governmental entity or agency of the Commonwealth) not unsatisfactory to the Trustee.

“Credit Facility” -- any letter of credit, line of credit, standby letter of credit, DSRF Security, indemnity or surety insurance policy or agreement to purchase a debt obligation or any similar extension of credit, credit enhancement or liquidity support obtained by the Commission from a responsible financial or insurance institution, to provide for or to secure payment of principal and purchase price of, and/or interest on Subordinate Indenture Bonds pursuant to the provisions of a Supplemental Indenture under which such Subordinate Indenture Bonds are issued. The use of such definition is not intended to preclude the Commission from providing the credit or liquidity support with respect to one or more series of Subordinate Indenture Bonds directly rather than through a financial or insurance institution.

“Current Interest Commencement Date” -- the date established prior to the issuance of each series of Convertible Capital Appreciation Bonds, as set forth in a Supplemental Indenture, at which time the semiannual compounding of interest ceases and after such date interest is payable currently on the Compounded Amount on the ensuing interest payment dates.

“Debt Service Fund” -- the fund described under the section “Creation of Funds.”

“Debt Service Reserve Fund” -- the fund described under the section “Creation of Funds.”

“Debt Service Reserve Fund Bonds” -- shall mean the Long-Term Indebtedness specified by the Commission in the Subordinate Indenture or any Supplemental Indenture that is secured by the Debt Service Reserve Fund as described in the section “Debt Service Reserve Fund.”

“Debt Service Reserve Requirement” -- the amount equal to the lesser of (1) Maximum Annual Debt Service on account of all the Debt Service Reserve Fund Bonds, (2) 10% of the aggregate Outstanding principal amount of all the Debt Service Reserve Fund Bonds, and (3) 125% of average Annual Debt Service for all Debt Service Reserve Fund Bonds for each Fiscal Year for the remaining life of such Bonds, provided in any such case that such amount does not exceed what is permitted by the Code.

“Defeasance Securities” --

- (a) Cash,
- (b) Government Obligations,
- (c) Government Obligations which have been stripped by the U.S. Treasury and CATS, TIGRS and similar securities,
- (d) Resolution Funding Corp. strips which have been stripped by the Federal Reserve Bank of New York,
- (e) Pre-refunded obligations of a state or municipality rated in the highest rating category by the Rating Agency, and
- (f) Obligations issued by the following agencies which are backed by the full faith and credit of the U.S.:
  - (1) Farmers Home Administration  
Certificates of beneficial ownership
  - (2) Federal Financing Bank
  - (3) General Services Administration Participation certificates
  - (4) U.S. Maritime Administration Guaranteed Title XI financing
  - (5) U.S. Department of Housing and Urban Development Project  
Notes Local Authority Bonds New Communities  
Debentures - U.S. government guaranteed debentures
  - (6) U.S. Public Housing Notes and Bonds  
U.S. government guaranteed public housing notes and bonds

“Depositary” -- a bank or trust company designated as such by the Commission to receive moneys under the provisions of the Subordinate Indenture and approved by the Trustee, and shall include the Trustee.

“Depository Participants” -- any Person for which the Securities Depository holds Subordinate Indenture Bonds as securities depository.

“DSRF Security” -- shall have the meaning set forth in the section “Debt Service Reserve Fund.”

“DTC” -- shall mean The Depository Trust Company.

“Enabling Acts” -- shall mean the Act approved May 21, 1937, P.L. 774, as amended by Acts approved on various dates, including May 24, 1945 P.L. 972, February 26, 1947, P.L. 17, May 23, 1951, P.L. 335, August 14, 1951, P.L. 1232 and September 30, 1985, P.L. 240 and Act 44, as amended, and any successor acts, as amended.

“Event of Bankruptcy” -- the filing of a petition in bankruptcy (or other commencement of a bankruptcy or similar proceedings) by or against the Commission as debtor, under Bankruptcy Law.

“Event of Default” -- those events specified in the section “Events of Default” in the Subordinate Indenture and such other events specified in any Supplemental Indentures.

“Financial Consultant” -- any financial advisor or firm of financial advisors of favorable national reputation for skill and experience in performing the duties for which a Financial Consultant is required to be employed pursuant to the provisions in the Subordinate Indenture and who is retained by the Commission as a Financial Consultant for the purposes of the Subordinate Indenture.

“Fiscal Year” -- the period commencing on the first day of June and ending on the last day of May of the following year.

“Fitch” -- Fitch, Inc., its successors and assigns, and, if such corporation shall for any reason no longer perform the functions of a securities rating agency, “Fitch” shall be deemed to refer to any other nationally recognized rating agency designated by the Commission.

“Fixed Rate Bonds” -- Subordinate Indenture Bonds issued at a fixed interest rate.

“Funding Agreement” -- the Lease and Funding Agreement dated as of October 14, 2007, as it may be amended, between the Commission and PennDOT.

“Funding Agreement Rental Payments” -- rental payments required by the Funding Agreement.

“General Reserve Fund” -- the General Reserve Fund created under the Senior Indenture.

“Government Obligations” --

- (a) direct obligations of, or obligations the principal of and interest on which are unconditionally guaranteed as to full and timely payment by, the U.S.,
- (b) obligations issued by a Person controlled or supervised by and acting as an instrumentality of the U.S., the payment of the principal of and interest on which is fully and unconditionally guaranteed as a full faith and credit obligation of the U.S. (including any securities described in clause (a) above issued or held in book entry form in the name of the Trustee only on the books of the Department of Treasury of the U.S.),

- (c) any certificates or any other evidences of an ownership interest in obligations or specified portions thereof (which may consist of specified portions of the interest thereon) of the character described in clause (a) or (b) above, which obligations are held by a bank or trust company organized and existing under the laws of the U.S. or any state thereof in the capacity of custodian,
- (d) stripped obligations of interest issued by the Resolution Funding Corporation pursuant to the Financial Institutions Reform, Recovery and Enforcement Act of 1989 (“FIRREA”), the interest on which, to the extent not paid from other specified sources, is payable when due by the Secretary of the Treasury pursuant to FIRREA, and
- (e) obligations of any state or political subdivision thereof or any agency or instrumentality of such a state or political subdivision, provided that cash, obligations described in clause (a), (b), (c) or (d) above, or a combination thereof have been irrevocably pledged to and deposited into a segregated escrow account for the payment when due of the principal or redemption price of and interest on such obligations, and provided further that, at the time of purchase, such obligations are rated by the Rating Agency in its highest rating category.

“Immediate Notice” -- notice transmitted by electronic means, in writing, by telecopier or other electronic means or by telephone (promptly confirmed in writing) and received by the Person to whom it was addressed.

“Indebtedness” -- any obligation or debt incurred for money borrowed.

“Interest Payment Date” -- with respect to each series of Subordinate Indenture Bonds, the dates which are defined as such in the Supplemental Indenture under which such Subordinate Indenture Bonds are issued. However, in each case, if the date specified above is not a Business Day then the Interest Payment Date shall be the Business Day next succeeding the date specified above.

“Interest Sub-Account” -- the account described under the section “Debt Service Fund.”

“Issuance Cost” -- costs incurred by or on behalf of the Commission in connection with the issuance of Subordinate Indenture Bonds including, without limitation, the following: payment of financial, legal, accounting and appraisal fees and expenses, the Commission’s fees and expenses attributable to the issuance of the Subordinate Indenture Bonds, the cost of printing, engraving and reproduction services, fees and expenses incurred in connection with any Credit Facility and any Approved Swap Obligation, legal fees and expenses for Bond Counsel, Commission’s counsel, Trustee’s counsel and Underwriter’s counsel relating to the issuance of the Subordinate Indenture Bonds, the initial or acceptance fee of the Trustee, and all other fees, charges and expenses incurred in connection with the issuance of the Subordinate Indenture Bonds and the preparation of the Subordinate Indenture.

“Letter of Representations” -- the letter of representations or similar document executed by the Commission and delivered to the Securities Depository (and any amendments thereto or successor agreements) for one or more Series of Book Entry Bonds.

“Long-Term Indebtedness” -- all Indebtedness, which is not (a) Short-Term Indebtedness or (b) Subordinated Indebtedness.

“Maximum Annual Debt Service” -- at any point in time, the maximum amount of annual Debt Service on all applicable Long-Term Indebtedness paid or payable in the then current or any future Fiscal Year.

“Moody’s” -- Moody’s Investors Service, a corporation organized and existing under the laws of the State of Delaware, its successors and their assigns, and, if such corporation shall for any reason no longer perform the functions of a securities rating agency, “Moody’s” shall be deemed to refer to any other nationally recognized rating agency designated by the Commission.

“Motor License Fund” -- the Commonwealth Motor License Fund.

“Motor License Fund Repayment Fund” -- the fund described under the section “Creation of Funds.”

“Original Principal Amount” -- the Compounded Amount of any Capital Appreciation Bond or Convertible Capital Appreciation Bond as of the date of original issuance.

“Original Subordinate Indenture Bonds” -- the Commission’s Subordinated Turnpike Revenue Bonds, Series 2008A, in an aggregate principal amount of \$244,855,000.

“Outstanding” or “outstanding” in connection with Subordinate Indenture Bonds -- all Subordinate Indenture Bonds which have been authenticated and delivered under the Subordinate Indenture, except:

- (a) Subordinate Indenture Bonds theretofore cancelled or delivered to the Trustee for cancellation under the Subordinate Indenture;
- (b) Subordinate Indenture Bonds which are deemed to be no longer Outstanding in accordance with the section “Defeasance; Deposit of Funds for Payment of Subordinate Indenture Bonds”; and
- (c) Subordinate Indenture Bonds in substitution for which other Subordinate Indenture Bonds have been authenticated and delivered pursuant to the Subordinate Indenture.

In determining whether the owners of a requisite aggregate principal amount of Subordinate Indenture Bonds Outstanding have concurred in any request, demand, authorization, direction, notice, consent or waiver under the provisions in the Subordinate Indenture, Subordinate Indenture Bonds which are held by or on behalf of the Commission (unless all of the Outstanding Subordinate Indenture Bonds are then owned by the Commission) shall be disregarded for the purpose of any such determination.

“Parity Obligations” -- Revenue Bonds Parity Obligations and Special Revenue Bonds Parity Obligations as separately secured in accordance with the Subordinate Indenture.

“Parity Swap Agreement” -- shall have the meaning set forth in the section “Approved and Parity Swap Obligations.”

“Parity Swap Agreement Counterparty” -- the counterparty to a Parity Swap Agreement with the Commission or with the Trustee.



“Paying Agent” -- with respect to any series of Subordinate Indenture Bonds, that Person appointed pursuant to the Subordinate Indenture to make payments to Subordinate Indenture Bondholders of interest and/or principal pursuant to the terms of the Subordinate Indenture, which initially shall be the Trustee.

“Payments” -- Funding Agreement, grant or other payments to PennDOT pursuant to the provisions of Act 44 or the Funding Agreement.

“PennDOT” -- Pennsylvania Department of Transportation.

“Permitted Investments” -- (to the extent permitted by law)

- (a) Government Obligations;
- (b) obligations issued or guaranteed as to full and timely payment of principal and interest by any agency or Person controlled or supervised by and acting as an instrumentality of the U.S., pursuant to authority granted by the U.S. Congress;
- (c) obligations of the Governmental National Mortgage Association, Farmers Home Administration, Federal Financing Bank, Federal Housing Administration, Maritime Administration and Public Housing Authorities, provided that the full and timely payment of the principal and interest on such obligations shall be unconditionally guaranteed by the U.S.;
- (d) obligations of the Federal Intermediate Credit Corporation and of the Federal National Mortgage Association;
- (e) obligations of the Federal Banks for Cooperation;
- (f) obligations of Federal Land Banks;
- (g) obligations of Federal Home Loan Banks; provided that the obligations described in clauses (c) through (f) above shall constitute Permitted Investments only to the extent that the Rating Agency has assigned a rating to such obligations which is not lower than the highest rating assigned by such Rating Agency to any series of Subordinate Indenture Bonds then Outstanding;
- (h) certificates of deposit of any bank, savings and loan or trust company organized under the laws of the U.S. or any state thereof, including the Trustee or any holder of the Subordinate Indenture Bonds, provided that such certificates of deposit shall be fully collateralized (with a prior perfected security interest), to the extent they are not insured by the Federal Deposit Insurance Corporation, by Permitted Investments described in (a), (b), (c), (d), (e), (f) or (g) above having a market value at all times equal to the uninsured amount of such deposit;
- (i) Money market funds registered under the Investment Company Act of 1940, whose shares are registered under the Securities Act of 1933, including funds for which the Trustee, its parent, its affiliates or its subsidiaries

provide investment advisory or other management services, and which are rated by S&P, Moody's and Fitch in one of their two highest rating categories;

- (j) investment agreements (which term, for purposes of this clause, shall not include repurchase agreements) with a Qualified Financial Institution;
- (k) repurchase agreements with banks or primary government dealers reporting to the Federal Reserve Bank of New York ("Repurchasers"), including but not limited to the Trustee and any of its affiliates, provided that each such repurchase agreement results in transfer to the Trustee of legal and equitable title to, or the granting to the Trustee of a prior perfected security interest in, identified Permitted Investments described in (a), (b), (c), (d), (e), (f) or (g) above which are free and clear of any claims by third parties and are segregated in a custodial or trust account held either by the Trustee or by a third party (other than the Repurchaser) as the agent solely of, or in trust solely for the benefit of, the Trustee, provided that Government Obligations acquired pursuant to such repurchase agreements shall be valued at the lower of the then current market value of such Government Obligations or the repurchase price thereof set forth in the applicable repurchase agreement;
- (l) Bonds or notes issued by any state or municipality which are rated by S&P, Moody's and Fitch in one of their two highest rating categories;
- (m) Commercial paper rated in the highest short term, note or commercial paper Rating Category by S&P, Moody's and Fitch;
- (n) Any auction rate certificates which are rated by S&P, Moody's and Fitch in one of their two highest rating categories;
- (o) Corporate bonds and medium term notes rated at least "AA-" by Moody's and S&P;
- (p) Asset-backed securities rated in the highest rating category by Moody's and S&P; or
- (q) Any other investment approved by the Commission for which confirmation is received from the Rating Agency that such investment will not adversely affect such Rating Agency's rating on such Subordinate Indenture Bonds.

"Person" -- an individual, public body, a public instrumentality, a corporation, a limited liability company, a partnership, limited liability partnership, an association, a joint stock company, a trust and any unincorporated organization.

"Policy Costs" -- a periodic fee or charge required to be paid to maintain a DSRF Security.

"Principal Sub-Account"-- the account described under the section "Debt Service Fund."

"Project" or "Cost"-- any financing which is authorized by the Enabling Acts or which may be hereafter authorized by law.

“Projected Annual Debt Service” -- for any future period of time, shall equal the amount of Maximum Annual Debt Service on all Long-Term Indebtedness then Outstanding and on any Long-Term Indebtedness proposed to be issued.

“Projected Debt Service Coverage Ratio” -- for the immediately two following Fiscal Years, the ratio determined by dividing the projected amounts to be paid into the General Reserve Fund for each of such years by the Projected Annual Debt Service for each of such years.

“Qualified Financial Institution” -- (a) any U.S. domestic institution which is a bank, trust company, national banking association or a corporation, including the Trustee and any of its affiliates, subject to registration with the Board of Governors of the Federal Reserve System under the Bank Holding Company Act of 1956, or a member of the National Association of Securities Dealers, Inc. whose unsecured obligations or uncollateralized long-term debt obligations have been assigned a rating within the two highest rating categories by the Rating Agency or which has issued a letter of credit, contract, agreement or surety bond in support of debt obligations which have been so rated; (b) an insurance company with a claims-paying ability or a corporation whose obligations are guaranteed by an insurance company (in the form of an insurance policy) or by an insurance holding company rated in the highest rating category by the Rating Agency or whose unsecured obligations or uncollateralized long-term debt obligations have been assigned a rating within the highest rating category by the Rating Agency; or (c) any banking institution whose unsecured obligations or uncollateralized long-term debt obligations have been assigned a rating within one of the two highest rating categories by the Rating Agency.

“Rate Covenant” -- the requirement to establish and maintain a schedule of Tolls sufficient to provide the funds required pursuant to the section “Rate Covenant.”

“Rating Agency” -- Fitch, Moody’s, S&P and such other nationally recognized securities rating agency as may be so designated in writing to the Trustee by a Commission Official.

“Rating Category” -- each major rating classification established by the Rating Agency, determined without regard to gradations such as “1,” “2” and “3” or “plus” and “minus.”

“Rebate Fund” -- the fund described under the section “Creation of Funds.”

“Rebate Regulations” -- the Treasury Regulations issued under Section 148(f) of the Code.

“Record Date” -- unless otherwise provided with respect to any series of Subordinate Indenture Bonds in a Supplemental Indenture: (a) for Subordinate Indenture Bonds on which interest is payable on the first day of a month, the fifteenth day of the immediately preceding month; or (b) for Subordinate Indenture Bonds on which interest is payable on the fifteenth day of a month, the last day of the immediately preceding month. However, in each case, if the date specified above is not a Business Day, then the Record Date shall be the Business Day next preceding the date specified above.

“Reimbursement Agreement” -- an agreement between the Commission and one or more Banks pursuant to which, among other things, such Bank or Banks issue a Credit Facility with respect to Subordinate Indenture Bonds of one or more Series and the Commission agrees to reimburse such Bank or Banks for any drawings made thereunder.

“Reimbursement Obligation” -- an obligation of the Commission pursuant to a Reimbursement Agreement to repay any amounts drawn under a Credit Facility and to pay interest on such drawn amounts pursuant to such Reimbursement Agreement.

“Residual Fund” -- the fund described under the section “Creation of Funds.”

“Responsible Officer” -- when used with respect to the Trustee, any officer in the corporate trust department (or any successor thereto) of the Trustee, or any other officer or representative of the Trustee customarily performing functions similar to those performed by any of such officers and also means, with respect to a particular corporate trust matter, any other officer of the Trustee to whom such matter is referred because of that officer’s knowledge of and familiarity with the particular subject.

“Revenue Bonds Account” -- the account described under the section “Debt Service Fund.”

“Revenue Bonds” -- bonds described in the section “Subordinate Turnpike Revenue Bonds” and which are not secured by Commonwealth Motor License Fund Payments but have a senior claim on Commission Payments.

“Revenue Bonds Parity Obligations” -- Revenue Bonds and all other obligations agreed by the Commission to be on a parity therewith.

“S&P” -- Standard & Poor’s, a division of McGraw-Hill, Inc., a corporation organized and existing under the laws of the State of New York, its successors and their assigns, and, if such corporation shall for any reason no longer perform the functions of a securities rating agency, “S&P” shall be deemed to refer to any other nationally recognized securities rating agency designated by the Commission.

“Secured Owner” -- each Person who is an Subordinate Indenture Bondholder of any Subordinate Indenture Bonds, each Parity Swap Agreement Counterparty providing a Parity Swap Agreement, each Bank providing a Credit Facility, each Bond Insurer providing a Bond insurance policy with respect to a Parity Obligation, each provider of a DSRF Security and holders of other Parity Obligations.

“Securities Depository” -- a Person that is registered as a clearing agency under Section 17A of the Securities Exchange Act of 1934 or whose business is confined to the performance of the functions of a clearing agency with respect to exempted securities, as defined in Section 3(a)(12) of such Act for the purposes of Section 17A thereof.

“Senior Indenture” -- the Amended and Restated Trust Indenture originally dated as of July 1, 1986 and amended and restated as of March 1, 2001 between the Commission and U.S. Bank National Association, as successor trustee, as it may be amended, supplemented or replaced, in connection with the Commission’s main line toll revenue bonds.

“Senior Indenture Trustee” -- the legal person that is the trustee under the Senior Indenture whether by contract or operation of law.

“Series” or “Sub-Series” means any series or sub-series of bonds issued pursuant to the Subordinate Indenture or any Supplemental Indenture.

“Short-Term Indebtedness” -- all Indebtedness which matures in less than 365 days and is designated as Short-Term Indebtedness pursuant to the Subordinate Indenture. In the event a Bank has extended a line of credit or the Commission has undertaken a commercial paper or similar program, only amounts actually borrowed under such line of credit or program and repayable in less than 365 days shall be considered Short-Term Indebtedness and the full amount of such commitment or program shall not be treated as Short-Term Indebtedness to the extent that such facility remains undrawn.

“Special Record Date” -- the date or dates specified in a Supplemental Indenture with respect to Additional Subordinate Indenture Bonds issued under such Supplemental Indenture.

“Special Revenue Bonds” -- bonds issued pursuant to the Subordinate Indenture and authorized pursuant to Section 9511.4 of Act 44 which are secured by Commonwealth Motor License Fund payments but are subordinate to Revenue Bonds with respect to their claim on Commission Payments.

“Special Revenue Bonds Account” -- the account described under the section “Debt Service Fund.”

“Special Revenue Bonds Funded Debt Service Sub-Account” -- the account described under the section “Debt Service Fund.”

“Special Revenue Bonds Funded Debt Service Sub-Account Requirement” -- the funds to be deposited in the Special Revenue Bonds Funded Debt Service Sub-Account in the amounts and at the times as described in the section “Debt Service Fund.”

“Special Revenue Bonds Parity Obligations” -- Special Revenue Bonds and all other obligations agreed by the Commission to be on a parity therewith with respect to their claim on Commission Payments.

“Special Revenue Bonds Payments” -- payments received from the Commonwealth’s Motor License Fund pursuant to Act 44 for the purpose of paying debt service on Special Revenue Bonds.

“Special Revenue Bonds Receipts Account” -- the account described under the section “Debt Service Fund.”

“Subordinate Indenture” -- the Subordinate Trust Indenture dated as of April 1, 2008 by and between the Commission and the Trustee as supplemented and amended from time to time.

“Subordinate Indenture Bond” or “Subordinate Indenture Bonds” -- Original Subordinate Indenture Bonds and all other indebtedness of any kind or class, including bonds, notes, bond anticipation notes, commercial paper and other obligations, issued as Additional Subordinate Indenture Bonds under the Subordinate Indenture, other than Additional Subordinate Indenture Bonds issued as Subordinated Indebtedness.

“Subordinate Indenture Bond Owner,” “Subordinate Indenture Bondholder,” “Holder,” “Owner” or “Registered Owner” (or the lower case version of the same) -- the Person in whose name any Subordinate Indenture Bond or Subordinate Indenture Bonds are registered on the books maintained by the Subordinate Indenture Registrar.

“Subordinate Indenture Bond Register” -- the register maintained pursuant to the Subordinate Indenture.

“Subordinate Indenture Bond Registrar” -- with respect to any series of Subordinate Indenture Bonds, that Person which maintains the Subordinate Indenture Bond Register or such other entity designated by the Subordinate Indenture Bond Registrar to serve such function and initially shall be the Trustee.

“Subordinated Indebtedness” -- Indebtedness incurred pursuant to the Subordinate Indenture.

“Supplemental Indenture” -- any supplemental indenture to the Subordinate Indenture, now or hereafter duly authorized and entered into in accordance with the provisions of the Subordinate Indenture.

“Swap Agreement” -- shall have the meaning set forth in the section “Approved and Parity Swap Obligations.”

“System” -- what are commonly referred to as the “Main Line” and the “Northeast Extension” of the Commission and any other roads for which the Commission has operational responsibility and is collecting Tolls, unless the Commission identifies such roads in a writing addressed to the Trustee (other than the “Main Line” and the “Northeast Extension”) as not being part of the System for the purposes of the Subordinate Indenture. Notwithstanding the foregoing, no portion of Interstate 80 shall be deemed to be a portion of the “System” unless the Commission affirmatively makes such election in a writing to the Trustee.

“Tender Indebtedness” -- any Indebtedness or portion thereof:

- (a) the terms of which include (1) an option or an obligation on the part of the Secured Owner to tender all or a portion of such Indebtedness to the Commission, the Trustee, the Paying Agent or another fiduciary or agent for payment or purchase and (2) a requirement on the part of the Commission to purchase or cause to be purchased such Indebtedness or portion thereof if properly presented; and
- (b) which is rated in either (1) one of the two highest long-term Rating Categories by the Rating Agency or (2) the highest short-term, note or commercial paper Rating Category by the Rating Agency.

“Tolls” -- all rates, rents, fees, charges, fines or other income derived by the Commission from vehicular usage of the System, and all rights to receive the same.

“Trustee” -- Wells Fargo Bank, N.A., and any bank or trust company appointed as successor trustee under the Subordinate Indenture.

“Trust Estate” -- has the meaning provided in the forepart of this Official Statement.

“U.S.” -- United States of America.

“Variable Rate Bonds” — Subordinate Indenture Bonds issued as Variable Rate Indebtedness.

“Variable Rate Indebtedness” -- any Indebtedness the interest rate on which fluctuates from time to time subsequent to the time of incurrence. Variable Rate Indebtedness may include, without limitation, (a) “auction rate” Indebtedness, that is, Variable Rate Indebtedness (1) the interest rate applicable to which (after an initial period following the issuance thereof or the conversion thereof to such an interest rate mode) is reset from time to time through an auction or bidding system and (2) which the Commission has no obligation to repurchase in connection with the resetting of the interest rate applicable thereto except to the extent proceeds are available for such purpose either from the remarketing of such Variable Rate Indebtedness or from such other sources as identified in the Supplemental Indenture pursuant to which such Variable Rate Indebtedness was issued, (b) Tender Indebtedness, (c) commercial paper Indebtedness which is intended to be reissued and refinanced periodically, or (d) other forms of Indebtedness on which the interest fluctuates or is subject to being set or reset from time to time.

## **SUBORDINATE INDENTURE**

### **SUBORDINATE TURNPIKE REVENUE BONDS**

Revenue Bonds shall be issued under the Subordinate Indenture for the purpose of making Payments to PennDOT to finance transit programs, highway and bridge construction and other purposes pursuant to Act 44. The Revenue Bonds shall be senior in right of payment to the Special Revenue Bonds.

### **SUBORDINATE SPECIAL REVENUE TURNPIKE REVENUE BONDS**

Subordinate Special Revenue Turnpike Revenue Bonds (“Special Revenue Bonds”) shall be issued under the Subordinate Indenture for the purpose of making Funding Agreement Rental Payments to PennDOT for the purposes of financing highway and bridge construction and paying other Costs of the Department (as defined in Act 44). The payment of debt service on the Special Revenue Bonds shall be junior in right of payment to the payment of debt service on the Revenue Bonds and the restoration of any deficiency in the Debt Service Reserve Fund for the Revenue Bonds pursuant to the Subordinate Indenture.

### **LIMITED OBLIGATIONS**

The Subordinate Indenture Bonds shall be limited obligations of the Commission, payable solely from the Trust Estate. The Subordinate Indenture Bonds shall constitute a valid claim of the respective owners thereof against the Trust Estate to the extent provided in the Subordinate Indenture, which is pledged to secure the payment of the principal of, redemption premium, if any, and interest on the Subordinate Indenture Bonds as provided in the Subordinate Indenture, and which shall be utilized for no other purpose, except as expressly authorized in the Subordinate Indenture. The Subordinate Indenture Bonds shall not constitute general obligations of the Commission and under no circumstances shall the Subordinate Indenture Bonds be payable from, nor shall the holders thereof have any rightful claim to, any income, revenues, funds or assets of the Commission other than those pledged in the Subordinate Indenture as security for the payment of the Subordinate Indenture Bonds.

### **ADDITIONAL SUBORDINATE INDENTURE BONDS**

The Commission will not issue or incur any other Indebtedness having a parity lien on the Trust Estate except for Additional Subordinate Indenture Bonds issued pursuant to this Section and other Parity Obligations. Additional Subordinate Indenture Bonds may be issued and the Trustee shall authenticate and deliver such Additional Subordinate Indenture Bonds when there have been filed with the Trustee the following:

- (a) A copy certified by a Commission Official of the resolution or resolutions of the Commission authorizing (1) the execution and delivery of a Supplemental Indenture providing for, among other things, the date, rate or rates of interest on, interest payment dates, maturity dates and redemption provisions of such Additional Subordinate Indenture Bonds, and (2) the issuance, sale, execution and delivery of the Additional Subordinate Indenture Bonds;
- (b) An original executed counterpart of the Supplemental Indenture;

- (c) An opinion or opinions of Bond Counsel, addressed to the Commission and the Trustee, to the effect that (1) issuance of the Additional Subordinate Indenture Bonds is permitted under the Subordinate Indenture, (2) each of the Supplemental Indenture and the Additional Subordinate Indenture Bonds has been duly authorized, executed and delivered and is a valid, binding and enforceable obligation of the Commission, subject to bankruptcy, equitable principles and other standard legal opinion exceptions and (3) subject to the last paragraph of this Section, interest on the Additional Subordinate Indenture Bonds is not included in gross income for federal income tax purposes under the Code;
- (d) A request and authorization of the Commission, signed by a Commission Official, to the Trustee to authenticate and deliver the Additional Subordinate Indenture Bonds to such Person or persons named therein after confirmation of payment to the Trustee for the account of the Commission of a specified sum (which may include directions as to the disposition of such sum);
- (e) A certificate of the Commission, signed by a Commission Official, that the Commission is not in default under the Subordinate Indenture and evidence satisfactory to the Trustee that, upon issuance of the Additional Subordinate Indenture Bonds, amounts will be deposited in the Funds under the Subordinate Indenture adequate for the necessary balances therein after issuance of the Additional Subordinate Indenture Bonds (including an amount sufficient to satisfy the Debt Service Reserve Requirement if the Additional Subordinate Indenture Bonds constitute Debt Service Reserve Fund Bonds);
- (f) A certificate of the Commission, signed by a Commission Official, specifying the amount of each Class of Subordinate Indenture Bonds Outstanding after issuance of the Additional Subordinate Indenture Bonds, identifying the Additional Subordinate Indenture Bonds as Revenue Bonds or Special Revenue Bonds, Short-Term Indebtedness, Long-Term Indebtedness or Subordinated Indebtedness and demonstrating with reasonable detail that the provisions of the Senior Indenture and of the Subordinate Indenture with respect to the incurrence of additional indebtedness have been met for the issuance of such Additional Subordinate Indenture Bonds; and
- (g) Such further documents, moneys and securities as are required by the provisions of the Supplemental Indenture.

Anything in the Subordinate Indenture to the contrary notwithstanding, Additional Subordinate Indenture Bonds may bear interest which is included in gross income for federal income tax purposes under the Code, in which event provisions in the Subordinate Indenture requiring or referencing the exclusion of interest on Subordinate Indenture Bonds from gross income for federal income tax purposes may be ignored or modified, as appropriate, as set forth in an opinion of Bond Counsel.



## APPROVED AND PARITY SWAP OBLIGATIONS

The Commission may enter into one or more contracts having an interest rate, currency, cash-flow, or other basis desired by the Commission (a “Swap Agreement”), including, without limitation, interest rate swap agreements, currency swap agreements, forward payment conversion agreements, futures contracts, contracts providing for payments based on levels of or changes in interest rates, currency exchange rates, stock or other indices, or contracts to exchange cash flows or a series of payments, and contracts including, without limitation, interest rate floors or caps, options, puts or calls to hedge payment, currency rate, spread or similar exposure. In the event the Commission wishes the payments to be made and received by the Commission under the Swap Agreement to be taken into account in any calculation of Annual Debt Service under the Subordinate Indenture, the Commission shall file with the Trustee the following on or before entering into the Swap Agreement (in which event, such Swap Agreement shall constitute an “Approved Swap Agreement”):

- (a) A copy certified by a Commission Official of the resolution or resolutions of the Commission authorizing the execution and delivery of the Swap Agreement (no Supplemental Indenture being required unless the Commission determines it to be necessary or appropriate);
- (b) An original executed counterpart of the Swap Agreement;
- (c) An opinion of Bond Counsel addressed to the Commission and to the Trustee, to the effect that execution of the Swap Agreement is permitted under the laws of the Commonwealth and will not adversely affect the exclusion from gross income from interest on any Subordinate Indenture Bonds (or any other Commission bonds to which such Swap Agreement relates) for federal income tax purposes; provided that if the Swap Agreement relates to Subordinate Indenture Bonds being issued and the Swap Agreement is entered into prior to the issuance of such Subordinate Indenture Bonds, the portion of the opinion of Bond Counsel referring to tax-exempt status of the Subordinate Indenture Bonds need not be delivered until such Subordinate Indenture Bonds are issued;
- (d) A certificate of the Commission, signed by a Commission Official, that the Commission is not under default under the Subordinate Indenture;
- (e) Evidence that the execution of the Swap Agreement will not result in a reduction or withdrawal of the rating then assigned to any Subordinate Indenture Bonds by the Rating Agency;
- (f) Evidence that the relevant provisions of the Subordinate Indenture have been met with respect to additional indebtedness as applicable to Swap Agreements; and
- (g) Such further documents as are required by the Swap Agreement or Bond Counsel.

In the event the Commission wishes to enter into an Approved Swap Agreement and to have any or all of its obligations thereunder be on parity with certain other Subordinate Indenture Bonds and certain other Parity Obligations, it shall file with the Trustee the items set forth above, together with a supplemental indenture granting such parity position (in which event, such Swap Agreement shall constitute a “Parity Swap Agreement”). Upon entering into a Parity Swap Agreement, unless otherwise provided in the supplemental indenture, the Commission shall pay to the Trustee for deposit into the

Interest Account the net amount payable, if any, to the Parity Swap Agreement Counterparty as if such amounts were additional amounts of interest due; and the Trustee shall pay on behalf of the Commission to the Parity Swap Agreement Counterparty, to the extent required under the Parity Swap Agreement, amounts deposited in the Interest Account. Net amounts received by the Commission or the Trustee from the counterparty pursuant to a Parity Swap Agreement shall be deposited to the credit of the Interest Account for the related Series of Subordinate Indenture Bonds or to such other account as designated by a Commission Official.

Amounts paid by or to the Commission pursuant to Approved Swap Agreements which do not constitute Parity Swap Agreements shall not be required to be made through the Trustee as described in the preceding paragraph (but shall be taken into account in calculation of Annual Debt Service as provided in the definition of such term).

## **CONVERSIONS OF VARIABLE RATE INDEBTEDNESS TO FIXED RATE INDEBTEDNESS**

The Commission may convert Variable Rate Indebtedness to a fixed rate if permitted pursuant to the terms thereof and if the Commission was in compliance with the Rate Covenant for the most recently completed Fiscal Year. If the Commission did not meet the Rate Covenant for such Fiscal Year, the Commission must treat the proposed conversion as if it constituted the issuance of Additional Subordinate Indenture Bonds by meeting the requirements set forth in the Subordinate Indenture (computing the Annual Debt Service with respect to such Variable Rate Indebtedness proposed to be converted as bearing interest at the Bond Buyer Index or such other rate as identified by a Financial Consultant as being more appropriate under the circumstances).

## **COMMISSION PAYMENTS**

The Commission has covenanted to make the Commission Payments as described under “SECURITY FOR THE 2012 BONDS — Commission Payments” in the forepart of this Official Statement.

In the event of any failure by the Commission to make any of the payments required to be deposited in the Interest Sub-Account or Principal Sub-Account for the Special Revenue Bonds, the Trustee shall immediately send notice, by electronic format or otherwise, to PennDOT, with a copy to the Commission and the Treasurer of the Commonwealth, to make payment out of the Motor License Fund pursuant to the Subordinate Indenture for payment to the Special Revenue Bonds Receipts Account in the amount of any such failure by the Commission to make payment for such time until the Commission resumes full payment.

In the event of any failure by PennDOT or the Treasurer of the Commonwealth to deposit funds transferred from the Motor License Fund into the Special Revenue Bonds Receipts Account as required in the preceding paragraph for the payment of any interest or principal due on Special Revenue Bonds, then the Trustee shall withdraw such amounts from the Special Revenue Bonds Funded Debt Service Sub-Account and transfer the monies to the Special Revenue Bonds Interest Sub-Account or the Principal Sub-Account, as appropriate, on the applicable Interest Payment Date, principal payment date or mandatory sinking fund installment date. If monies are received from the Motor License Fund subsequent to payments being made pursuant to this Section, then such Motor License Fund monies shall be transferred from the Special Revenue Bonds Receipts Account to the Special Revenue Bonds Funded Debt Service Sub-Account, as set forth in the section “Debt Service Fund,” to restore any deficiency thereunder.

## **RATE COVENANT**

The Commission covenants that it will establish and maintain schedules of Tolls for traffic over the System as required by the Senior Indenture as described under “SECURITY FOR THE 2012 BONDS — Rate Covenant” in the forepart of this Official Statement.

## **CREATION OF FUNDS**

In addition to any funds created by Supplemental Indentures, the Subordinate Indenture creates the following funds and amounts deposited therein shall be held in trust by the Trustee until applied as directed under the Subordinate Indenture: Commission Payments Fund; Administrative Expenses Fund; Debt Service Fund; Debt Service Reserve Fund; Motor License Fund Repayment Fund; Rebate Fund; and Residual Fund.

### **COMMISSION PAYMENTS FUND**

The Subordinate Indenture creates a Commission Payments Fund as further described in the forepart of this Official Statement under “SECURITY FOR THE 2012 BONDS — Commission Payments Fund.”

### **ADMINISTRATIVE EXPENSES FUND**

The Subordinate Indenture creates an Administrative Expenses Fund as further described in the forepart of this Official Statement under “SECURITY FOR THE 2012 BONDS —Administrative Expenses Fund”.

### **DEBT SERVICE FUND**

The Subordinate Indenture creates a Debt Service Fund and certain accounts and sub-accounts therein, further described in the forepart of this Official Statement under “SECURITY FOR THE 2012 BONDS — Debt Service Fund.”

### **DEBT SERVICE RESERVE FUND**

The Subordinate Indenture creates a Debt Service Reserve Fund as further described in the forepart of this Official Statement under “SECURITY FOR THE 2012 BONDS —Debt Service Reserve Fund.”

### **REBATE FUND**

The Commission covenants to calculate and to pay directly to the government of the U.S. all amounts due for payment of “arbitrage rebate” under Section 148(f) of the Code with respect to any Subordinate Indenture Bonds. Nevertheless, the Commission in the future may deposit with the Trustee or direct the Trustee to deposit in the Rebate Fund amounts held in any Fund hereunder for any or all Series of Subordinate Indenture Bonds (which direction shall specify the procedures for collection and payment of amounts due in respect of arbitrage rebate) if (a) required under any amendments to Section 148(f) of the Code or (b) the Commission otherwise determines that the funding of the Rebate Fund is necessary or appropriate. The Rebate Fund is a trust fund but the amounts therein do not constitute part of the Trust Estate. Amounts on deposit in the Rebate Fund may be used solely to make payments to the U.S. under Section 148 of the Code and to pay costs related to the calculation of the amounts due. Upon

satisfaction of the Commission's covenants described above, any amounts remaining in the Rebate Fund shall be deposited in the Commission Payments Fund.

### **MOTOR LICENSE FUND REPAYMENT FUND**

The Subordinate Indenture creates a Motor License Fund Repayment Fund as further described in the forepart of this Official Statement under "SECURITY FOR THE 2012 BONDS — Motor License Fund Repayment Fund."

### **RESIDUAL FUND**

The Subordinate Indenture creates a Residual Fund as further described in the forepart of this Official Statement under "SECURITY FOR THE 2012 BONDS — Residual Fund."

### **MONEYS SET ASIDE FOR PRINCIPAL AND INTEREST HELD IN TRUST**

All moneys which the Trustee shall have set aside (or deposited with any paying agent) for the purpose of paying any of the Subordinate Indenture Bonds, either at the maturity thereof or upon call for redemption, shall be held in trust for the respective holders of the applicable Series of such Subordinate Indenture Bonds. However, any moneys which shall be so held or deposited by the Trustee, and which shall remain unclaimed by the holders of such Subordinate Indenture Bonds for the period of five years after the date on which such Subordinate Indenture Bonds shall have become payable, shall be paid to the Commission upon its written request or to such officer, board or body as may then be entitled by law to receive the same; thereafter the holders of such Subordinate Indenture Bonds shall look only to the Commission or to such officer, board or body, as the case may be, for payment and then only to the extent of the amounts so received without any interest thereon, and the Trustee shall have no responsibility with respect to such moneys.

### **ADDITIONAL SECURITY**

Except as otherwise provided or permitted in the Subordinate Indenture, the Trust Estate securing Subordinate Indenture Bonds issued under the terms of the Subordinate Indenture shall be shared on a parity with other Parity Obligations as provided in the Subordinate Indenture. The Commission may, however, in its discretion, provide additional security or credit enhancement for specified Parity Obligations with no obligation to provide such additional security or credit enhancement to other Parity Obligations, except that no additional security or credit enhancement shall be provided unless there shall have been first delivered to the Trustee an opinion of Bond Counsel that the exclusion from gross income of interest on any Subordinate Indenture Bonds for federal income tax purposes will not be adversely affected thereby. Moreover, the Commission may provide in a Supplemental Indenture that Subordinate Indenture Bonds issued thereunder are not secured, or are secured only in part or only under certain circumstances, by the Trust Estate.

### **DEPOSITARY**

Except as otherwise provided under the Subordinate Indenture, all moneys received by the Commission under the provisions of the Subordinate Indenture shall be deposited with the Trustee or with one or more Depositaries. All moneys deposited under the provisions of the Subordinate Indenture with the Trustee or any other Depositary shall be held in trust, credited to the particular fund or account to which such moneys belong and applied only in accordance with the provisions of the Subordinate Indenture.

No moneys shall be deposited with any Depository, other than the Trustee, in an amount exceeding fifty per centum (50%) of the amount which an officer of such Depository shall certify to the Commission as the combined capital and surplus of such Depository.

All moneys deposited with the Trustee or any other Depository under the Subordinate Indenture shall, to the extent not insured, be secured in the manner required or permitted by applicable law.

## **INVESTMENT OF MONEYS**

Moneys held in any of the funds or accounts under the Subordinate Indenture may be retained uninvested, if deemed necessary by the Commission, as trust funds and secured as provided in the Subordinate Indenture or may be invested in Permitted Investments. All investments shall be made by the Trustee upon the oral request of the Commission, which is confirmed in writing by a Commission Official specifying the account or fund from which moneys are to be invested and designating the specific Permitted Investments to be acquired.

All investments must be subject to withdrawal or must mature or be subject to repurchase or redemption by the holder, not later than the earlier of (a) the date or dates set forth for similar investments in the applicable Supplemental Indenture or (b) the date on which the moneys may reasonably be expected to be needed for the purpose of the Subordinate Indenture.

Investments acquired with the moneys in any fund or account shall be a part of such fund or account and, for the purposes of determining the amount in such fund or account, shall be valued at their then fair market value. The interest or income received on an investment shall remain in the fund or account to which the investment is credited except to the extent otherwise provided in the applicable Supplemental Indenture.

The Trustee shall withdraw, redeem or sell all or a portion of any investment upon receipt of the written direction from the Commission or upon a determination by the Trustee that moneys in such fund or account are to be applied or paid by the Trustee pursuant to the provisions of the Subordinate Indenture, and the proceeds thereof shall be deposited by the Trustee in the appropriate fund or account. Neither the Trustee nor the Commission shall be liable or responsible for any depreciation in the value of the Permitted Investments or for any losses incurred upon any unauthorized disposition thereof.

Each fund and account held under the Subordinate Indenture shall be valued by the Trustee at least once annually within thirty days after the end of each Fiscal Year.

## **PAYMENT OF PRINCIPAL, INTEREST AND PREMIUM**

The Commission covenants that it will promptly pay, by disbursement to the Trustee which is authorized to make the required payments, the principal of, premium, if any, and the interest on every Subordinate Indenture Bond and other Parity Obligations issued or agreed by the Commission to be parity under the provisions of the Subordinate Indenture at the places, on the dates and in the manner provided in the Subordinate Indenture and in said Subordinate Indenture Bonds and other Parity Obligations and will promptly pay all Administrative Expenses and any payments required to be made by the Commission to the Commonwealth's Motor License Fund. Except as otherwise provided in the Subordinate Indenture, all such monies are payable solely from Commission Payments, which Commission Payments are pledged to the payment thereof in the manner and to the extent provided in the Subordinate Indenture. Neither the general credit of the Commission nor the general credit nor the taxing power of the Commonwealth or any political subdivision, agency or instrumentality thereof is pledged for the payment of the obligations described in the Subordinate Indenture.

## LIMITATIONS ON ISSUANCE OF ADDITIONAL SUBORDINATE INDENTURE BONDS AND EXECUTION OF APPROVED SWAP

### (a) Long-Term Indebtedness.

- (1) The Commission agrees that it will not issue any Additional Subordinate Indenture Bonds constituting Long-Term Indebtedness unless prior to or contemporaneously with the incurrence thereof, the relevant provisions of the Senior Indenture and the Subordinate Indenture are met after taking into account as part of the calculations the issuance of such Additional Subordinate Indenture Bonds under the Subordinate Indenture and there are delivered to the Trustee:
  - (i) a certificate of a Commission Official certifying that the amount paid into the General Reserve Fund under the Senior Indenture for the most recent Fiscal Year preceding the delivery of such certificate for which audited financial statements are available divided by the Annual Debt Service on Outstanding Revenue Bonds including any Revenue Bonds to be issued at that time, and on Outstanding Revenue Bonds Parity Obligations, including Revenue Bonds Parity Obligations to be issued at that time, was not less than 1.15; and
  - (ii) a certificate of a Commission Official certifying that the amount paid into the General Reserve Fund under the Senior Indenture for the most recent Fiscal Year preceding the delivery of such certificate for which audited financial statements are available divided by the Annual Debt Service on Outstanding Special Revenue Bonds including any Special Revenue Bonds to be issued at that time, and on Outstanding Special Revenue Bonds Parity Obligations, including Special Revenue Bonds to be issued at that time, was not less than 1.00; or
  - (iii) a report of a Consultant to the effect that the Projected Debt Service Coverage Ratio is not less than 1.10 for the Outstanding Bonds, including any Bonds to be issued at that time, and Parity Obligations.
- (2) If the Long-Term Indebtedness is being incurred solely for the purposes of refunding, repurchasing or refinancing (whether in advance or otherwise) any outstanding Long-Term Indebtedness, a certificate of a Commission Official certifying the Maximum Annual Debt Service on all Applicable Long-Term Indebtedness prior to the issuance of the proposed Long-Term Indebtedness is greater than the Maximum Annual Debt Service on all Applicable Long-Term Indebtedness after the issuance of such proposed Long-Term Indebtedness.

- (3) If the Long-Term Indebtedness being incurred consists of Special Revenue Bonds, a certificate provided by or on behalf the Commission certifying that the balance in the Motor License Fund at the end of the fiscal year immediately preceding the issuance of the Special Revenue Bonds is equal to at least three times the Maximum Annual Debt Service on all Outstanding Special Revenue Bonds after the issuance of the proposed Special Revenue Bonds.
- (4) If the additional Series of Subordinate Indenture Bonds are refunding Subordinate Indenture Bonds issued to refund other Subordinate Indenture Bonds, the following shall be delivered:
- (i) Evidence satisfactory to the Trustee that the Commission has made provision as required by the Subordinate Indenture for the payment or redemption of all Subordinate Indenture Bonds to be refunded;
  - (ii) A written determination by the Trustee or by a firm of certified independent public accountants or other qualified firm acceptable to the Commission and the Trustee that the proceeds (excluding accrued interest) of the refunding Subordinate Indenture Bonds, together with any other money to be deposited for such purpose with the Trustee, or in escrow for the benefit of the Trustee, upon the issuance of the refunding Bonds and the investment income to be earned on funds held by, or in escrow for the benefit of, the Trustee for the payment or redemption of other Subordinate Indenture Bonds will be sufficient without reinvestment to pay, whether upon redemption or at maturity, the principal of and premium, if any, and interest on the Subordinate Indenture Bonds to be refunded and the estimated expenses incident to the refunding; and
  - (iii) Either a written determination by the Trustee or by a firm of certified independent public accountants or other qualified firm acceptable to the Commission and the Trustee that after the issuance of the refunding Subordinate Indenture Bonds and the provision for payment or redemption of all Subordinate Indenture Bonds to be refunded, Debt Service for each Fiscal Year in which there will be Outstanding Subordinate Indenture Bonds (not including Subordinate Indebtedness) of any Series not to be refunded will not be more than Debt Service for the Fiscal Year would have been respectively in each case on all Outstanding Revenue Bonds and on all Outstanding Special Revenue Bonds (in each case not including Subordinate Indebtedness) immediately before the issuance of the refunding Bonds, including the Subordinate Indenture Bonds, to be refunded.

- (b) Subordinated Indebtedness. The Commission may incur Indebtedness (hereinafter referred to as “Subordinated Indebtedness”) without limit which is subordinated and junior in all respects to payment of all or any Series of Subordinate Indenture Bonds and other Parity Obligations incurred under the Subordinate Indenture so that the same is payable as to principal and interest once all other payments have been made under the Subordinate Indenture from the amounts on deposit to the credit of the Commission Payments Fund as long as prior to or contemporaneously with the incurrence thereof, there is delivered to the Trustee:
- (1) a certificate of a Commission Official certifying that the Rate Covenant would have been met during the preceding Fiscal Year taking into account the Maximum Annual Debt Service on such Subordinated Indebtedness, and
  - (2) the other items listed in the Subordinate Indenture for incurring Additional Subordinate Indenture Bonds (as the same may be modified to reflect the fact that such Indebtedness is Subordinated Indebtedness).

Such Subordinated Indebtedness and the payment thereof may be secured by a lien and pledge (a) subordinate to that of the Subordinate Indenture Bonds or any Series thereof on the Commission Payments or (b) prior to, on a parity with or subordinate to, the Subordinate Indenture Bonds or any Series thereof on Other Revenues, in which event the Commission and the Trustee may establish such other accounts under the Subordinate Indenture as they deem necessary or appropriate.

- (c) Approved Swap Agreements. The Commission agrees that it will not enter into any Approved Swap Agreement unless prior to or contemporaneously with the incurrence thereof, the provisions of the Subordinate Indenture are met and there is delivered to the Trustee one of the certificates or reports required in subsection (b) above, which takes into account the expected payments by and to the Commission pursuant to such Approved Swap Agreement in calculating Annual Debt Service.

#### COVENANT AS TO FUNDING AGREEMENT

The Commission covenants it will not agree to any amendments or supplements to the Funding Agreement or waivers thereunder which adversely affect the holders of the Subordinate Indenture Bonds. The Commission covenants, as set forth in the Funding Agreement, that its obligations to pay Funding Agreement Rental Payments shall be subordinate obligations of the Commission, payable from amounts in the General Reserve Fund only as permitted by any financing documents, financial covenants, liquidity policies or agreements in effect of the Commission. The Commission agrees that Funding Agreement Rental Payments will not be made when there is an outstanding uncured Event of Default under the Senior Indenture or this Subordinate Indenture.

#### COVENANTS AS TO ACT 44- SPECIAL REVENUE BONDS

The Commission covenants, as required by Act 44, that (i) it will not issue Special Revenue Bonds in an aggregate amount exceeding \$5,000,000,000, including unless otherwise authorized by Act of the Pennsylvania General Assembly; and (ii) it will not issue Special Revenue Bonds in an amount



exceeding \$600,000,000 in any calendar year unless otherwise authorized by Act of the Pennsylvania General Assembly.

In the event an amendment to Act 44 or enactment of other legislation providing that the Motor License Fund will become the primary payment source for debt service on the Special Revenue Bonds, the Commission may elect to substitute the Motor License Fund for the Commission Payments as the primary source of payment of debt service on the Special Revenue Bonds; provided, however, the Commission may make such election only if it (i) obtains confirmation from the Rating Agencies that such change will not adversely affect the ratings on the Special Revenue Bonds and on the Revenue Bonds that remain outstanding after such change, and (ii) causes to be delivered an opinion of Bond Counsel that such change will not adversely affect the exclusion from gross income for federal income tax purposes of interest on the Special Revenue Bonds.

The Commission covenants that it will seek to enforce the covenants of the Commonwealth in Act 44 with respect to the Special Revenue Bonds and the Commonwealth's Motor License Fund. The Commission also covenants that it will seek to enforce to the extent possible and as permitted by applicable law, and that it will not take any action in violation of, Sections 8915.3(7) and 9511.11(C) of Act 44. The Trustee may, and the Trustee, upon receipt of written direction from the holders of not less than twenty-five percent (25%) in principal amount of the Special Revenue Bonds then outstanding and upon being indemnified to its satisfaction shall, institute and prosecute in a court of competent jurisdiction any appropriate action to enforce the covenants of the Commonwealth in Act 44.

The Commission covenants that it will seek to continue the Commonwealth's Motor License Fund in full force and effect without change which would materially adversely affect the Special Revenue Bonds. The Commission shall take such action as may be desirable or necessary to prevent or remedy the occurrence of any such change by petitioning the Governor and the General Assembly and taking appropriate legal action.

## **TAX COVENANTS**

The Commission covenants that it will neither make nor direct the Trustee to make any investment or other use of the proceeds of any Series of tax exempt Subordinate Indenture Bonds issued under the Subordinate Indenture that would cause such Series of tax exempt Subordinate Indenture Bonds to be "arbitrage bonds", as that term is defined in Section 148(a) of the Code, and that it will comply with the requirements of the Code throughout the term of such Series of tax exempt Subordinate Indenture Bonds. The Trustee covenants that in those instances where it exercises discretion over the investment of funds, it shall not knowingly make any investment inconsistent with the foregoing covenants.

The Commission covenants that it (1) will take, or use its best efforts to require to be taken, all actions that may be required of the Commission for the interest on the Subordinate Indenture Bonds to be and remain not included in gross income for federal income tax purposes and (2) will not take or authorize to be taken any actions within its control that would adversely affect that status under the provisions of the Code.

## **EVENTS OF DEFAULT**

Each of the following is an "Event of Default" with respect to a particular Series under the Subordinate Indenture:

- (a) Default in the payment of any installment of principal, redemption premium, if any, interest or other amount due on that particular Class of Subordinate Indenture Bonds when the same becomes due and payable;
- (b) Default in the payment by the Commission of any other Parity Obligation of that particular Class;
- (c) With respect only to Special Revenue Bonds and subject to the provisions of the Subordinate Indenture, default in the performance or breach of the covenants contained in the Subordinate Indenture;
- (d) Subject to the provisions of the Subordinate Indenture, default in the performance or breach of any other covenant, warranty or representation of the Commission contained in the Subordinate Indenture (other than a default under subsections (a) and (b) of this “Events of Default” Section);
- (e) The occurrence of any Event of Default under any Supplemental Indenture with respect to that particular Class; or
- (f) The occurrence of an Event of Bankruptcy of the Commission; (2) the appointment of a receiver, liquidator, assignee, custodian, trustee, sequestrator or other similar official of the Commission or of any substantial portion of its property, which appointment shall not have been rescinded or stayed within ninety (90) days after taking effect; or (3) the ordering of the winding up or liquidation of the affairs of the Commission.

## **REMEDIES**

- (a) The Trustee, upon the occurrence of an Event of Default may, and upon the written request of the holders of not less than a majority in aggregate principal amount of the Revenue Bonds Outstanding and subject, to the requirements of the Subordinate Indenture, shall proceed to protect and enforce its rights and the rights of the holders of the applicable Series of Subordinate Indenture Bonds under the Subordinate Indenture by a suit or suits in equity or at law, either for the specific performance of any covenant or agreement contained in the Subordinate Indenture or in aid of the execution of any power granted in the Subordinate Indenture, or for the enforcement of any other appropriate legal or equitable remedy, as the Trustee, in reliance upon the advice of Counsel, may deem most effective to protect and enforce any of the rights or interests of the applicable Series of Subordinate Indenture Bondholders under the applicable Series of Subordinate Indenture Bonds or the Subordinate Indenture.
- (b) Without limiting the generality of the foregoing, the Trustee shall at all times have the power to institute and maintain such proceedings as it may deem expedient: (1) to prevent any impairment of the Trust Estate by any acts which may be unlawful or in violation of the Subordinate Indenture, and (2) to protect its interests and the interests of the Subordinate Indenture Bondholders in the Trust Estate and in the issues, profits, revenues and other income arising therefrom, including the power to maintain proceedings to restrain the enforcement of or compliance with any governmental enactment, rule or order which may be unconstitutional or otherwise invalid, if the enforcement of, or

compliance with, such enactment, rule or order would impair the Trust Estate or be prejudicial to the interests of the Subordinate Indenture Bondholders or the Trustee.

- (c) The Trustee, upon the occurrence of an Event of Default may, and upon the written request of the Holders of not less than a majority in aggregate principal amount of the Special Revenue Bonds Outstanding, appoint a co-trustee to represent the holders of the Special Revenue Bonds in all proceedings to enforce payments from the Motor License Fund and the Special Revenue Bonds Funded Debt Service Sub-Account except as to any enforcement relating to the covenants of Act 44, which shall require the written direction of the Holders of not less than twenty-five (25%) of the principal amount of the Special Revenue Bonds then Outstanding, as set forth under the section “Covenants as to Act 44— Special Revenue Bonds” in the Subordinate Indenture.
- (d) Notwithstanding anything to the contrary contained in the Subordinate Indenture, the Trustee shall proceed to protect and enforce its rights under the section “Commission Payments” and the rights of the holders of the applicable Series of Subordinate Indenture Bonds under the section “Commission Payments” by a suit or suits in equity or at law, either for the specific performance or mandamus of any covenant or agreement contained in the Subordinate Indenture in a manner that the Trustee in reliance, upon the advice of Counsel, may deem most effective to protect and enforce any of its rights under the section “Commission Payments” or the interests or of the applicable Series of Subordinate Indenture Bondholders under the section “Commission Payments.”

## **MARSHALING OF ASSETS**

Upon the occurrence of an Event of Default, all moneys in all Funds (other than moneys in the Rebate Fund and the Motor License Fund Repayment Fund) shall be available to be utilized by the Trustee in accordance with the Subordinate Indenture. The rights of the Trustee under the Subordinate Indenture shall be applicable. During the continuance of any such Event of Default, all provisions of the Subordinate Indenture relating to the utilization of Funds shall be superseded by the right of the Trustee to marshal assets under the Subordinate Indenture. Subsequent to the curing or waiver of any such Event of Default, the provisions of the Subordinate Indenture relating to utilization of Funds shall be reinstated.

## **TRUSTEE MAY FILE PROOFS OF CLAIM**

- (a) In case of the pendency of any receivership, insolvency, liquidation, bankruptcy, reorganization, arrangement, adjustment, composition or other judicial proceeding under the Bankruptcy Law relating to the Commission, any other obligor upon the Subordinate Indenture Bonds or any property of the Commission, the Trustee (whether or not the principal of the Subordinate Indenture Bonds shall then be due and payable by acceleration or otherwise, and whether or not the Trustee shall have made any demand upon the Commission for the payment of overdue principal, redemption premium, if any, and interest) shall be entitled and empowered, by intervention in such proceeding or other means:
  - (1) to file and prove a claim for the whole amount of the principal, redemption premium, if any, and interest owing and unpaid in respect of the Subordinate Indenture Bonds then Outstanding or for breach of the Subordinate

Indenture and to file such other papers or documents as may be necessary or advisable in order to have the claims of the Trustee (including any claim for the reasonable compensation, expenses, disbursements and advances of the Trustee, its agents and Counsel) and of the holders allowed in such proceeding; and

(2) to collect and receive any moneys or other property payable or deliverable on any such claims and to distribute the same; and any receiver, assignee, trustee, liquidator, sequestrator or similar official in any such judicial proceeding is hereby authorized by each holder to make such payments to the Trustee and, in the event that the Trustee shall consent to the making of such payments directly to the holders, to pay to the Trustee any amount due it for the reasonable compensation, expenses, disbursements and advances of the Trustee, its agents and Counsel, and any other amounts due the Trustee under the Subordinate Indenture.

- (b) No provision of the Subordinate Indenture empowers the Trustee to authorize or consent to or accept or adopt on behalf of any Subordinate Indenture Bondholders any plan of reorganization, arrangement, adjustment or composition affecting any of the Subordinate Indenture Bonds or the rights of any holder thereof, or to authorize the Trustee to vote in respect of the claim of any holder in any proceeding described in subsection (a) above.

## **NOTICE AND OPPORTUNITY TO CURE CERTAIN DEFAULTS**

No default under the relevant sections of the Subordinate Indenture shall constitute an Event of Default until written notice of such default shall have been given to the Commission by the Trustee or by the holders of at least 25% in aggregate principal amount of the applicable Series of Subordinate Indenture Bonds Outstanding, and the Commission shall have had thirty (30) days after receipt of such notice to correct such default or cause such default to be corrected, and shall have failed to do so. In the event, however, that the default is such that it cannot be corrected within such thirty (30) day period, it shall not constitute an Event of Default if corrective action is instituted by the Commission within such period and diligently pursued (as determined by the Trustee) until the default is corrected.

## **PRIORITY OF PAYMENT FOLLOWING EVENT OF DEFAULT**

Any portion of the Trust Estate held or received by the Trustee, by any receiver or by any Subordinate Indenture Bond Owner pursuant to any right given or action taken under the provisions of the Subordinate Indenture, after payment of the costs and expenses of the proceedings resulting in the collection of such moneys and of the fees, expenses and liabilities incurred by the Trustee and the transfer to Secured Owners (other than Owners of the Subordinate Indenture Bonds) of amounts to which they are entitled by virtue of their parity position, shall be deposited and applied as follows:

- (a) first, to the payment to the persons entitled thereto of all installments of interest then due on the applicable Series of Revenue Bonds, with interest on overdue installments, if lawful, at their respective rates from the respective dates upon which they became due, in the order of maturity and, if the amount available shall not be sufficient to pay in full any particular installment of interest, then to the payment ratably, according to the amounts due on such installment;

- (b) second, to the payment to the persons entitled thereto of the unpaid principal of any of the applicable Series of Revenue Bonds which shall have become due with interest on such Revenue Bonds at their respective rates from the respective dates upon which they became due and, if the amount available shall not be sufficient to pay in full the Revenue Bonds due on any particular date, together with such interest, then to the payment ratably, according to the amount of principal (or Compounded Amount) and interest due on such date, in each case to the persons entitled thereto, without any discrimination or privilege;
- (c) third, to the payment to the persons entitled thereto of all installments of interest then due on the applicable Series of Special Revenue Bonds, with interest on overdue installments, if lawful, at their respective rates from the respective dates upon which they became due, in the order of maturity and, if the amount available shall not be sufficient to pay in full any particular installment of interest, then to the payment ratably, according to the amounts due on such installment;
- (d) fourth, to the payment to the persons entitled thereto of the unpaid principal of any of the applicable Series of Special Revenue Bonds which shall have become due with interest on such Special Revenue Bonds at their respective rates from the respective dates upon which they became due and, if the amount available shall not be sufficient to pay in full the Special Revenue Bonds due on any particular date, together with such interest, then to the payment ratably, according to the amount of principal (or Compounded Amount) and interest due on such date, in each case to the persons entitled thereto, without any discrimination or privilege; and
- (e) fifth, to the payment of any other amounts then owing under the Subordinate Indenture, and, after said deposit into the Debt Service Fund, there shall be paid the Subordinated Indebtedness issued or incurred by the Commission pursuant to the Subordinate Indenture.
- (f) Notwithstanding anything in the foregoing to the contrary, any funds on deposit in the Special Revenue Bonds Receipt Account or the Special Revenue Bonds Funded Debt Service Sub-Account may only be used for the payment of debt service on Special Revenue Bonds and may not be used for the payment of debt service on Revenue Bonds or for any other purpose and shall be applied to the payment ratably of interest and principal, according to the amount of principal (or Compounded Amount) and interest due on such date, in each case to the persons entitled thereto, without any discrimination or privilege.

Whenever moneys are to be applied pursuant to the foregoing provisions, such moneys shall be applied at such times, and from time to time, as the Trustee shall determine, having due regard to the amount of such moneys available for application and the likelihood of additional moneys becoming available for such application in the future. Whenever the Trustee shall apply such funds, it shall fix the date (which shall be an Interest Payment Date unless it shall deem another date more suitable) upon which such application is to be made and upon such date interest on the amounts of principal and interest to be paid on such date shall cease to accrue. The Trustee shall give notice of the deposit with it of any such moneys and of the fixing of any such date by mail to all Owners of Subordinate Indenture Bonds with respect to which the Event of Default occurred and shall not be required to make payment to any

Subordinate Indenture Bond Owner until such Subordinate Indenture Bonds shall be presented to the Trustee for appropriate endorsement or for cancellation if fully paid.

### **REVENUE BONDHOLDERS MAY DIRECT PROCEEDINGS**

The owners of a majority in aggregate principal amount of the Revenue Bonds Outstanding shall, subject to the requirements of the Subordinate Indenture, have the right, by an instrument or instruments in writing executed and delivered to the Trustee, to direct the method and place of conducting all remedial proceedings by the Trustee under the Subordinate Indenture, provided that such direction shall not be in conflict with any rule of law or the Subordinate Indenture and that the Trustee shall have the right to decline to follow any such direction which in the opinion of the Trustee would be unduly prejudicial to the rights of Subordinate Indenture Bondholders not parties to such direction or would subject the Trustee to personal liability or expense. If no Revenue Bonds are Outstanding, the owners of a majority in aggregate principal amount of Special Revenue Bonds Outstanding shall have the right to direct all actions as set forth hereof, except as to any enforcement relating to the covenants of Act 44, which shall require the written direction of the Holders of not less than twenty-five percent (25%) of the principal amount of the Special Revenue Bonds then Outstanding, as set forth in the Subordinate Indenture. Notwithstanding the foregoing, the Trustee shall have the right to select and retain Counsel of its choosing to represent it in any such proceedings. The Trustee may take any other action which is not inconsistent with any direction pursuant to the above.

### **LIMITATIONS ON RIGHTS OF SUBORDINATE INDENTURE BONDHOLDERS**

- (a) No Subordinate Indenture Bondholder shall have any right to pursue any other remedy under the Subordinate Indenture or the Subordinate Indenture Bonds unless: (1) an Event of Default shall have occurred and is continuing; (2) the owners of not less than a majority in aggregate principal amount of the applicable Series of Subordinate Indenture Bonds then Outstanding have requested the Trustee, in writing, to exercise the powers hereinabove granted or to pursue such remedy in its or their name or names; (3) the Trustee has been offered indemnity satisfactory to it against costs, expenses and liabilities reasonably anticipated to be incurred; (4) the Trustee has declined to comply with such request, or has failed to do so, within sixty (60) days after its receipt of such written request and offer of indemnity; and (5) no direction inconsistent with such request has been given to the Trustee during such 60 day period by the holders of a majority in aggregate principal amount of the Subordinate Indenture Bonds Outstanding.
- (b) The provisions of subsection (a) of this Section are conditions precedent to the exercise by any Subordinate Indenture Bondholder of any remedy under the Subordinate Indenture. The exercise of such rights is further subject to the provisions of the Subordinate Indenture. No one or more Subordinate Indenture Bondholders shall have any right in any manner whatever to enforce any right under the Subordinate Indenture, except in the manner provided in the Subordinate Indenture. All proceedings at law or in equity with respect to an Event of Default shall be instituted and maintained in the manner provided in the Subordinate Indenture for the equal and ratable benefit of the Subordinate Indenture Bondholders of all Subordinate Indenture Bonds Outstanding.

## **UNCONDITIONAL RIGHT OF SUBORDINATE INDENTURE BONDHOLDER TO RECEIVE PAYMENT**

Notwithstanding any other provision of the Subordinate Indenture, any Subordinate Indenture Bondholder shall have the absolute and unconditional right to receive payment of principal of, redemption premium, if any, and interest on the Subordinate Indenture Bonds on and after the due date thereof, and to institute suit for the enforcement of any such payment.

## **RESTORATION OF RIGHTS AND REMEDIES**

If the Trustee or any Subordinate Indenture Bondholder has instituted any proceeding to enforce any right or remedy under the Subordinate Indenture, and any such proceeding has been discontinued or abandoned for any reason, or has been determined adversely to the Trustee or such Subordinate Indenture Bondholder, then the Commission, the Trustee and the Subordinate Indenture Bondholders, subject to any determination in such proceeding, shall be restored to their former positions under the Subordinate Indenture, and all rights and remedies of the Trustee and the Subordinate Indenture Bondholders shall continue as though no such proceeding had been instituted.

## **RIGHTS AND REMEDIES CUMULATIVE**

No right or remedy conferred under the Subordinate Indenture upon or reserved to the Trustee is intended to be exclusive of any other right or remedy, but each such right or remedy shall, to the extent permitted by law, be cumulative of and in addition to every other right or remedy given under the Subordinate Indenture or now or hereafter existing at law, in equity or otherwise. The assertion or employment of any right or remedy under the Subordinate Indenture shall not prevent the concurrent assertion or employment of any other appropriate right or remedy.

## **DELAY OR OMISSION NOT WAIVER**

No delay or omission by the Trustee or any Subordinate Indenture Bondholder to exercise any right or remedy accruing upon any Event of Default shall impair any such right or remedy or constitute a waiver of such Event of Default. Every right and remedy given by the Subordinate Indenture or by law to the Trustee or the Subordinate Indenture Bondholders may be exercised from time to time, and as often as may be deemed expedient, by the Trustee or the Subordinate Indenture Bondholders, as the case may be.

## **WAIVER OF DEFAULTS**

- (a) The holders of a majority in aggregate principal amount of each Series of Outstanding Subordinate Indenture Bonds may, by written notice to the Trustee and subject to the requirements of the Subordinate Indenture, waive any existing default or Event of Default with respect to that particular Series and its consequences, except an Event of Default under (a) or (b) of “Events of Default” set forth above. Upon any such waiver, the default or Event of Default shall be deemed cured and shall cease to exist for all purposes. No waiver of any default or Event of Default shall extend to or effect any subsequent default or Event of Default or shall impair any right or remedy consequent thereto.
- (b) Notwithstanding any provision of the Subordinate Indenture, in no event shall any Person, other than all of the affected Subordinate Indenture Bondholders, have the ability to waive any Event of Default under the Subordinate Indenture if such event results or may result, in the opinion of Bond Counsel, in interest on

any of the Subordinate Indenture Bonds becoming includable in gross income for federal income tax purposes if the interest on such Subordinate Indenture Bonds was not includable in gross income for federal income tax purposes prior to such event.

## **NOTICE OF EVENTS OF DEFAULT**

If an Event of Default occurs of which the Trustee has or is deemed to have notice under the Subordinate Indenture the Trustee shall give Immediate Notice thereof to the Commission. Within 90 days thereafter (unless such Event of Default has been cured or waived), the Trustee shall give notice of such Event of Default to each Subordinate Indenture Bondholder then Outstanding, provided, however, that except in the instance of an Event of Default under “Events of Default” paragraphs (a) or (b), the Trustee may withhold such notice if and so long as the Trustee in good faith determines that the withholding of such notice does not materially adversely affect the interests of any Class of Subordinate Indenture Bondholders, and provided, further, that notice to Subordinate Indenture Bondholders of any Event of Default under “Events of Default” paragraphs (c) and (d) shall be subject to the provisions of the section “Priority of Payment Following Event of Default” and shall not be given until the grace period has expired.

## **THE TRUSTEE; QUALIFICATIONS OF TRUSTEE**

The Subordinate Indenture contains provisions relating to the appointment and duties of the Trustee. The Trustee under the Subordinate Indenture shall at all times be a trustee under the Subordinate Indenture which shall be a corporation or banking association organized and doing business under the laws of the U.S. or of any state, authorized under such laws to exercise corporate trust powers, which has a combined capital and surplus of at least \$50,000,000, or is an affiliate of, or has a contractual relationship with, a corporation or banking association meeting such capital and surplus requirement which guarantees the obligations and liabilities of the proposed trustee, and which is subject to supervision or examination by federal or state banking authority. If such corporation or banking association publishes reports of condition at least annually, pursuant to law or the requirements of such banking authority, then for purposes hereof, the combined capital and surplus of such corporation or banking association shall be deemed to be its combined capital and surplus as set forth in its most recent report of condition so published. If at any time the Trustee shall cease to be eligible in accordance with the provisions hereof, it shall resign promptly in the manner and with the effect specified in the Subordinate Indenture.

## **RESIGNATION OR REMOVAL OF TRUSTEE; APPOINTMENT OF SUCCESSOR TRUSTEE**

- (a) No resignation or removal of the Trustee and no appointment of a successor Trustee pursuant to the Subordinate Indenture shall become effective until the acceptance of appointment by the successor Trustee under the Subordinate Indenture.
- (b) The Trustee may resign at any time by giving written notice to the Commission. Upon receiving such notice of resignation, the Commission shall promptly appoint a successor Trustee by an instrument in writing. If an instrument of acceptance has not been delivered to the resigning Trustee within 30 days after the giving of such notice of resignation, the resigning Trustee or any Subordinate Indenture Bondholder may petition a court of competent jurisdiction for the appointment of a successor Trustee.



- (c) Prior to the occurrence and continuance of an Event of Default under the Subordinate Indenture, or after the curing or waiver of any such Event of Default, the Commission or the holders of a majority in aggregate principal amount of the Outstanding Subordinate Indenture Bonds of each Class, may remove the Trustee and shall appoint a successor Trustee. In the event there shall have occurred and be continuing an Event of Default under the Subordinate Indenture, the holders of a majority in aggregate principal amount of each Class of Outstanding Subordinate Indenture Bonds may remove the Trustee and shall appoint a successor Trustee. In each instance, such removal and appointment shall be accomplished by an instrument or concurrent instruments in writing signed by the Commission or such holders, as the case may be, and delivered to the Trustee, the Commission, the holders of the Outstanding Subordinate Indenture Bonds and the successor Trustee.
- (d) If at any time: (1) the Trustee shall cease to be eligible and qualified under the Subordinate Indenture and shall fail or refuse to resign after written request to do so by the Commission or the holder of any Subordinate Indenture Bond, or (2) the Trustee shall become incapable of acting or shall be adjudged insolvent, or a receiver of the Trustee or its property shall be appointed, or any public officer shall take charge or control of the Trustee, its property or affairs for the purpose of rehabilitation, conservation or liquidation, then in either such case (i) the Commission may remove the Trustee and appoint a successor Trustee in accordance with the provisions of paragraph (c) above; or (ii) any holder of a Subordinate Indenture Bond then Outstanding may, on behalf of the holders of all Outstanding Subordinate Indenture Bonds, petition a court of competent jurisdiction for removal of the Trustee and appointment of a successor Trustee.
- (e) The Commission shall give written notice of each resignation or removal of the Trustee and each appointment of a successor Trustee to each holder of Subordinate Indenture Bonds then Outstanding as listed in the Subordinate Indenture Bond Register. Each such notice shall include the name and address of the applicable corporate trust office of the successor Trustee.

## **NOTICES TO SUBORDINATE INDENTURE BONDHOLDERS; WAIVER**

Where the Subordinate Indenture provides for notice to Subordinate Indenture Bondholders of any event, such notice shall be sufficiently given (unless otherwise expressly provided in the Subordinate Indenture) if in writing and mailed, first class postage prepaid, to each Subordinate Indenture Bondholder affected by each event, at his or her address as it appears on the Subordinate Indenture Bond Register, not later than the latest date, and not earlier than the earliest date, prescribed for the first giving of such notice. In any case where notice to Subordinate Indenture Bondholders is given by mail, neither the failure to mail such notice, nor any default in any notice so mailed to any particular Subordinate Indenture Bondholder shall affect the sufficiency of such notice with respect to other Subordinate Indenture Bondholders. Where the Subordinate Indenture provides for notice in any manner, such notice may be waived in writing by the Person entitled to receive such notice, either before or after the event, and such waiver shall be the equivalent of such notice. Waivers of notice by Subordinate Indenture Bondholders shall be filed with the Trustee, but such filing shall not be a condition precedent to the validity of any action taken in reliance upon such waiver.

For so long as the Subordinate Indenture Bonds are registered solely in the name of the Securities Depository or its nominee, where the Subordinate Indenture provides for notice to the Subordinate

Indenture Bondholders of the existence of, or during the continuance of, any Event of Default, the Trustee, at the expense of the Commission, shall: (a) establish a record date (the "Record Date") for determination of the Persons entitled to receive such notice; (b) request a securities position listing from the Securities Depository showing the Depository Participants holding positions in the Subordinate Indenture Bonds affected by such notice as of the Record Date for such notice; (c) mail, first class postage prepaid, copies of the notice as provided above to each Depository Participant identified in the securities position listing as holding a position in the Subordinate Indenture Bonds as of the Record Date for the notice, to each nationally recognized municipal securities information repository (within the meaning of Rule 15c2-12 of the United States Securities and Exchange Commission under the Securities Exchange Act of 1934), and to any Person identified to the Trustee as a nonobjecting beneficial owner pursuant to the immediately following clause; (d) request that the Depository Participant retransmit the notice to all Persons for which it served as nominee on the Record Date, including nonobjecting beneficial owners, or retransmit the notice to objecting beneficial owners and provide a listing of nonobjecting beneficial owners for whom the Depository Participant served as nominee on the Record Date to the Trustee, (e) provide on behalf of the Commission and not as its agent, an undertaking to pay to any Depository Participant or other nominee (other than the Securities Depository) the reasonable costs of transmitting the notice to Persons for whom the Depository Participant acts as nominee; and (f) provide as many copies of the notice as may be requested by any nominee owner of the Subordinate Indenture Bonds. Any default in performance of the duties required by this paragraph shall not affect the sufficiency of notice to the Subordinate Indenture Bondholders given in accordance with the first paragraph above, nor the validity of any action taken under the Subordinate Indenture in reliance on such notice to Subordinate Indenture Bondholders.

#### **SUPPLEMENTAL INDENTURES WITHOUT SUBORDINATE INDENTURE BONDHOLDERS' CONSENT**

The Commission and the Trustee may from time to time and at any time enter into Supplemental Indentures, without the consent of or notice to any Subordinate Indenture Bondholder, to effect any one or more of the following:

- (a) cure any ambiguity, defect or omission or correct or supplement any provision in the Subordinate Indenture or in any Supplemental Indenture;
- (b) provide for earlier or larger deposits to the Revenue Bonds Account or Special Revenue Bonds Account of the Debt Service Fund;
- (c) grant to or confer upon the Trustee for the benefit of the Subordinate Indenture Bondholders any additional rights, remedies, powers, authority or security that may lawfully be granted to or conferred upon the Subordinate Indenture Bondholders or the Trustee which are not contrary to or inconsistent with the Subordinate Indenture as then in effect or to subject to the pledge and lien of the Subordinate Indenture additional revenues, properties or collateral including Defeasance Obligations;
- (d) add to the covenants and agreements of the Commission in the Subordinate Indenture other covenants and agreements thereafter to be observed by the Commission or to surrender any right or power reserved in the Subordinate Indenture to or conferred upon the Commission which are not contrary to or inconsistent with the Subordinate Indenture as then in effect;

- (e) by action taken on or before the issuance by the Commission of the first Series or Sub-Series of Special Revenue Bonds, modify, alter, supplement or amend the section “Covenants as to Act 44 — Special Revenue Bonds”;
- (f) permit the appointment of a co trustee under the Subordinate Indenture;
- (g) modify, alter, supplement or amend the Subordinate Indenture in such manner as shall permit the qualification of the Subordinate Indenture, if required, under the Trust Indenture Act of 1939, the Securities Act of 1933, state securities laws or any similar statute;
- (h) cure formal defects or omissions that, if not cured, would cause interest on Subordinate Indenture Bonds to be includible in gross income for federal income tax purposes;
- (i) make any other change in the Subordinate Indenture that is determined by the Trustee not to be materially adverse to the interests of the Subordinate Indenture Bondholders;
- (j) identify particular characteristics of Subordinate Indenture Bonds for purposes not inconsistent with the Subordinate Indenture including, without limitation, credit or liquidity support, remarketing, serialization, mandatory tender for purchase and defeasance;
- (k) implement the issuance of Additional Subordinate Indenture Bonds, or the incurrence of other Parity Obligations or of Subordinated Indebtedness permitted under the Subordinate Indenture; or
- (l) if all Subordinate Indenture Bonds in a Series are Book Entry Bonds, amend, modify, alter or replace any Letter of Representations as provided in the Subordinate Indenture or other provisions relating to Book Entry Bonds.

The Trustee shall not be obligated to enter into any such Supplemental Indenture which adversely affects the Trustee’s own rights, duties or immunities under the Subordinate Indenture.

### **SUPPLEMENTAL INDENTURES REQUIRING SUBORDINATE INDENTURE BONDHOLDERS’ CONSENT**

The Commission and the Trustee, at any time and from time to time, may execute and deliver a Supplemental Indenture for the purpose of making any modification or amendment to the Subordinate Indenture, but only with the written consent of the holders of at least a majority in aggregate principal amount of the Revenue Bonds Outstanding at the time such consent is given, and in case such modification adversely affects the holders of the Special Revenue Bonds, of PennDOT; provided, however, that if such modification or amendment will, by its terms, not take effect so long as any Subordinate Indenture Bonds so affected remain Outstanding, the consent of the holders of such Subordinate Indenture Bonds shall not be required and such Subordinate Indenture Bonds shall not be deemed to be Outstanding for the purpose of any calculation of Outstanding Subordinate Indenture Bonds under this Section. Notwithstanding the foregoing, no modification or amendment contained in any such Supplemental Indenture shall permit any of the following, without the consent of each Subordinate Indenture Bondholder whose rights are affected thereby:

- (a) a change in the terms of stated maturity or redemption of any Subordinate Indenture Bond or of any installment of interest thereon;
- (b) a reduction in the principal amount of or redemption premium on any Subordinate Indenture Bond or in the rate of interest thereon or a change in the coin or currency in which such Subordinate Indenture Bond is payable;
- (c) the creation of a lien on or a pledge of any part of the Trust Estate which has priority over or parity with (to the extent not permitted under the Subordinate Indenture) the lien or pledge granted to the Subordinate Indenture Bondholders under the Subordinate Indenture (but this provision shall not apply to the release of any part of the Trust Estate as opposed to the creation of a prior or parity lien or pledge);
- (d) the granting of a preference or priority of any Subordinate Indenture Bond or Subordinate Indenture Bonds over any other Subordinate Indenture Bond or Subordinate Indenture Bonds, except to the extent permitted under the Subordinate Indenture;
- (e) a reduction in the aggregate principal amount of Subordinate Indenture Bonds of which the consent of the Subordinate Indenture Bondholders is required to effect any such modification or amendment; or
- (f) a change in the provisions of this “Supplemental Indentures Requiring Subordinate Indenture Bondholders’ Consent” Section.

Notwithstanding the foregoing, the holder of any Subordinate Indenture Bond may extend the time for payment of the principal of or interest on such Subordinate Indenture Bond; provided, however, that upon the occurrence of an Event of Default, funds available under the Subordinate Indenture for the payment of the principal of and interest on the Subordinate Indenture Bonds shall not be applied to any payment so extended until all principal and interest payments which have not been extended have first been paid in full. Notice of any Supplemental Indenture executed pursuant to this Section shall be given to the Subordinate Indenture Bondholders promptly following the execution thereof.

## **DISCHARGE**

If (a) the principal of any Subordinate Indenture Bonds and the interest due or to become due thereon, together with any redemption premium required by redemption of any of the Subordinate Indenture Bonds prior to maturity, shall be paid, or is caused to be paid, or is provided for under the Subordinate Indenture, at the times and in the manner to which reference is made in the Subordinate Indenture Bonds, according to the true intent and meaning thereof, or the outstanding Subordinate Indenture Bonds shall have been paid and discharged in accordance with the Subordinate Indenture, and (b) all of the covenants, agreements, obligations, terms and conditions of the Commission under the Subordinate Indenture shall have been kept, performed and observed and there shall have been paid to the Trustee, the Subordinate Indenture Bond Registrar and the Paying Agents all sums of money due or to become due to them in accordance with the terms and provisions of the Subordinate Indenture, then the right, title and interest of the Trustee in the Trust Estate shall thereupon cease and the Trustee, on request of the Commission and at the expense of the Commission, shall release the Subordinate Indenture and the Trust Estate and shall execute such documents to evidence such release as may be reasonably required by the Commission and shall turn over to the Commission, or to such other Person as may be entitled to

receive the same, all balances remaining in any Funds under the Subordinate Indenture except for amounts required to pay such Subordinate Indenture Bonds or held as described under “Rebate Fund.”

## **DEFEASANCE; DEPOSIT OF FUNDS FOR PAYMENT OF SUBORDINATE INDENTURE BONDS**

If the Commission deposits with the Trustee moneys or Defeasance Obligations which, together with the earnings thereon, are sufficient to pay the principal amount of and redemption premium on any particular Subordinate Indenture Bond or Subordinate Indenture Bonds becoming due, either at maturity, by means of mandatory sinking fund redemption or by call for optional redemption or otherwise, together with all interest accruing thereon to the due date or Redemption Date, and pays or makes provision for payment of all fees, costs and expenses of the Commission and the Trustee due or to become due with respect to such Subordinate Indenture Bonds, all liability of the Commission with respect to such Subordinate Indenture Bond or Subordinate Indenture Bonds shall cease, such Subordinate Indenture Bond or Subordinate Indenture Bonds shall be deemed not to be Outstanding under the Subordinate Indenture and the holder or holders of such Subordinate Indenture Bond or Subordinate Indenture Bonds shall be restricted exclusively to the moneys or Defeasance Obligations so deposited, together with any earnings thereon, for any claim of whatsoever nature with respect to such Subordinate Indenture Bond or Subordinate Indenture Bonds, and the Trustee shall hold such moneys, Defeasance Obligations and earnings in trust for such holder or holders. In determining the sufficiency of the moneys and Defeasance Obligations deposited pursuant to this Section, the Trustee shall receive, at the expense of the Commission, and may rely upon: (a) a verification report of a firm of nationally recognized independent certified public accountants or other qualified firm acceptable to the Commission and the Trustee; provided, however, that the Trustee may waive the requirement for the provision of such verification report if the Subordinate Indenture Bonds which are being defeased will be paid and cancelled within 90 days and the Trustee can calculate the interest to be paid on such Subordinate Indenture Bonds to and including such payment or redemption date; and (b) an opinion of Bond Counsel to the effect that (1) all conditions set forth in the Subordinate Indenture have been satisfied and (2) that defeasance of any Subordinate Indenture Bonds will not cause interest on the Subordinate Indenture Bonds to be includable in gross income for federal income tax purposes. Upon such defeasance, all rights of the Commission, including its right to provide for optional redemption or prepayment of any Subordinate Indenture Bonds on dates other than planned pursuant to such defeasance shall cease unless specifically retained by filing a written notification thereof with the Trustee at the time the Defeasance Obligations are deposited with the Trustee.

At such times as any Subordinate Indenture Bonds shall be deemed to be paid under the Subordinate Indenture, as aforesaid, it shall no longer be secured by or entitled to the benefits of the Subordinate Indenture, except for the purposes of any such payment from such money or Defeasance Obligations.

## **NOTICE OF DEFEASANCE**

- (a) In case any of the Subordinate Indenture Bonds, for the payment of which moneys or Defeasance Obligations have been deposited with the Trustee pursuant to the Subordinate Indenture, are to be redeemed on any date prior to their maturity, the Commission shall give to the Trustee in form satisfactory to it irrevocable instructions to give notice of redemption of such Subordinate Indenture Bonds on the redemption date for such Subordinate Indenture Bonds.
- (b) In addition to the foregoing notice, in the event such Subordinate Indenture Bonds to be redeemed are not by their terms subject to redemption within the

next succeeding 60 days, the Trustee shall give further notice to the Subordinate Indenture Bondholders that the deposit required by the Subordinate Indenture has been made with the Trustee and that said Subordinate Indenture Bonds are deemed to have been paid in accordance the Subordinate Indenture and stating the maturity or redemption date or dates upon which moneys are to be available for the payment of the principal of and redemption premium, if any, on said Subordinate Indenture Bonds; such further notice shall be given promptly following the making of the deposit required by the Subordinate Indenture; and such further notice also shall be given in the manner set forth in the Subordinate Indenture; but no defect in said further notice nor any failure to give all or any portion of such further notice shall in any manner defeat the effectiveness of the deposit.

- (c) If the Commission has retained any rights pursuant to the Subordinate Indenture, notice thereof shall be sent to Subordinate Indenture Bondholders of such Subordinate Indenture Bonds as soon as practicable and not later than any notice required by paragraphs (a) or (b) above.

### **LIMITATION OF LIABILITY OF OFFICIALS OF THE COMMISSION**

No covenant, stipulation, obligation or agreement contained in the Subordinate Indenture shall be deemed to be a covenant, stipulation, obligation or agreement of any present or future member, agent or employee of the Commission in his individual capacity, and neither the members of the Commission nor any official executing the Subordinate Indenture Bonds shall be liable personally on the Subordinate Indenture Bonds or be subject to any personal liability or accountability by reason of the issuance thereof. Notwithstanding anything to the contrary contained herein, the Trustee, the Subordinate Indenture Bondholders and any other party entitled to seek payment from the Commission under or to enforce the Subordinate Indenture and the Subordinate Indenture Bonds will be entitled to look solely to the Trust Estate, and such collateral, if any, as may now or hereafter be given to secure the payment of the obligations of the Commission under the Subordinate Indenture and the Subordinate Indenture Bonds, and no other property or assets of the Commission or any officer or director of the Commission shall be subject to levy, execution or other enforcement procedure for the satisfaction of the remedies hereunder, or for any payment required to be made under the Subordinate Indenture and the Subordinate Indenture Bonds, or for the performance of any of the covenants or warranties contained herein.

### **VOTING RIGHTS OF CAPITAL APPRECIATION BOND HOLDERS AND CONVERTIBLE CAPITAL APPRECIATION BOND HOLDERS**

For purposes of any consent, request, direction, approval, objection or other instrument requiring the action of the Holders of Subordinate Indenture Bonds, or any Class thereof, the principal amount of Capital Appreciation Bonds or Convertible Capital Appreciation Bonds attributed to a Holder thereof shall be based on the accreted value of such Capital Appreciation Bonds or Convertible Capital Appreciation Bonds as of the most recent Compounding Date.

**APPENDIX D**

**FORM OF OPINION OF CO-BOND COUNSEL**

[ THIS PAGE INTENTIONALLY LEFT BLANK ]



## APPENDIX D

The proposed form of the legal opinions of Thorp Reed & Armstrong, LLP and the Law Offices of Wayne D. Gerhold, co-bond counsel, is set forth below. The actual opinions will be delivered on the date of delivery of the bonds referred to therein and may vary from the form to reflect circumstances both factual and legal at the time of delivery. Recirculation of the Official Statement following the date hereof shall create no implication that Thorp Reed & Armstrong, LLP and/or the Law Offices of Wayne D. Gerhold have reviewed any of the matters set forth in such opinion subsequent to the date of such opinion.

We have acted as Co-Bond Counsel in connection with the issuance and sale by the Pennsylvania Turnpike Commission (the "Commission") of \$123,545,000 aggregate principal amount of its Turnpike Subordinate Revenue Bonds, Series A of 2012 (the "2012A Subordinate Revenue Bonds"), and \$94,935,000 aggregate principal amount of its Motor License Fund-Enhanced Turnpike Subordinate Special Revenue Bonds, Series A of 2012 (the "2012A Special Revenue Bonds" and, together with the 2012A Subordinate Revenue Bonds, the "2012A Bonds"), pursuant to Subordinate Trust Indenture, dated as of April 1, 2008, as amended and supplemented prior to the date hereof (as so amended and supplemented, the "Existing Subordinate Indenture"), and as further supplemented by Supplemental Trust Indenture No. 12, dated as of April 1, 2012 ("Supplemental Indenture No. 12" and, together with the Existing Subordinate Indenture, the "Subordinate Indenture"), between the Commission and Wells Fargo Bank, N.A., as successor trustee to TD Bank, National Association (the "Trustee"). Capitalized terms used herein and not otherwise defined shall have the meanings ascribed to such terms in the Subordinate Indenture.

We have examined (i) an executed counterpart of Supplemental Indenture No. 12, (ii) the respective forms of the 2012A Bonds, (iii) a copy, certified or otherwise identified to our satisfaction, of the Existing Subordinate Indenture, and (iv) such constitutional and statutory provisions and such other resolutions, certificates, instruments and documents as we have deemed necessary or appropriate in order to enable us to render an informed opinion as to the matters set forth herein.

In rendering the opinions set forth below, we have assumed the genuineness of all signatures, the authenticity of all documents submitted to us as originals and the conformity to the original documents of all documents submitted to us as copies. As to any facts material to such opinions, we have, when relevant facts were not independently established, relied upon the aforesaid instruments, certificates and documents and the representations and warranties made therein without undertaking to verify the same by independent investigation.

Based upon the foregoing, it is our opinion, under existing law and as of the date hereof, and subject to the qualifications and limitations set forth herein, that:

1. The Commission is a validly existing instrumentality of the Commonwealth of Pennsylvania and has the power to enter into the transactions contemplated by Supplemental Indenture No. 12 and to carry out its obligations thereunder.
2. Supplemental Indenture No. 12 has been duly authorized, executed and delivered by the Commission and constitutes the valid and binding obligation of the Commission, enforceable against the Commission in accordance with its terms.
3. The 2012A Bonds have been duly and validly authorized and issued by the Commission and constitute the valid and binding limited obligations of the Commission, enforceable against the Commission in accordance with their terms, payable from the sources provided therefor in the Subordinate Indenture.

4. The 2012A Bonds are exempt from personal property taxes in Pennsylvania, and the interest on the 2012A Bonds is exempt from Pennsylvania corporate net income tax and from Pennsylvania personal income tax.

5. Interest on the 2012A Bonds (including any original issue discount properly allocable to an owner thereof) is excludable from gross income for federal income tax purposes and is not an item of tax preference for purposes of the federal alternative minimum tax imposed on individuals and corporations. It should be noted, however, that for the purpose of computing the alternative minimum tax imposed on corporations (as defined for federal income tax purposes), such interest is taken into account in determining adjusted current earnings. The opinion set forth in the preceding sentence is subject to the condition that the Commission comply with all requirements of the Internal Revenue Code of 1986, as amended (the "Code"), that must be satisfied subsequent to the issuance of the 2012A Bonds in order that interest thereon be, or continue to be, excluded from gross income for federal income tax purposes. The Commission has covenanted to comply with all such requirements of the Code. Failure to comply with certain of such requirements may cause interest on the 2012A Bonds to become included in gross income for federal income tax purposes retroactively to the date of issuance of the 2012A Bonds.

We express no opinion regarding any other federal, state or local tax consequences arising with respect to the 2012A Bonds.

The opinions set forth above as to the enforceability of the 2012A Bonds and Supplemental Indenture No. 12 are subject to applicable bankruptcy, reorganization, moratorium, insolvency or other laws affecting creditors' rights or remedies generally (including, without limitation, laws relating to fraudulent conveyances or transfers) and are subject to general principles of equity and the exercise of judicial discretion in appropriate cases (regardless of whether such enforceability is considered in a proceeding in equity or at law).

The opinions set forth above are rendered on the basis of, and limited to, federal law and the laws of the Commonwealth of Pennsylvania as enacted and construed on the date hereof. We express no opinion herein as to any matter not set forth in the numbered paragraphs above. In particular, we assume no responsibility for, and express no opinion herein with respect to, the accuracy, adequacy or completeness of the Preliminary Official Statement or the Official Statement prepared in respect of the 2012A Bonds, including the appendices thereto, and we make no representation that we have independently verified any such information.

We call to your attention that the 2012A Bonds are not in any way a debt or liability of the Commonwealth of Pennsylvania or any instrumentality, agency or political subdivision thereof other than the Commission, nor do the 2012A Bonds or the Subordinate Indenture pledge the general credit or taxing power of the Commonwealth of Pennsylvania or any instrumentality, agency or political subdivision thereof. The Commission has no taxing power.

The opinions set forth above are given solely for your benefit and may not be relied on by any other person or entity without our express prior written consent. The opinions set forth above are given solely as of the date hereof, and we do not undertake to update or supplement this opinion to reflect any facts or circumstances that may hereafter come to our attention or any changes in law that may hereafter occur including, but not limited to, those that may affect the tax status of interest on the 2012A Bonds.

Very truly yours,

**APPENDIX E**

**SUMMARY OF CERTAIN PROVISIONS OF AND DEFINED TERMS IN  
THE SENIOR INDENTURE**

[ THIS PAGE INTENTIONALLY LEFT BLANK ]

## APPENDIX E

### SUMMARY OF CERTAIN PROVISIONS OF AND DEFINED TERMS IN THE SENIOR INDENTURE

#### Definitions

*The following is a list of definitions derived from the Senior Indenture concerning the Senior Revenue Bonds and the operation of the Senior Indenture. This summary of such terms does not purport to be complete or definitive and is subject to all of the terms and provisions of the Senior Indenture, a copy of which will be available at the corporate trust office of the U.S. Bank National Association, as the trustee under the Senior Indenture (the "Senior Trustee"). In addition to words and terms defined elsewhere in this Official Statement, the following words and terms used in this Official Statement and this APPENDIX E shall have the following meanings unless the context clearly indicates otherwise.*

"Additional Senior Revenue Bonds" means Senior Revenue Bonds of any series authorized to be issued under the Senior Indenture.

"Annual Debt Service" means (a) the amount of principal and interest paid or payable with respect to Senior Revenue Bonds in a Fiscal Year plus (b) Senior Indenture Reimbursement Obligations paid or payable by the Commission in such Fiscal Year (but only to the extent they are not duplicative of such principal and interest), plus (c) the amounts, if any, paid or payable by the Commission in such Fiscal Year with respect to Senior Indenture Approved Swap Agreements, minus (d) the amounts, if any, paid or payable to the Commission in such Fiscal Year with respect to Senior Indenture Approved Swap Agreements, provided that the difference between the amounts described in clauses (c) and (d) shall be included only to the extent that such difference would not be recognized as a result of the application of the assumptions set forth below. The following assumptions shall be used to determine the Annual Debt Service becoming due in any Fiscal Year:

(1) in determining the principal amount paid or payable with respect to Senior Revenue Bonds or Senior Indenture Reimbursement Obligations in each Fiscal Year, payment shall be assumed to be made in accordance with any amortization schedule established for such Senior Indenture Indebtedness, including amounts paid or payable pursuant to any mandatory redemption schedule for such Senior Indenture Indebtedness;

(2) if any of the Senior Indenture Indebtedness or proposed Senior Indenture Indebtedness constitutes Balloon Senior Indenture Indebtedness, then such amounts thereof as constitute Balloon Senior Indenture Indebtedness shall be treated as if such Senior Indenture Indebtedness is to be amortized in substantially equal annual installments of principal and interest over a term of 25 years from the date of issuance of such Senior Indenture Indebtedness. Anything to the contrary herein notwithstanding, during the year preceding the final maturity date of such Senior Indenture Indebtedness, all of the principal thereof shall be considered to be due on such maturity date unless the Commission provides to the Senior Trustee a certificate of a financial consultant certifying that, in its judgment, the Commission will be able to refinance such Balloon Senior Indenture Indebtedness, in which event the Balloon Senior Indenture Indebtedness shall be amortized over the term of the Senior Indenture Indebtedness expected to refinance such Balloon Senior Indenture Indebtedness and shall bear the interest rate specified in the certificate of the financial consultant;

(3) if any of the Senior Indenture Indebtedness or proposed Senior Indenture Indebtedness constitutes Variable Rate Senior Indenture Indebtedness, then interest in future periods shall be based on the Assumed Variable Rate;

(4) Termination or similar payments under an Senior Indenture Approved Swap Agreement shall not be taken into account in any calculation of Annual Debt Service; and

(5) If any cash subsidy payments (the "Subsidy Payments") from the United States Treasury pursuant to Section 54AA or 6431 of the Code (as such Sections were added by Section 1531 of the American Recovery and Reinvestment Act of 2009 (Pub.L. 111-5) pertaining to "Build America Bonds") are scheduled to be received by the Commission with respect to any Senior Revenue Bonds which are eligible for such Subsidy Payments, each of the Subsidy Payments may be deducted from the interest payable on such Senior Revenue Bonds in the period in which such Subsidy Payment is scheduled to be received.

"Applicable Long-Term Senior Indenture Indebtedness" includes Senior Revenue Bonds, Additional Senior Revenue Bonds, Senior Indenture Reimbursement Obligations and obligations of the Commission under Senior Indenture Approved Swap Agreements, to the extent the same constitute Long-Term Senior Indenture Indebtedness, and excludes Subordinated Senior Indenture Indebtedness.

"Assumed Variable Rate" means in the case of (a) Outstanding Variable Rate Senior Indenture Indebtedness, the average interest rate on such Senior Indenture Indebtedness for the most recently completed 12-month period; and (b) proposed Variable Rate Senior Indenture Indebtedness, (1) which will, in the opinion of Bond Counsel delivered at the time of the issuance thereof be excluded from gross income for federal income tax purposes, the average of the Bond Market Association Swap Index ("BMA Index") for the 12 months ending 7 days preceding the date of calculation plus 100 basis points, or (2) in the case of Bonds not described in clause (1), the London Interbank Offered Rate ("LIBOR") most closely resembling the reset period for the Variable Rate Senior Indenture Indebtedness plus 100 basis points; provided that if the BMA Index or LIBOR shall cease to be published, the index to be used in its place shall be that index which the Commission in consultation with a financial consultant determines most closely replicates such index, as set forth in a certificate of a Commission Official filed with the Senior Trustee.

"Balloon Senior Indenture Indebtedness" means Senior Indenture Long-Term Indebtedness of which 25% or more of the principal matures in the same Fiscal Year and is not required by the documents pursuant to which such Senior Indenture Indebtedness was issued to be amortized by payment or redemption prior to that Fiscal Year, provided that such Indebtedness will not constitute Balloon Senior Indenture Indebtedness if the Senior Trustee is provided a certificate of a Commission Official certifying that such Senior Indenture Indebtedness is not to be treated as Balloon Senior Indenture Indebtedness (because, by way of example, such Senior Indenture Indebtedness is intended to serve as "wrap around" Senior Indenture Indebtedness).

"Consultant" means a Person who shall be independent, appointed by the Commission as needed, qualified and having a nationwide and favorable reputation for skill and experience in such work for which the Consultant was appointed. In those situations in which a Consultant is appointed to survey risks and to recommend insurance coverage, such Consultant may be a broker or agent with whom the Commission transacts business.

"Credit Facility" means any letter of credit, lieu of credit, standby letter of credit, indemnity or surety insurance policy or agreement to purchase a debt obligation or any similar extension of credit, credit enhancement or liquidity support obtained by the Commission from a responsible financial or insurance institution, to provide for or to secure payment of principal and purchase price of, and/or interest on Senior Revenue Bonds pursuant to the provisions of a Supplemental Senior Indenture under which such Senior Revenue Bonds are issued. The use of such definition is not intended to preclude the Commission from providing the credit or liquidity support with respect to one or more series of Senior Revenue Bonds directly rather than through a financial or insurance institution.

"Current Expenses" means the Commission's reasonable and necessary current expenses of maintenance, repair and operation of the System, including, without limiting the generality of the foregoing, all premiums for insurance and payments into any self-insurance reserve fund, all administrative and engineering expenses relating to maintenance, repair and operation of the System, fees and expenses of the Senior Trustee and of the Senior Indenture Paying Agents, a periodic fee or

charge to maintain a debt service reserve fund security, legal expenses and any other expenses required to be paid by the Commission as shown in the annual operating budget for the System.

"Event of Senior Indenture Bankruptcy" means the filing of a petition in bankruptcy (or other commencement of a bankruptcy or similar proceedings) by or against the Commission as debtor under Title 9 of the United States Code, as amended from time to time, and any successor to or replacement of such title and any other applicable federal or state bankruptcy, insolvency or similar law.

"General Reserve Fund" means the "General Reserve Fund" created by the Senior Indenture.

"Historical Pro Forma Debt Service Coverage Ratio" means, for any period of time, the ratio determined by dividing Net Revenues for such period by the Senior Indenture Maximum Annual Debt Service for all Applicable Long-Term Senior Indenture Indebtedness then Outstanding and the Applicable Long-Term Senior Indenture Indebtedness proposed to be issued.

"Long-Term Senior Indenture Indebtedness" means all Senior Indenture Indebtedness, which is not (a) Short-Term Senior Indenture Indebtedness or (b) Subordinated Senior Indenture Indebtedness.

"Net Revenues" means the amount by which total Revenues exceed Current Expenses for any particular period.

"Other Revenues" means any funds received or payable to the Commission, other than Revenues, which the Commission chooses to include as security for Senior Indenture Parity Obligations and/or Subordinated Senior Indenture Indebtedness pursuant to a Supplemental Senior Indenture.

"Outstanding" or "outstanding" in connection with Senior Revenue Bonds means all Senior Revenue Bonds which have been authenticated and delivered under the Senior Indenture, except: (a) Senior Revenue Bonds theretofore cancelled or delivered to the Senior Trustee for cancellation under the Senior Indenture; (b) Senior Revenue Bonds which are deemed to be no longer Outstanding in accordance with the Senior Indenture; and (c) Senior Revenue Bonds in substitution for which other Senior Revenue Bonds have been authenticated and delivered pursuant to the Senior Indenture. In determining whether the owners of a requisite aggregate principal amount of Senior Revenue Bonds Outstanding have concurred in any request, demand, authorization, direction, notice, consent or waiver under the provisions of the Senior Indenture, Senior Revenue Bonds which are held by or on behalf of the Commission (unless all of the Outstanding Senior Revenue Bonds are then owned by the Commission) shall be disregarded for the purpose of any such determination.

"Prior Senior Indenture" means that certain Senior Indenture of Trust dated as of July 1, 1986 between the Commission and the Senior Trustee, as supplemented and amended.

"Projected Annual Debt Service" for any future period of time, the amount of Senior Indenture Maximum Annual Debt Service on all Applicable Long-Term Senior Indenture Indebtedness then Outstanding and on any Applicable Long-Term Senior Indenture Indebtedness proposed to be issued.

"Projected Debt Service Coverage Ratio" means for the two Fiscal Years following the end of any period during which interest was fully capitalized on the Applicable Long-Term Senior Indenture Indebtedness proposed to be issued, the ratio determined by dividing Projected Net Revenues for such period by the Projected Annual Debt Service for such period.

"Projected Net Revenues" means projected Net Revenues for the period in question, taking into account any revisions of the Tolls which have been approved by the Commission and which will be effective during such period and any additional Tolls which the Commission or the Consultant, as appropriate, estimates will be received by the Commission following the completion of any project then being constructed or proposed to be constructed.

"Rate Covenant" means the requirement to establish and maintain a schedule of Tolls sufficient to provide the funds as described under "The Senior Indenture—Rate Covenant" in this Appendix E.

"Revenues" means (a) all Tolls received by or on behalf of the Commission from the System, (b) any other sources of revenues or funds of the Commission which the Commission chooses to include in the Senior Trust Estate pursuant to a Supplemental Senior Indenture, and (c) the interest and income earned on any fund or account where said interest or income is required to be credited to the Senior Indenture Revenue Fund pursuant to the Senior Indenture. As more fully provided in the Senior Indenture, in the event the Commission receives advances or prepayments or otherwise operates or participates in a system in which funds are collected prior to the actual usage of the System, such funds shall not be deemed to be Revenues until the usage occurs or the funds are earned pursuant to the agreement under which the Commission receives such funds.

"Senior Indenture Approved Swap Agreement" means a contract having an interest rate, currency, cash-flow, or other basis desired by the Commission, including, without limitation, interest rate swap agreements, currency swap agreements, forward payment conversion agreements, futures contracts, contracts providing for payments based on levels of or changes in interest rates, currency exchange rates, stock or other indices, or contracts to exchange cash flows or a series of payments, and contracts including, without limitation, interest rate floors or caps, options, puts or calls to hedge payment, currency rate, spread or similar exposure for which the Commission has satisfied the conditions under the Senior Indenture to have payments to be made and received by the Commission thereunder taken into account in the calculation of Annual Debt Service.

"Senior Indenture Bank" means as to any particular Series of Senior Revenue Bonds, each Person (other than a bond insurer) providing a letter of credit, a line of credit, a guaranty or another credit or liquidity enhancement facility as designated in the Supplemental Senior Indenture to the Senior Indenture providing for the issuance of such Senior Revenue Bonds.

"Senior Indenture Debt Service Fund" means the "Senior Indenture Debt Service Fund" created by the Senior Indenture.

"Senior Indenture Debt Service Reserve Fund" means the "Debt Service Reserve Fund" created by the Senior Indenture.

"Senior Indenture Event of Default" means those events specified under "The Senior Indenture — Events of Default" and such other events specified in any Supplemental Senior Indentures to the Senior Indenture.

"Senior Indenture Indebtedness" means any obligation or debt incurred for money borrowed.

"Senior Indenture Maximum Annual Debt Service" means at any point in time the maximum amount of Annual Debt Service on all Applicable Long-Term Senior Indenture Indebtedness, as required by the context (e.g., whether relating to all such Applicable Long-Term Senior Indenture Indebtedness or only specified Applicable Long-Term Senior Indenture Indebtedness) paid or payable in the then current or any future Fiscal Year.

"Senior Indenture Operating Account" means the "Operating Account" created by the Senior Indenture.

"Senior Indenture Parity Obligations" includes Senior Revenue Bonds and other obligations of the Commission owed to Senior Indenture Secured Owners, but excludes Subordinated Senior Indenture Indebtedness.



"Senior Indenture Parity Swap Agreement" means a Senior Indenture Approved Swap Agreement secured under the Senior Indenture on parity with all Senior Revenue Bonds and other Senior Indenture Parity Obligations.

"Senior Indenture Paying Agent" means with respect to any series of Senior Revenue Bonds that Person appointed pursuant to the Senior Indenture to make payments to bondholders of interest and/or principal pursuant to the terms of the Senior Indenture, which is currently the Senior Trustee.

"Senior Indenture Rebate Fund" means the "Rebate Fund" created by the Senior Indenture.

"Senior Indenture Reimbursement Obligation" means an obligation of the Commission pursuant to a reimbursement agreement to repay any amounts drawn under a Credit Facility and to pay interest on such drawn amounts pursuant to such reimbursement agreement.

"Senior Indenture Reserve Maintenance Fund" means the "Reserve Maintenance Fund" created by the Senior Indenture.

"Senior Indenture Revenue Fund" means the "Revenue Fund" created by the Senior Indenture. "Senior Indenture Secured Owner" means each Person who is a bondholder of any Senior Revenue Bonds, each counterparty providing a Senior Indenture Parity Swap Agreement, each Senior Indenture Bank providing a Credit Facility and each bond insurer providing a bond insurance policy with respect to a Senior Indenture Parity Obligation.

"Senior Revenue Bond" or "Senior Revenue Bonds" means any Senior Revenue Bonds outstanding under the Senior Indenture or the Prior Senior Indenture and Senior Indenture Indebtedness of any kind or class, including Senior Revenue Bonds, notes, bond anticipation notes, commercial paper and other obligations, issued as Additional Senior Revenue Bonds under the Senior Indenture, other than Additional Senior Revenue Bonds issued as Subordinated Senior Indenture Indebtedness.

"Senior Trust Estate" means all right, title and interest of the Commission in and to (i) all Revenues, (ii) all monies deposited into accounts or funds created by the Senior Indenture and held by or on behalf of the Senior Trustee (other than the Senior Indenture Rebate Fund), (iii) any insurance proceeds and other moneys required to be deposited under the Senior Indenture, (iv) all payments received by the Commission pursuant to Senior Indenture Parity Swap Agreements, and (v) all investment earnings on all moneys held in accounts and funds established by the Senior Indenture, other than the Senior Indenture Rebate Fund.

"Subordinated Senior Indenture Indebtedness" means Senior Indenture Indebtedness which is subordinated and junior in all respects to payment of all Senior Revenue Bonds and other Senior Indenture Parity Obligations incurred pursuant to or in compliance with the Senior Indenture.

"Supplemental Senior Indenture" means any Supplemental Senior Indenture to (a) the Senior Indenture, entered into in accordance with the provisions of the Senior Indenture and (b) the Prior Senior Indenture, including any Supplemental Senior Indenture pursuant to which (and only for so long as) Senior Revenue Bonds are outstanding thereunder.

"Short-Term Senior Indenture Indebtedness" means all Senior Indenture Indebtedness which matures in less than 365 days and is designated as Short-Term Senior Indenture Indebtedness pursuant to the Senior Indenture. In the event a Senior Indenture Bank has extended a line of credit or the Commission has undertaken a commercial paper or similar program, only amounts actually borrowed under such line of credit or program and repayable in less than 365 days shall be considered Senior Short-Term Senior Indenture Indebtedness and the full amount of such commitment or program shall not be treated as Short-Term Senior Indenture Indebtedness to the extent that such facility remains undrawn.

"Tolls" means all rates, rents, fees, charges, fines or other income derived by the Commission from vehicular usage of the System, and all rights to receive the same.

"Variable Rate Senior Indenture Indebtedness" means any Senior Indenture Indebtedness the interest rate on which fluctuates from time to time subsequent to the time of incurrence. Variable Rate Senior Indenture Indebtedness may include, without limitation, (a) certain "auction rate" indebtedness described in the Senior Indenture, (b) certain tender indebtedness described in the Senior Indenture, (c) commercial paper Senior Indenture Indebtedness which is intended to be reissued and refinanced periodically, or (d) other forms of Senior Indenture Indebtedness on which the interest fluctuates or is subject to being set or reset from time to time.

## **The Senior Indenture**

### *Rate Covenant*

The Commission has covenanted in the Senior Indenture that it will at all times establish and maintain schedules of Tolls for traffic over the System so that the Net Revenues of the System in each Fiscal Year will at all times be at least sufficient to provide funds in an amount not less than: (1) the greater of (i) 130% of the Annual Debt Service for such Fiscal Year on account of all Applicable Long-Term Senior Indenture Indebtedness then outstanding under the provisions of the Senior Indenture, or (ii) 100% of the Senior Indenture Maximum Annual Debt Service on all Applicable Long-Term Senior Indenture Indebtedness, plus (a) the amount of required transfers from the Senior Indenture Revenue Fund to the credit of the Senior Indenture Reserve Maintenance Fund pursuant to the annual capital budget, and (b) an amount sufficient to restore any deficiency in the Senior Indenture Debt Service Reserve Fund within an **18** month period; plus (2) the amount of any Short-Term Senior Indenture Indebtedness outstanding under the Senior Indenture for more than 365 consecutive days. In addition, the amount of Net Revenues in excess of the sum of the amounts set forth in clauses (1) and (2) above, together with Other Revenues pledged to the payment of Subordinated Senior Indenture Indebtedness, shall be sufficient to pay the Annual Debt Service for any Subordinated Senior Indenture Indebtedness (such covenant is referred to as the "Rate Covenant").

The Commission's failure to meet the Rate Covenant shall not constitute an Senior Indenture Event of Default under the Senior Indenture if: (i) no Senior Indenture Event of Default occurred in debt service payments as a result of such failure; and (ii) the Commission promptly after determining that the Rate Covenant was not met retains a Consultant to make written recommendations as to appropriate revisions to the schedules of Tolls necessary or appropriate to meet the Rate Covenant and advises the Senior Indenture Senior Trustee in writing of such retention. Anything in the Senior Indenture to the contrary notwithstanding, if the Commission shall comply with the recommendations of the Consultant in respect of Tolls, it will not constitute an Senior Indenture Event of Default under the provisions of the Senior Indenture if the Commission fails to meet the Rate Covenant during the succeeding Fiscal Year as long as no Senior Indenture Event of Default has occurred in debt service payments. If the Commission does not comply with the recommendations of the Consultant in respect of Tolls, the Senior Indenture Senior Trustee may, and upon the request of the holders of not less than 25% in principal amount of the Senior Revenue Bonds then outstanding and upon being indemnified to its satisfaction shall, institute and prosecute in a court of competent jurisdiction any appropriate action to compel the Commission to revise the schedules of Tolls. The Commission covenants that it will adopt and charge Tolls in compliance with any final order or decree entered in any such proceeding.

In the event that the Consultant shall fail to file with the Commission such recommendations in writing within 60 days after such retention, the Senior Trustee may designate and appoint a different Consultant to make recommendations as to an adjustment of the schedules of Tolls, which recommendations shall be reported in writing to the Commission and to the Senior Trustee within 60 days after such retention. Such written report shall for all purposes be considered to be the equivalent of and substitute for the recommendations of the Consultant retained by the Commission.

In preparing its recommendations, the Consultant may rely upon written estimates of Revenues prepared by the other Consultants of the Commission. Copies of such written estimates signed by such Consultants shall be attached to such recommendations. The Commission covenants that promptly after receipt of such recommendations and the adoption of any revised schedules of Tolls, certified copies thereof will be filed with the Senior Indenture Senior Trustee. The ability of the Commission to collect Tolls in an amount sufficient to comply with the Rate Covenant could be adversely affected by many factors, some of which are beyond the Commission's control.

The Commission has agreed that Tolls will be classified in a reasonable way to cover all traffic, so that the Tolls may be uniform in application to all traffic falling within any reasonable class regardless of the status or character of any person, firm or corporation participating in the traffic; provided that the foregoing shall not be interpreted to restrict the Commission's right, in its discretion in connection with its management of the System, to establish and maintain flexible Toll schedules including, but not limited to, provisions for utilizing or otherwise taking into account, peak and nonpeak pricing, introductory pricing, weight, method of payment, frequency, carpooling, electronic and other Toll collection technologies, traffic management systems, and similar classifications. The Commission has agreed that it shall not grant free passage or reduced Tolls within a class, except in the limited manner permitted by the Senior Indenture, which includes, among others, for operational or safety reasons including, but not limited to, reasons arising out of a work stoppage, work slowdown or work action, and for use by the Army, Air Force, Navy, Coast Guard, Marine Corps or National Guard or any branch thereof in time of war or other emergency. Any reduced Toll or grant of free passage shall be reviewed by the Commission with a Consultant before implementing the same unless the same is temporary (e.g. having duration of less than one year).

In the event the Commission did not meet the Rate Covenant for the preceding Fiscal Year, any reduced Toll or free passage shall be subject to a Consultant approving the same before it is implemented unless the circumstances require immediate implementation, in which event the Commission shall obtain such approval promptly following implementation. In all events, the Commission shall not reduce Tolls or grant free passage if it would cause the Commission to fail to meet the Rate Covenant.

The Commission's covenant as to uniformity of Tolls shall not be construed as requiring that Tolls for any given class of traffic be identical in amount throughout the entire System for trips of approximately identical lengths. The Commission may fix and place in effect schedules of Tolls for any given class of traffic wherein the Tolls charged for travel on a given section of the System shall be different from the Tolls charged on another section of the System notwithstanding the fact that both of said sections may be of identical or approximately identical length.

#### *Senior Indenture Debt Service Fund*

There are two separate accounts in the Senior Indenture Debt Service Fund known as the "Interest Account" and the "Principal Account." The Senior Trustee and the Commission may create such additional accounts in the Senior Indenture Debt Service Fund pursuant to a Supplemental Senior Indenture as they deem necessary or appropriate.

On or before the last business day preceding each interest payment date or principal (or sinking fund redemption) payment date or such other day as set forth in a Supplemental Senior Indenture, after making the deposits to the Operating Account pursuant to the Senior Indenture or identified in a certificate of a Commission Official, the Senior Trustee shall withdraw from the Senior Indenture Revenue Fund and deposit to the applicable Account in the Senior Indenture Debt Service Fund (or to a Series Credit Facility Fund in lieu of either of the foregoing) the amounts due on any Senior Indenture Parity Obligation; provided, however, that in the case of any fixed rate bonds, term mode bonds and multi-modal fixed mode bonds (collectively, "Fixed Rate Bonds"), the withdrawal from the Senior Indenture Revenue Fund and deposit to the Senior Indenture Debt Service Fund shall be made on or before the first business day of each calendar month in an amount which equals (a) the amount necessary to pay, and for the purpose of paying, one-sixth (1/6) of the interest due on such Fixed Rate Bonds issued under the Senior Indenture on the next succeeding Interest Payment Date (or, in the case of the period from the date of issuance of such Fixed Rate Bonds to the first interest payment date for the applicable Fixed Rate Bonds, a monthly amount equal to the interest amount owed on such first interest payment date divided by the number of months from the date of issuance of such Fixed Rate Bond to such first interest payment date) plus any accumulated unfunded balance relating to prior months'

deposit requirements; plus (b) an amount which equals one-twelfth (1/12) of the amount necessary to pay and for the purpose of paying the principal amount of such Fixed Rate Bonds issued under the Senior Indenture maturing (including mandatory sinking fund installments) on the next succeeding principal payment date (or, in the case of the period from the date of issuance of such Fixed Rate Bonds to the first date on which principal is due on such Fixed Rate Bonds, a monthly amount equal to the principal amount owed on such first principal maturity date divided by the number of months from the date of issuance of such Fixed Rate Bond to such first principal maturity date) plus any accumulated unfunded balance relating to prior months' deposit requirements.

There shall be withdrawn from the Interest Account (and any available capitalized interest) and the Principal Account from time to time and set aside or deposited with the Senior Trustee sufficient money for paying the interest on and the principal of and premium on the Senior Revenue Bonds as the same shall become due, except to the extent such interest, principal or other amounts are payable from a fund or account other than the Senior Indenture Debt Service Fund as provided in any Supplemental Senior Indenture.

If at the time the Senior Trustee is required to make a withdrawal from the Senior Indenture Debt Service Fund the moneys therein shall not be sufficient for such purpose, the Senior Trustee shall withdraw the amount of such deficiency from the moneys on deposit in the following funds or accounts and transfer the same to the Senior Indenture Debt Service Fund in the following order: the Debt Service Reserve Fund, the General Reserve Fund, and the Reserve Maintenance Fund.

#### *Additional Long-Term Senior Indenture Indebtedness*

The Commission agrees that it will not issue any Additional Senior Revenue Bonds constituting Long-Term Senior Indenture Indebtedness unless prior to or contemporaneously with the incurrence thereof, certain provisions of the Senior Indenture are met and there is delivered to the Trustee: (1) a certificate of a Commission Official certifying that the Historical Pro Forma Debt Service Coverage Ratio for the most recent Fiscal Year preceding the delivery of such certificate for which audited financial statements are available was not less than 1.75; or (2) a report of a Consultant to the effect that (i) the Net Revenues of the Commission during the preceding Fiscal Year were at least 130% of the Senior Indenture Maximum Annual Debt Service on all Applicable Long-Term Senior Indenture Indebtedness then Outstanding and on any Applicable Long-Term Senior Indenture Indebtedness proposed to be issued (which report may assume any revisions of the Tolls which have been approved by the Commission subsequent to the beginning of such Fiscal Year were in effect for the entire Fiscal Year), and (ii) the Projected Debt Service Coverage Ratio is not less than 1.30; or (3) if the Long-Term Indebtedness is being incurred solely for the purposes of refunding, repurchasing or refinancing (whether in advance or otherwise) any outstanding Long-Term Senior Indenture Indebtedness, a certificate of a Commission official certifying the Maximum Annual Debt Service on all Applicable Long-Term Senior Indenture Indebtedness prior to the issuance of the proposed Long-Term Senior Indenture Indebtedness is greater than the Maximum Annual Debt Service on all Applicable Long-Term Senior Indenture Indebtedness after the issuance of such proposed Long-Term Indebtedness.

#### *Other Additional Senior Indenture Parity Obligations*

In addition to additional Long-Term Senior Indenture Indebtedness described above, the Commission is also permitted to incur additional Short-Term Senior Indenture Indebtedness and Senior Indenture Parity Swap Agreements under certain conditions set forth in the Senior Indenture.

#### *Events of Default*

Each of the following is a "Senior Indenture Event of Default" under the Senior Indenture:

(a) Default in the payment of any installment of principal, redemption premium, if any, interest or other amount due on any Senior Revenue Bond when the same becomes due and payable;

(b) Default in the payment by the Commission of any other Senior Indenture Parity Obligation;

(c) Subject to the provisions relating to notice and opportunity to cure certain defaults described below, default in the performance or breach of any covenant, warranty or representation of the Commission contained in the Senior Indenture (other than a default under (a) and (b) above);

(d) The occurrence of any Senior Indenture Event of Default under any Supplemental Senior Indenture; or

(e) The occurrence of an Event of Senior Indenture Bankruptcy of the Commission; (2) the appointment of a receiver, liquidator, assignee, custodian, Senior Trustee, sequestrator or other similar official of the Commission or of any substantial portion of its property, which appointment shall not have been rescinded or stayed within ninety (90) days after taking effect; or (3) the ordering of the winding up or liquidation of the affairs of the Commission.

No default under paragraph (c) above shall constitute an Senior Indenture Event of Default until written notice of such default shall have been given to the Commission by the Senior Trustee or by the holders of at least 25% in aggregate principal amount of the Senior Revenue Bonds Outstanding, and the Commission shall have had 30 days after receipt of such notice to correct such default or cause such default to be corrected, and shall have failed to do so. In the event, however, that the default is such that it cannot be corrected within such 30 day period, it shall not constitute an Senior Indenture Event of Default if corrective action is instituted by the Commission within such period and diligently pursued (as determined by the Senior Trustee) until the default is corrected.

[ THIS PAGE INTENTIONALLY LEFT BLANK ]

**APPENDIX F**

**DEBT SERVICE REQUIREMENTS OF THE TURNPIKE REVENUE BONDS AND  
SUBORDINATE INDENTURE BONDS**

[ THIS PAGE INTENTIONALLY LEFT BLANK ]



**APPENDIX F**  
**DEBT SERVICE REQUIREMENTS OF THE TURNPIKE SENIOR AND SUBORDINATE BONDS**

Fiscal Year	Existing Debt Service on Senior Indenture Bonds <sup>1,2,3,4,5</sup>	Subordinate Revenue Bonds, Series A of 2012				Total Debt Service from Subordinate Revenue Bonds
		Existing Debt Service from Subordinate Revenue Bonds <sup>4</sup>	Principal	Interest	Total	
2012	\$147,809,145	\$130,713,728	-	-	-	\$130,713,728
2013	210,524,595	152,683,187	-	3,383,708	3,383,708	156,066,895
2014	242,218,043	177,746,212	3,440,000	5,613,525	9,053,525	186,799,737
2015	222,101,835	177,590,526	3,495,000	5,510,325	9,005,325	186,595,851
2016	149,976,536	179,208,181	3,500,000	5,405,475	8,905,475	188,113,656
2017	150,371,809	197,359,612	3,470,000	5,300,475	8,770,475	206,130,087
2018	150,381,983	197,187,904	3,480,000	5,147,275	8,627,275	205,815,179
2019	150,591,275	226,896,453	3,500,000	4,995,825	8,495,825	235,392,278
2020	150,577,512	226,617,275	3,505,000	4,855,825	8,360,825	234,978,100
2021	150,045,221	242,301,205	3,550,000	4,680,575	8,230,575	250,531,780
2022	150,057,476	242,060,991	3,600,000	4,503,075	8,103,075	250,164,066
2023	164,004,930	246,564,358	3,650,000	4,323,075	7,973,075	254,537,433
2024	165,207,973	245,827,764	3,700,000	4,145,075	7,845,075	253,672,839
2025	164,935,236	245,665,814	3,730,000	3,994,550	7,724,550	253,390,364
2026	164,930,889	245,473,521	3,755,000	3,845,350	7,600,350	253,073,871
2027	127,573,820	258,314,345	3,825,000	3,657,600	7,482,600	265,796,945
2028	109,168,600	258,185,300	3,895,000	3,466,350	7,361,350	265,546,650
2029	109,426,030	258,078,404	3,945,000	3,300,450	7,245,450	265,323,854
2030	134,239,059	253,776,163	4,025,000	3,103,200	7,128,200	260,904,363
2031	134,441,186	253,539,089	4,115,000	2,901,950	7,016,950	260,556,039
2032	162,689,495	253,301,374	4,210,000	2,696,200	6,906,200	260,207,574
2033	162,899,014	253,154,111	4,305,000	2,485,700	6,790,700	259,944,811
2034	163,139,313	252,979,783	4,420,000	2,270,450	6,690,450	259,670,233
2035	163,384,485	252,812,694	4,495,000	2,082,600	6,577,600	259,390,294
2036	160,695,458	255,589,418	4,585,000	1,891,563	6,476,563	262,065,980
2037	140,911,864	254,945,120	4,670,000	1,696,700	6,366,700	261,311,820
2038	140,924,438	254,187,884	4,770,000	1,498,225	6,268,225	260,456,109
2039	140,939,212	225,314,029	4,875,000	1,295,500	6,170,500	231,484,529
2040	61,087,329	140,218,739	5,020,000	1,051,750	6,071,750	146,290,489
2041	72,359,394	180,446,449	5,170,000	800,750	5,970,750	186,417,199
2042	72,395,378	168,086,660	5,335,000	542,250	5,877,250	173,963,910
2043	72,429,913	-	5,510,000	275,500	5,785,500	5,785,500
2044	72,465,672	-	-	-	-	-
2045	72,500,145	-	-	-	-	-
2046	72,540,826	-	-	-	-	-
2047	72,589,849	-	-	-	-	-
2048	72,633,704	-	-	-	-	-
2049	72,673,699	-	-	-	-	-
2050	72,721,942	-	-	-	-	-
	\$5,170,564,281	\$6,906,826,289	\$123,545,000	\$100,720,871	\$224,265,871	\$7,131,092,160

- (1) All variable rate debt, unless subject to an interest rate swap agreement, is shown at an assumed rate of 4.0%. All variable rate debt which is swapped to a fixed rate is shown at the fixed swap rate. As only a portion of principal on the 2009C and 2011D Turnpike Revenue Bonds (SIFMA Index Notes) is swapped, the interest rate is calculated as a weighted average between a) an assumed rate of 4.0% plus the fixed spread b) swap rate of 4.403% plus the fixed spread, based on the outstanding principal amounts of unhedged and hedged bonds.
- (2) Interest reflects anticipated receipt of Federal Subsidy.
- (3) Does not reflect any likely refunding of Series 2009C and 2011D Turnpike Revenue Bonds (SIFMA Index Notes) at their maturity.
- (4) Interest net of capitalized interest; does not reflect any expected earnings credited against debt service.
- (5) All fixed rate debt, unless subject to an interest rate swap agreement, is shown at the actual interest rate. All fixed rate debt which is swapped to a floating rate is shown at an assumed rate of 4.0% plus the fixed spread.

**APPENDIX F  
DEBT SERVICE REQUIREMENTS OF THE TURNPIKE SENIOR AND SUBORDINATE BONDS**

**MLF Enhanced Special Revenue Bonds Series A of 2012**

Fiscal Year	Existing Debt Service from MLF Enhanced Subordinate Special Revenue Bonds <sup>1</sup>	Principal	Interest	Total	Total Debt Service from MLF Enhanced Subordinate Special Revenue Bonds	Aggregate Debt Service
2012	\$10,062,506	-	-	-	\$10,062,506	\$288,585,380
2013	17,506,672	-	2,798,087	2,798,087	20,304,759	386,896,249
2014	17,362,075	210,000	4,641,988	4,851,988	22,214,063	451,231,842
2015	17,511,075	265,000	4,637,788	4,902,788	22,413,863	431,111,548
2016	17,649,325	370,000	4,632,488	5,002,488	22,651,813	360,742,004
2017	25,879,750	520,000	4,621,388	5,141,388	31,021,138	387,523,034
2018	26,013,250	670,000	4,605,788	5,275,788	31,289,038	387,486,199
2019	26,145,800	825,000	4,585,688	5,410,688	31,556,488	417,540,040
2020	26,282,050	990,000	4,552,688	5,542,688	31,824,738	417,380,349
2021	31,143,800	1,165,000	4,513,088	5,678,088	36,821,888	437,398,888
2022	31,275,150	1,350,000	4,454,838	5,804,838	37,079,988	437,301,530
2023	34,358,650	1,550,000	4,387,338	5,937,338	40,295,988	458,838,350
2024	34,478,900	1,745,000	4,317,738	6,062,738	40,541,638	459,422,449
2025	34,603,388	1,950,000	4,235,888	6,185,888	40,789,275	459,114,875
2026	34,723,113	2,165,000	4,143,388	6,308,388	41,031,500	459,036,260
2027	51,362,356	2,395,000	4,035,138	6,430,138	57,792,494	451,163,259
2028	51,482,794	2,630,000	3,915,388	6,545,388	58,028,181	432,743,431
2029	51,593,506	2,880,000	3,787,950	6,667,950	58,261,456	433,011,340
2030	51,708,219	3,130,000	3,643,950	6,773,950	58,482,169	453,625,590
2031	51,814,594	3,400,000	3,487,450	6,887,450	58,702,044	453,699,269
2032	51,921,469	3,680,000	3,317,450	6,997,450	58,918,919	481,815,988
2033	52,033,044	3,980,000	3,133,450	7,113,450	59,146,494	481,990,319
2034	52,141,081	4,285,000	2,934,450	7,219,450	59,360,531	482,170,077
2035	52,251,631	4,605,000	2,723,450	7,328,450	59,580,081	482,354,860
2036	52,350,531	4,935,000	2,496,700	7,431,700	59,782,231	482,543,669
2037	52,449,838	5,285,000	2,253,700	7,538,700	59,988,538	462,212,222
2038	52,549,175	5,645,000	1,993,450	7,638,450	60,187,625	461,568,172
2039	52,649,238	6,025,000	1,715,500	7,740,500	60,389,738	432,813,478
2040	26,649,938	6,420,000	1,414,250	7,834,250	34,484,188	241,862,005
2041	26,743,544	6,845,000	1,093,250	7,938,250	34,681,794	293,458,386
2042	17,093,100	7,280,000	751,000	8,031,000	25,124,100	271,483,388
2043	-	7,740,000	387,000	8,127,000	8,127,000	86,342,413
2044	-	-	-	-	-	72,465,672
2045	-	-	-	-	-	72,500,145
2046	-	-	-	-	-	72,540,826
2047	-	-	-	-	-	72,589,849
2048	-	-	-	-	-	72,633,704
2049	-	-	-	-	-	72,673,699
2050	-	-	-	-	-	72,721,942
	<b>\$1,131,789,560</b>	<b>\$94,935,000</b>	<b>\$104,211,699</b>	<b>\$199,146,699</b>	<b>\$1,330,936,259</b>	<b>\$13,632,592,700</b>

(1) Interest net of capitalized Interest; does not reflect any expected earnings credited against debt service.

**APPENDIX G**

**TRAFFIC AND REVENUE STUDY**

[ THIS PAGE INTENTIONALLY LEFT BLANK ]

# Pennsylvania Turnpike 2012 Traffic and Revenue Forecast Study



March 9, 2012



Pennsylvania Turnpike Commission

**CDM  
Smith**

# Table of Contents

<b>Chapter 1: Introduction .....</b>	<b>1-1</b>
<b>Report Structure .....</b>	<b>1-1</b>
<b>Chapter 2: Turnpike Characteristics .....</b>	<b>2-1</b>
<b>The Pennsylvania Turnpike Facilities.....</b>	<b>2-1</b>
<b>Turnpike Transaction and Toll Revenue Trends.....</b>	<b>2-1</b>
Ticket System Transaction Trends.....	2-2
Barrier System Transaction Trends.....	2-2
Monthly Transactions and Gross Toll Revenue Trends.....	2-9
Annual Transaction and Gross Toll Revenue Trends.....	2-13
<b>E-Z Pass Market Share .....</b>	<b>2-19</b>
<b>Historical Toll Rate Increases and Changes to the Commercial Volume</b>	
<b>Discount Program .....</b>	<b>2-19</b>
Toll Rate Increases .....	2-19
Recent Changes to the Commercial Volume Discount Program .....	2-22
<b>Chapter 3: Socioeconomic Trends and Forecasts .....</b>	<b>3-1</b>
<b>Population Trends and Forecasts .....</b>	<b>3-1</b>
<b>Employment and Unemployment Trends and Forecasts .....</b>	<b>3-3</b>
<b>Retail Sales Trends and Forecasts.....</b>	<b>3-4</b>
<b>Real Gross Regional Product (RGP) Trends and Forecasts .....</b>	<b>3-5</b>
<b>Historical and Forecast Motor Fuel Prices .....</b>	<b>3-6</b>
<b>Overall General Trends .....</b>	<b>3-7</b>
<b>Econometric Growth Analysis.....</b>	<b>3-8</b>
<b>Socioeconomic Inputs .....</b>	<b>3-8</b>
<b>Traffic and Travel Pattern Inputs.....</b>	<b>3-8</b>
<b>Methodology.....</b>	<b>3-9</b>
<b>Chapter 4: Transaction and Toll Revenue Forecasts .....</b>	<b>4-1</b>
<b>Committed Turnpike System Roadway Improvements .....</b>	<b>4-1</b>
Mainline I-76/I-276 Roadway Improvement Projects.....	4-1
Pennsylvania Turnpike I-276/I-95 Interchange Project.....	4-3
Northeast Extension (I-476) Roadway Improvement Projects.....	4-3
<b>Construction Related Impacts on Turnpike System Traffic.....</b>	<b>4-4</b>
<b>Assumed Toll Rate Increases on the Turnpike .....</b>	<b>4-4</b>
<b>Estimated Toll Sensitivity of Transactions to Toll Increases .....</b>	<b>4-6</b>

## Table of Contents (Continued)

Estimated E-ZPass Market Shares in Future Years .....	4-7
Assumptions on The Commercial Volume Discount Program .....	4-9
Transaction and Gross Toll Revenue Forecasts .....	4-9
Disclaimer.....	4-11

## Tabulations

Table 2-1: Passenger Cars Ticket System (Including Gateway Plaza) – Average Daily Transactions .....	2-3
Table 2-2: Passenger Cars – Barrier System – Average Daily Transactions .....	2-6
Table 2-3: Pennsylvania Turnpike Monthly Transaction Trends by Facility and Vehicle Class .....	2-10
Table 2-4: Pennsylvania Turnpike Monthly Gross Toll Revenue Trends by Facility and Vehicle Class .....	2-14
Table 2-5: Near Term Measures of Commercial Activity and Growth in Total Turnpike Transactions .....	2-17
Table 2-6: Annual Systemwide Traffic and Adjusted Gross Toll Revenue Trends.....	2-18
Table 2-7: Annual Percent E-ZPass Market Shares Based on Transactions .....	2-20
Table 2-8: Monthly E-ZPass Market Shares: Ticket System Based on Transactions.....	2-21
Table 2-9: Historical Toll Rate Increases.....	2-21
Table 3-1: Population Trends and Forecasts.....	3-2
Table 3-2: Employment Trends and Forecasts.....	3-3
Table 3-3: Retail Sales Trends and Forecasts.....	3-5
Table 3-4: Gross Regional Product Trends and Forecasts.....	3-6
Table 3-5: Summary of Estimated Annual Traffic Growth.....	3-11
Table 4-1: Major Committed Roadway Improvements on the Turnpike System.....	4-2
Table 4-2: Actual and Assumed future Toll Rate Increases.....	4-5
Table 4-3: Estimated Impact of 2009 Toll Rate Increase .....	4-7
Table 4-4: Actual and Estimated Future E-ZPass Market Shares .....	4-8
Table 4-5: Near Term Measures of Commercial Activity and Total Turnpike Traffic Estimates .....	4-10
Table 4-6: Ticket System: Estimated Annual Transactions and Gross Toll Revenue ....	4-12
Table 4-7: Barrier System: Estimated Annual Transactions and Gross Toll Revenue ...	4-13
Table 4-8: Total System: Estimated annual Transactions and Gross Toll Revenue .....	4-14

## Illustrations (Follows Page)

<b>Figure 2-1: Pennsylvania Turnpike Commission (PTC) Toll Road Facilities .....</b>	<b>2-1</b>
<b>Figure 2-2: Percent of Calendar Year 2011 Transactions and Gross Toll Revenue by Facility .....</b>	<b>2-1</b>
<b>Figure 2-3: Comparison of Various States' Monthly Passenger Car and Commercial Vehicle Transaction Trends .....</b>	<b>2-12</b>
<b>Figure 2-4: Pennsylvania Turnpike System Historical Transactions and Adjusted Growth Toll Revenue .....</b>	<b>2-19</b>
<b>Figure 2-5: Comparison of 2012 Passenger Car Per-Mile Through Trip Toll Rates .....</b>	<b>2-22</b>
<b>Figure 3-1: Historical Unemployment Rates.....</b>	<b>3-4</b>
<b>Figure 3-2: Historical and Forecast Fuel Prices .....</b>	<b>3-6</b>
<b>Figure 4-1: Pennsylvania Turnpike Commission (PTC) Major Roadway Improvement Projects .....</b>	<b>4-1</b>



# Chapter 1

## Introduction

This report summarizes the analyses conducted by CDM Smith (formerly Wilbur Smith Associates) in developing updated traffic and toll revenue estimates for the various toll facilities operated by the Pennsylvania Turnpike Commission (PTC). CDM Smith forecasts have been used by PTC for more than 20 years in support of the issuance of bond financing and for internal financial planning. In light of the current economic climate, it is more important than ever to have up-to-date traffic and revenue forecasts based on the most current information available.

CDM Smith last developed a detailed investment grade traffic and toll revenue study in January 2009. Since that time additional “bring down” letters have also been developed to update forecasts developed in the 2009 study. Bring down letters were developed in March 2010 and February 2011. The purpose of a bring down letter is to update actual traffic and revenue experience since the last study and to adjust short term (2 to 5 year) forecasts based on recent trends. Detailed economic analyses are not conducted as part of a bring down letter and therefore longer term forecasts are not adjusted from those originally developed as part of the latest investment grade study.

This current study included a comprehensive evaluation of the most currently available long term socioeconomic forecasts, and is, therefore, meant to be an update of the January 2009 investment grade study. This forecast includes updated long term traffic and revenue forecasts through 2041. PTC’s most recent assumptions regarding future toll rate increases, discount levels for the commercial volume-discount program, and future capital improvements have been incorporated into this study. Additional assumptions regarding future E-ZPass market share and toll elasticities have also been updated for this work.

PTC has been studying the possible implementation of all electronic tolling (AET) on its facilities. CDM Smith has been a member of the study team analyzing both the potential traffic and toll revenue impacts as well as the potential capital and maintenance and operating (M&O) cost impacts AET may have on the Turnpike. No final decision has yet been made regarding implementation of AET, though studies continue and implementation, should it occur, would not be for several years. As such, AET is not assumed in the forecasts developed for this study. It should be noted, however, that PTC has emphasized that a key requirement of AET is that it be net revenue positive and enhance the overall financial strength of the Turnpike. Absent this, among other criteria, AET would not be implemented on the Turnpike System.

## Report Structure

This report is comprised of four chapters, including the following:

- Chapter 1: Introduction
- Chapter 2: Turnpike Characteristics
- Chapter 3: Socioeconomic Trends and Forecasts
- Chapter 4: Transaction and Toll Revenue Forecasts

Following is a brief description of each Chapter.

Chapter 2 (Turnpike Characteristics) provides a review of monthly and annual transaction and toll revenue trends. Data are provided for passenger cars and commercial vehicles separately. Information is provided for the entire Turnpike System as well as for each of the individual toll facilities (Ticket System, Turnpike 43, etc.) that make up the Turnpike System. E-ZPass market share trends, historical toll rate adjustments, and changes to the commercial volume-discount program are also summarized in Chapter 2.

Chapter 3 (Socioeconomic Trends and Forecasts) summarizes trends and forecasts in key socioeconomic variables, including population, employment, retail sales, and gross regional product. This data is broken down (at a county level) to reflect the actual market share for the various interchanges on the Turnpike System. Pennsylvania statewide data, as well as data for surrounding states and the United States, are also provided for each of these variables. Trends and forecasts in motor fuel prices are also covered in this chapter. The methodology used to estimate future traffic growth is described in detail. The ultimate product of Chapter 3 is a table showing the assumed growth rates used to develop traffic and toll revenue estimates for passenger cars and commercial vehicles for each Turnpike toll facility.

Chapter 4 (Transaction and Toll Revenue Forecasts) begins with a review of the assumed roadway improvement program for the Pennsylvania Turnpike. Planned toll rate adjustments throughout the 30 year forecast period are identified. A review of the impact of the 25 percent toll increase (January 2009) is provided to show the relatively inelastic nature of the Turnpike. Because of the toll differential that now exists between cash and E-ZPass, assumptions regarding future E-ZPass market share are important. All assumptions regarding E-ZPass market share throughout the forecast period are discussed in this chapter. Finally, estimates of traffic and gross toll revenue are provided through 2041. Forecasts are provided for passenger cars and commercial vehicles, for both the ticket system and the combined barrier systems, as well as for the total Turnpike.

## Chapter 2

# Turnpike Characteristics

This chapter presents historical transaction and gross toll revenue trends on the Turnpike facilities. It also presents actual trends in the E-ZPass market share and historical toll increases. A comparison is presented between the current Turnpike per-mile toll rate on I-76/I-276 and other toll road facilities. Lastly, recent changes to the PTC's commercial volume-discount program are described.

## The Pennsylvania Turnpike Facilities

Figure 2-1 provides an overview of the Turnpike System, identifying each of its six toll facilities:

- Mainline I-76/I-276
- Northeast Extension I-476
- Turnpike I-376 (PA 60)
- Turnpike 576 (Southern Beltway)
- Turnpike 43 – Mon/Fayette Expressway
- Turnpike 66

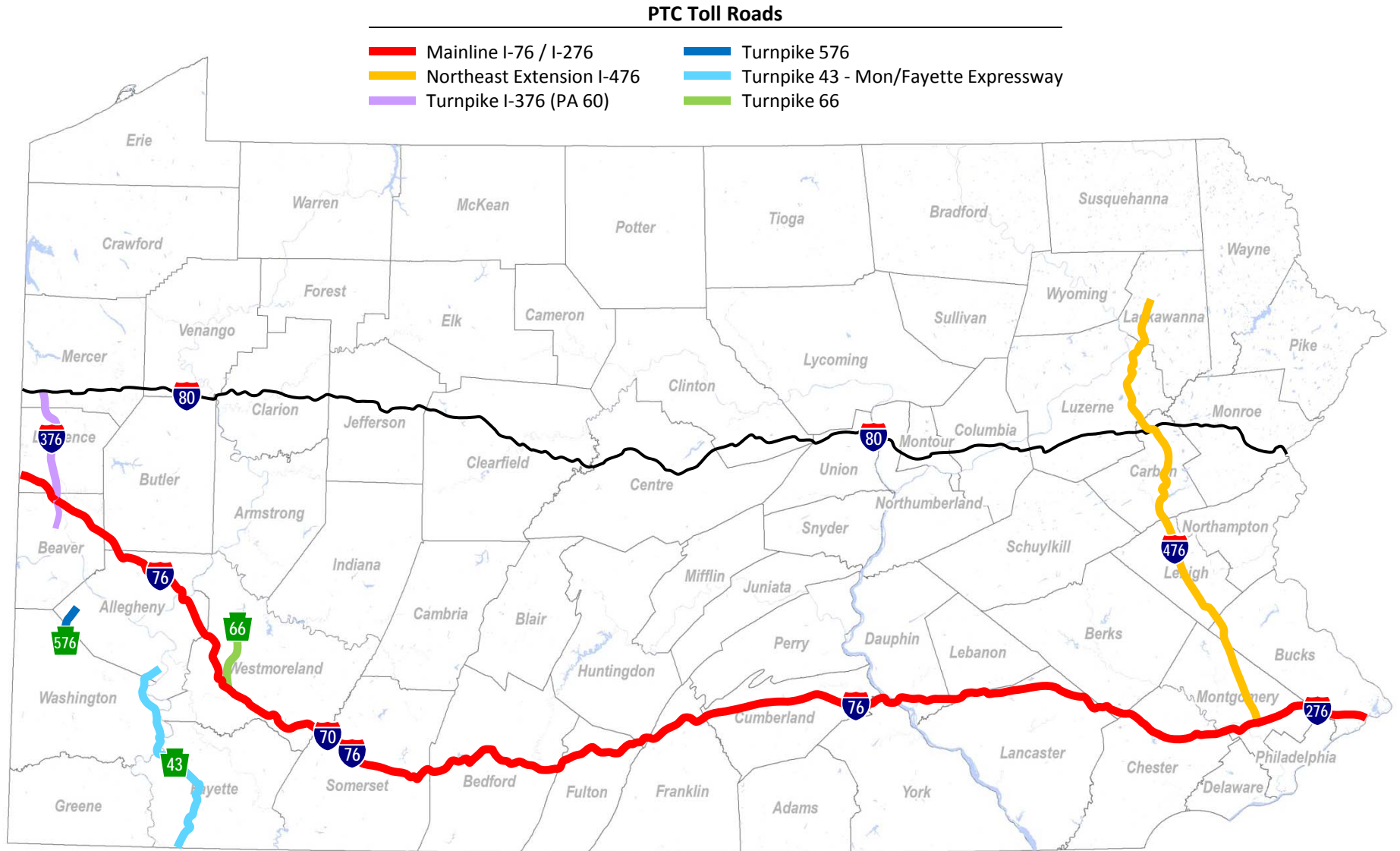
There are two toll collection systems on the Turnpike System; a ticket system, and a barrier system. The ticket system is comprised of the majority of Mainline I-76 / I-276 (from Interchange 30 in western Pennsylvania to Interchange 359 near the New Jersey border) and the majority of the Northeastern Extension (from Interchange 20 to Interchange 131).

The Barrier system is comprised of Turnpikes I-376 (PA 60), Turnpike 66, Turnpike 43, and Turnpike 576 (Southern Beltway). In addition, one barrier toll plaza exists on Mainline I-76/I-276 consisting of the Gateway Mainline Toll Plaza. This toll plaza was converted from a ticket-system plaza to a barrier-system plaza in 2003. For continuity, ticket system traffic and toll revenue trends include the Gateway Barrier Plaza in this report. Two other barrier toll plazas exist at the northern end of the Northeast Extension; consisting of Clarks Summit and Keyser Avenue.

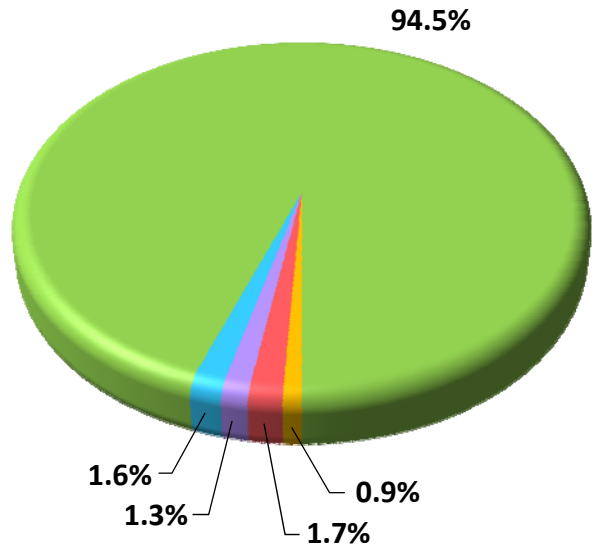
The ticket system is by far the largest component of the Turnpike System. As seen in Figure 2-2, the ticket system accounted for 94.5 percent of the Turnpike System's total gross toll revenue, and 82.1 percent of the total transactions in calendar year 2011. Fixed barrier locations accounted for only 5.5 percent of gross toll revenue and 17.9 percent of transactions.

## Turnpike Transaction and Toll Revenue Trends

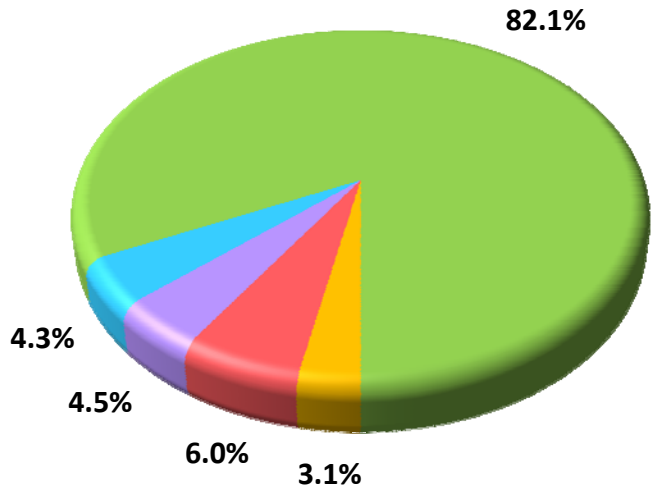
This section presents long-term annual transaction trends on the ticket and barrier systems by toll plaza. Recent monthly transaction and toll revenue trends are also presented for the two systems.



**Gross Toll Revenue**



**Transactions**



- Ticket System (Including Gateway Plaza)
- Northeast Extension Barrier Plazas
- Turnpike 43 and Turnpike 576
- Turnpike I-376 (PA 60)
- Turnpike 66

**PERCENT OF CALENDAR YEAR 2011 TRANSACTIONS AND GROSS TOLL REVENUE BY FACILITY**

Finally, long term annual transaction and adjusted gross toll revenue trends are presented for the entire Turnpike System.

## Ticket System Transaction Trends

Table 2-1 identifies average annual daily traffic trends for each of the ticket system locations between 1991 and 2011. Gateway barrier plaza (Interchange 2) is also shown in this table. Please note that in 2003 the west end of the system converted from a ticket system to a barrier system. Thus, volumes shown at Gateway are not comparable between 2002 and 2003. Also at this time, exit toll plazas were removed from Interchanges 10, 13 and 28 as the new endpoint of the ticket system (identified in this table as Interchange 30) was shifted to between Interchanges 28 and 39. Also as footnoted in Table 2-1, two-way toll collection was replaced by one-way toll collection at Gateway in 2006. Traffic values in Table 2-1 were doubled from that point forward to simulate total two-way traffic volumes in order to be comparable to historical trends.

Passenger-car trends are shown on the first page of Table 2-1. Average annual percent changes are shown for various time periods. Relatively strong growth was experienced during the first decade (1991-2001) where total passenger-car transactions grew at an annual rate of 3.7 percent. Growth in passenger-car transactions slowed to 0.9 percent per year in the decade from 2001 -2011. This decreased growth rate was primarily due to the economic recession that began in late 2007. Growth in annual transactions was only 0.1 percent between 2006 through 2011, due largely to the recession. A secondary reason for the reduced growth in transactions was the multiple toll increases that took place in 1991 (32 percent), 2004 (42.5 percent), 2009 (25 percent), 2010 (3 percent), and 2011 (3 percent E-ZPass and 10 percent cash). As will be discussed in Chapter 3 and Chapter 4, it is believed the recession has had more impact on the low growth in transactions than the toll rate increases. Overall, passenger-car transactions increased by 2.3 percent per year from 1991 through 2011.

The second page of Table 2-1 shows historical commercial-vehicle transaction trends on the ticket system. As with passenger cars, the strongest period of growth for commercial vehicles was between 1991 and 2001. Commercial traffic increased at a 3.6 percent annual rate over that period. Over the most recent ten-year period (2001-2011) commercial traffic grew at an annual rate of 1.5 percent. This is heavily influenced by the negative 1.4 percent annual growth between 2006 and 2011 when commercial activity was particularly impacted by the economic recession. Still, over the entire twenty-year period from 1991 to 2011, commercial transactions increased at an average annual rate of 2.5 percent.

Total-vehicle transaction trends are shown on the third page of Table 2-1. Because passenger cars make up about 82 percent of total ticket system toll transactions, the trends and growth rates for total vehicles closely mirror those for passenger cars.

## Barrier System Transaction Trends

Table 2-2 identifies average annual daily traffic trends for each of the Turnpike barrier systems. Transactions on the barrier system have been increasing at a faster rate than on the Mainline I-76/I-276. Passenger car transactions increased by an average 9.5 percent per year from 1994 to 2001, and by 4.7 percent per year from 2001 to 2011. During the recession, from 2006 to 2011, passenger-car transactions grew by 5.4 percent per year. In general, the higher growth rates in passenger-car transactions are attributable to several items, including 1) these tend to be younger facilities that have

**Table 2-1  
Passenger Cars - Ticket System (Including Gateway Plaza) - Average Daily Transactions  
Pennsylvania Turnpike System**

Interchange (Milepost) <sup>(1)</sup>	Calendar Year																		Average Annual Percent Change							
	1991 <sup>(2)</sup>	1992	1993	1994	1995	1996	1997	1998	1999	2000	2001	2002	2003	2004 <sup>(3)</sup>	2005	2006	2007	2008	2009 <sup>(4)</sup>	2010 <sup>(5)</sup>	2011 <sup>(6)</sup>	1991-11	2006-11	1991-11		
2 <sup>(6)</sup>	6,873	6,916	6,999	7,064	7,288	7,292	7,496	7,815	7,850	7,333	8,056	9,062	13,828	16,379	15,873	16,388	16,365	16,192	16,882	17,432	17,486	1.6	8.1	NA	1.3	4.8
10 <sup>(7)</sup>	1,566	1,654	1,581	1,507	1,488	1,516	1,604	1,743	1,759	1,771	1,824	1,860										NA	NA	NA	NA	NA
13 <sup>(7)</sup>	1,740	1,744	1,745	7,574	7,819	8,232	8,559	9,211	9,369	9,940	10,183											3.0	NA	NA	NA	NA
28 <sup>(7)</sup>	7,414	7,445	7,519	7,574	7,819	8,232	8,559	9,211	9,369	9,940	10,183											3.0	NA	NA	NA	NA
30 <sup>(7)</sup>	7,414	7,445	7,519	7,574	7,819	8,232	8,559	9,211	9,369	9,940	10,183											3.0	NA	NA	NA	NA
39	4,019	4,023	4,029	4,055	4,279	4,483	4,827	5,003	4,939	5,180	5,186	5,186	7,374	11,585	11,269	11,419	11,940	12,056	12,232	12,118	12,023	NA	NA	1.0	NA	NA
48	7,196	7,196	7,235	7,257	7,045	7,602	7,962	8,686	9,251	8,988	9,366	9,505	5,448	5,417	5,154	5,181	5,613	5,627	5,495	5,327	5,333	2.6	0.3	0.6	1.4	0.9
48	15,621	15,624	15,714	15,763	15,887	16,101	16,700	17,291	17,626	18,337	18,337	18,337	18,770	18,598	18,087	18,290	18,198	18,305	18,083	17,452	17,452	2.3	(0.5)	(1.2)	0.4	0.9
57	7,874	7,971	8,113	8,236	8,398	8,586	9,082	9,481	9,533	9,789	9,789	10,303	10,303	10,054	9,437	9,582	9,614	9,068	8,674	8,776	8,718	1.6	(0.7)	(1.3)	0.5	0.5
67	7,785	7,629	7,519	7,391	7,651	8,046	8,331	8,706	8,694	8,594	8,868	9,366	9,394	9,191	8,980	8,779	8,806	8,522	8,433	8,560	8,246	2.0	(1.0)	(1.9)	0.5	0.5
75	2,126	2,149	2,165	2,216	2,311	2,212	2,253	2,352	2,381	2,142	2,236	2,204	2,253	2,239	2,257	2,237	2,478	2,385	2,351	2,279	2,279	1.3	(0.7)	(1.2)	0.3	0.3
91	1,944	1,949	1,968	1,978	2,024	2,025	2,030	2,059	2,161	1,848	1,911	2,031	2,061	1,948	1,892	1,927	2,067	2,119	2,104	2,156	2,159	(0.2)	1.2	2.3	0.5	0.5
110	1,943	1,927	1,922	1,912	2,038	2,135	2,222	2,479	2,728	2,760	2,960	3,225	3,290	3,370	3,163	3,037	3,059	2,994	2,972	2,945	2,848	4.3	(0.4)	(1.3)	1.9	1.9
146	5,407	5,214	5,057	4,893	5,109	5,214	5,438	5,697	5,838	5,828	6,331	6,599	6,820	6,713	6,517	6,356	6,216	6,005	6,356	6,282	6,064	1.6	(0.4)	(0.9)	0.6	0.6
161	570	566	566	564	569	586	617	643	673	630	661	700	715	761	691	676	671	675	655	658	645	1.5	(0.3)	(0.9)	0.6	0.6
180	358	362	368	373	381	407	428	462	480	453	466	477	488	483	448	443	440	426	409	418	409	2.0	(0.6)	(1.6)	0.7	0.7
189	439	451	462	477	500	521	549	567	574	591	661	670	679	679	649	638	662	614	603	642	634	3.2	0.7	(0.7)	2.0	2.0
201	4,333	4,327	4,346	4,354	4,675	4,665	4,281	4,626	4,886	4,792	5,304	5,180	5,365	5,262	4,939	4,959	4,873	4,726	4,628	4,899	4,705	2.0	(1.2)	(1.0)	0.4	0.4
226	2,672	2,728	2,737	2,862	3,498	3,665	3,489	3,641	3,889	4,039	4,172	4,580	4,804	4,796	4,567	4,562	4,661	4,507	4,470	4,574	4,883	4.6	1.6	1.4	3.1	3.1
236	3,974	3,905	3,859	3,802	4,186	4,146	4,080	4,295	4,699	5,103	5,061	5,400	5,781	5,734	5,352	5,196	5,265	6,068	5,894	5,476	5,371	2.5	0.6	0.7	1.5	1.5
242	7,184	7,182	7,241	7,282	7,608	7,989	7,991	8,409	8,818	9,104	9,125	9,739	10,217	10,256	9,917	9,553	9,902	10,073	9,952	10,478	10,155	2.4	1.1	1.2	1.8	1.8
247	2,212	2,241	2,282	2,319	2,363	2,500	2,643	2,867	2,987	3,037	3,214	3,381	3,663	3,695	3,643	3,602	3,740	3,577	3,484	3,571	3,442	3.8	0.7	(0.9)	2.2	2.2
266	4,750	4,887	5,056	5,220	5,453	5,450	5,729	6,041	6,096	6,242	6,656	6,954	7,207	7,369	7,335	7,457	7,446	7,448	7,176	7,018	6,789	3.1	0.4	(1.2)	1.8	1.8
288	4,001	4,035	4,092	4,139	4,224	4,330	4,844	5,253	5,513	5,661	6,187	6,682	7,201	7,359	7,335	7,457	7,446	7,448	7,176	7,018	6,789	4.5	0.9	(1.9)	2.7	2.7
298	6,439	6,587	6,776	6,950	7,070	7,231	7,838	8,361	8,624	8,824	9,421	10,008	10,421	10,455	10,281	10,558	11,011	10,635	10,234	10,353	10,315	3.9	0.9	(0.5)	2.4	2.4
312	22,920	21,881	21,009	20,122	20,707	21,092	21,337	22,360	21,643	21,531	24,794	25,264	26,328	28,231	28,201	28,173	27,069	26,975	27,763	29,284	28,965	0.8	1.6	0.6	1.2	1.2
326	12,073	10,730	9,582	8,553	8,975	9,296	9,912	10,337	10,665	10,856	11,335	11,901	12,297	12,586	11,961	11,455	11,312	11,848	11,904	12,166	12,093	(0.6)	0.6	1.1	0.0	0.0
333	22,919	25,569	26,959	28,430	29,605	29,628	30,770	31,945	33,406	34,130	35,793	35,465	36,060	36,659	35,516	34,961	35,236	35,478	NA	NA	NA	1.1	(0.3)	NA	NA	NA
20	14,473	15,262	16,188	17,125	18,179	18,335	18,812	20,185	20,031	21,066	21,390	22,015	22,140	22,015	21,709	21,561	21,312	20,989	22,873	23,265	23,265	3.8	1.0	1.5	2.4	2.4
339	17,576	18,287	19,100	19,926	21,963	22,370	22,902	23,207	22,387	23,085	23,753	24,197	24,860	25,716	25,152	24,609	26,054	25,277	25,165	26,569	26,178	3.1	1.0	1.2	2.0	2.0
343	21,666	21,995	22,458	22,876	24,361	24,750	25,685	26,256	26,069	26,665	27,653	28,556	29,503	30,084	29,563	29,433	29,917	29,315	29,196	29,890	28,170	2.5	0.2	(0.9)	1.3	1.3
351	5,065	5,050	5,065	5,068	5,024	5,215	5,291	5,422	5,476	5,373	5,317	5,478	5,765	6,011	5,856	5,854	5,917	5,984	5,767	5,716	5,538	0.5	0.4	(1.1)	0.4	0.4
352	14,113	14,026	14,019	13,979	14,248	14,599	14,829	15,312	15,450	15,665	16,349	16,765	17,532	18,086	17,844	17,635	17,727	17,274	16,943	17,255	16,846	1.5	0.3	(0.9)	0.9	0.9
359	5,191	5,936	6,826	7,830	8,256	8,760	9,960	10,584	11,187	11,381	11,430	12,411	12,939	13,166	12,941	13,034	13,304	13,389	13,431	13,432	12,950	8.2	1.3	(0.1)	4.7	4.7
44	4,141	4,358	4,615	4,877	5,344	5,595	6,250	6,526	6,690	6,693	6,981	7,378	7,926	7,950	8,149	8,235	8,313	8,399	8,478	8,157	4.9	2.0	0.0	3.4	3.4	
56	7,764	8,248	8,811	9,367	9,907	10,534	11,218	11,290	11,843	12,558	13,365	13,805	14,528	15,392	15,064	15,318	15,681	14,950	15,339	16,008	15,365	5.6	1.4	0.1	3.5	3.5
74	2,551	2,669	2,809	2,949	3,059	3,261	3,452	3,709	3,885	3,897	4,137	4,323	4,442	4,691	4,862	4,657	4,796	4,811	4,723	4,580	5.0	1.0	(0.3)	3.0	3.0	
95	3,020	3,105	3,211	3,313	3,397	3,603	3,832	4,003	4,150	4,144	4,151	4,413	4,589	5,020	4,722	4,750	4,761	4,709	5,021	5,200	4,889	3.2	1.6	0.5	2.4	2.4
105	1,970	2,053	2,152	2,250	2,305	2,442	2,442	2,593	2,611	2,716	2,859	2,946	3,033	3,060	3,188	3,062	3,232	3,337	3,234	3,337	3,234	3.3	1.8	1.1	2.5	2.5
115	2,018	2,286	2,506	2,965	3,170	3,232	3,401	3,548	3,587	3,592	3,697	4,042	4,013	4,256	4,051	4,047	4,043	4,128	4,289	4,067	3,948	6.2	0.7	(0.5)	3.4	3.4
Total	241,388	242,810	246,130	273,839	287,342	295,564	306,765	321,939	326,504	330,117	345,595	359,914	370,623	385,275	375,967	376,550	381,271	375,695	375,594	363,885	377,896	3.7	0.9	0.1	2.3	2.3
Percent Change Over Prior Year	0.6	1.4	11.3	4.9	2.9	3.6	4.9	1.4	1.1	4.7	4.1	3.0	4.0	(2.4)	0.2	1.3	(1.5)	(0.0)	2.2	(1.5)						

(1) Interchanges 2 through 259 reflect those for the Mainline 1-761/276. Interchanges 31 through 115 correspond to those on the Northeast Extension I-476.

(2) A toll increase of 32% was implemented on June 1, 1991.

(3) A toll increase of 42.5% was implemented on August 1, 2004.

(4) A toll increase of 25% was implemented on January 4, 2009. Toll rates on Turnpike 576 and Turnpike 43 from Unionville to Brownsville remained unchanged.

(5) A toll increase of 3% was implemented on January 3, 2010.

(6) Several changes have occurred at Gateway Plaza during this time period. It was converted from the western terminus of the ticket system to a barrier plaza on June 1, 2003.

(7) Once Gateway was converted to a barrier plaza, interchange 30, Warendale, became the new start of the Turnpike ticket system in 2004. Toll collection was removed from interchanges 10, 13 and 28 at this time.

(8) An E-ZPass toll increase of 10% was implemented on January 2, 2011. Exceptions include Turnpike 576 and near the Pittsburgh International Airport where coin machine fares will not change.

Table 2-1 (Cont'd) Commercial Vehicles - Ticket System (Including Gateway Plaza) - Average Daily Transactions Pennsylvania Turnpike System

Table with columns for Interchange (Milepost), Calendar Year (1991-2011), and Average Annual Percent Change (1991-01, 2001-11, 1991-11). Rows list interchanges from 2<sup>th</sup> to 115, plus a Total row.

(1) Interchanges 2 through 259 reflect these for the Mainline 1-761-276. Interchanges 31 through 115 correspond to those on the Northeast Extension I-476. (2) A toll increase of 32% was implemented on June 1, 1991. (3) A toll increase of 42.5% was implemented on August 1, 2004. (4) A toll increase of 25% was implemented on January 4, 2009. Toll rates on Turnpike 576 and Turnpike 43 from Unionville to Brownsville remained unchanged. (5) A toll increase of 3% was implemented on January 3, 2010. (6) Several changes have occurred at Gateway Plaza during this time period. It was converted from the western terminus of the ticket system to a barrier plaza on June 1, 2003; at this time toll classifications were switched from weight based to axle based. On January 2, 2006, toll collection at the barrier location was converted from two-way to one-way collection. (7) Once Gateway was converted to a barrier plaza, Interchange 30, Warrendale, became the new start of the Turnpike ticket system in 2004. Toll collection was removed from Interchanges 10, 13 and 28 at this time. (8) An E-Z-Pass toll increase of 3% and a cash toll increase of 10% was implemented on January 2, 2011. Exceptions include Turnpike 576 and near the Pittsburgh International Airport where coin machine fees will not change.



Table 2-1 (Cont'd)  
Total Vehicles - Ticket System (Including Gateway Plaza) - Average Daily Transactions  
Pennsylvania Turnpike System

Interchange (Milepost) <sup>(1)</sup>	Calendar Year												Average Annual Percent Change													
	1991 <sup>(2)</sup>	1992	1993	1994	1995	1996	1997	1998	1999	2000	2001	2002	2003	2004 <sup>(3)</sup>	2005	2006	2007	2008	2009 <sup>(4)</sup>	2010 <sup>(5)</sup>	2011 <sup>(6)</sup>	1991-01	2001-11	2006-11	1991-11	
2 <sup>(8)</sup>	9,243	9,272	9,354	9,412	9,692	9,666	9,942	10,420	10,688	9,982	10,765	12,019	16,087	21,826	21,633	21,676	21,768	21,434	21,400	22,296	22,516	1.5	7.7	0.8	4.6	
10 <sup>(9)</sup>	1,791	1,999	1,811	1,932	2,117	2,117	2,324	2,427	2,548	2,696	2,746											NA	NA	NA	NA	
13 <sup>(7)</sup>	8,786	8,800	8,865	8,908	9,211	9,665	10,071	10,767	11,069	11,077	11,633	11,853	9,239	14,791	14,609	14,791	15,445	15,468	15,228	15,178	15,140	2.8	NA	NA	NA	
28 <sup>(7)</sup>	4,408	4,401	4,419	4,426	4,465	4,692	4,920	5,299	5,522	5,465	5,701	5,709	5,961	5,953	5,706	5,709	6,188	6,198	6,039	6,092	6,085	2.6	0.3	0.6	1.5	
39	8,067	8,052	8,083	8,096	7,885	8,462	8,933	8,945	8,728	10,308	10,330	10,338	10,553	10,452	10,173	10,210	10,583	10,411	10,191	10,032	9,634	2.2	(0.4)	(1.2)	0.9	
48	16,942	16,830	16,930	17,107	17,288	17,520	18,171	18,625	19,261	19,444	20,000	20,040	20,361	20,251	19,767	19,996	19,933	19,941	19,981	19,042	18,778	1.7	(0.6)	(1.2)	0.5	
57	7,740	7,840	7,940	8,040	8,140	8,240	8,340	8,440	8,540	8,640	8,740	8,840	8,940	9,040	9,140	9,240	9,340	9,440	9,540	9,640	9,740	2.0	(0.9)	(1.9)	0.6	
67	8,538	8,633	8,778	8,901	8,881	9,063	9,292	9,827	10,291	10,342	10,402	10,615	11,140	10,902	10,294	10,435	10,507	9,963	9,543	9,623	9,534	2.0	(0.6)	(1.7)	0.4	
75	11,077	10,868	10,725	10,555	11,446	11,879	12,495	13,743	12,934	13,527	13,650	13,650	13,650	13,537	13,228	13,168	13,284	12,912	12,334	12,404	12,074	1.6	(0.7)	(1.7)	0.4	
91	2,331	2,352	2,387	2,417	2,407	2,455	2,465	2,563	2,619	2,730	2,827	2,927	2,927	2,927	2,927	2,927	2,927	2,927	2,927	2,927	2,927	0.5	0.6	0.6	0.6	
95	2,602	2,588	2,590	2,586	2,675	2,699	2,721	2,794	2,724	2,598	2,623	2,766	2,769	2,676	2,602	2,642	2,810	2,857	2,755	2,805	2,849	0.1	0.8	1.5	0.5	
110	2,584	2,571	2,573	2,569	2,732	2,830	2,943	3,304	3,700	3,905	4,158	4,536	4,665	4,824	4,514	4,389	4,386	4,146	3,981	4,022	3,904	4.9	(0.6)	(2.2)	2.1	
146	7,315	7,132	6,986	6,848	7,150	7,329	7,646	8,087	8,549	8,557	9,003	9,352	9,661	9,601	9,419	9,191	9,126	8,621	8,617	8,702	8,485	2.1	(0.6)	(1.6)	0.8	
161	681	680	685	687	689	710	747	791	830	869	880	888	888	888	888	888	888	888	888	888	888	1.7	0.6	(0.9)	1.2	
189	457	455	456	456	462	496	518	557	582	557	534	577	596	589	585	550	548	522	494	518	510	1.6	(0.4)	(1.5)	0.6	
201	541	549	561	571	590	609	634	666	691	709	734	812	831	865	863	872	891	832	796	854	899	3.1	2.1	0.6	2.6	
226	6,649	6,613	6,613	6,601	7,235	7,284	7,284	7,425	7,916	7,864	8,425	8,376	8,724	8,733	8,369	8,442	8,521	8,085	7,521	7,795	7,594	2.4	(1.0)	(2.1)	0.7	
236	3,037	3,107	3,196	3,279	4,016	4,143	3,974	4,111	4,405	4,575	4,716	5,149	5,422	5,428	5,235	5,285	5,435	5,319	5,116	5,825	5,657	4.5	1.8	1.4	3.2	
242	4,503	4,441	4,404	4,357	4,824	4,776	4,736	4,980	5,470	5,905	5,894	6,256	6,777	6,803	6,471	6,350	6,459	7,311	7,040	6,581	6,471	2.7	0.9	0.4	1.8	
247	8,328	8,365	8,449	8,513	8,901	9,262	9,369	9,688	10,392	10,560	10,642	11,306	11,936	12,066	11,612	11,407	11,765	11,680	11,064	12,227	11,896	2.5	1.1	0.8	1.8	
286	2,497	2,512	2,547	2,590	2,631	2,762	2,959	3,225	3,387	3,436	3,632	3,833	4,163	4,196	4,161	4,140	4,289	4,100	3,954	4,057	3,924	3.8	0.8	(1.1)	2.3	
286	5,671	5,824	6,015	6,198	6,431	6,403	6,788	7,076	7,219	7,547	7,797	7,992	8,391	8,699	8,430	8,691	8,989	8,551	8,235	8,291	8,130	3.2	0.4	(1.3)	1.8	
298	4,549	4,611	4,702	4,764	4,903	5,020	5,673	6,134	6,479	6,658	7,172	7,715	8,347	8,552	8,495	8,644	8,634	8,532	8,112	7,981	7,784	4.7	0.8	(2.1)	2.7	
312	7,171	7,301	7,475	7,634	7,749	7,938	7,981	8,578	9,159	9,663	10,281	10,909	11,426	11,259	11,542	12,069	11,543	11,039	11,039	11,257	11,244	3.7	0.9	(0.9)	2.3	
326	26,357	24,222	23,094	22,304	22,976	23,467	23,832	25,030	24,351	24,258	27,652	28,158	30,064	31,591	31,609	31,659	30,165	30,165	30,855	32,402	32,070	0.9	1.5	0.3	1.2	
333	12,940	11,386	10,091	8,631	9,390	9,723	10,364	10,810	11,179	11,117	11,839	12,713	12,895	13,204	12,487	12,086	11,948	12,511	12,501	12,810	12,722	(0.9)	0.7	1.1	(0.1)	
20	25,345	28,188	29,769	31,462	32,863	33,036	34,343	35,415	37,113	37,969	39,877	39,640	41,091	39,631	38,712	40,381	41,091	39,631	38,712	39,631	39,439	3.8	1.0	1.4	2.4	
339	15,372	16,189	17,146	18,117	19,184	19,370	19,874	21,337	21,231	21,165	22,283	22,703	23,513	23,422	23,162	22,984	22,606	21,655	22,249	24,302	24,683	3.0	1.1	1.1	2.1	
343	18,854	19,653	20,423	21,273	23,367	23,841	24,443	24,835	24,024	24,765	25,376	25,945	26,727	27,756	27,254	26,728	26,264	27,385	27,163	28,678	28,294	3.0	1.1	1.1	2.1	
351	24,035	24,337	24,796	25,184	26,716	27,121	28,254	28,947	29,903	29,546	30,533	31,627	32,707	33,352	32,900	32,807	33,315	32,700	32,307	32,868	31,321	2.4	0.3	(0.9)	1.3	
352	6,075	6,077	6,116	6,141	6,136	6,377	6,490	6,664	6,859	6,925	6,649	6,896	7,380	7,748	7,663	7,728	7,484	7,177	7,370	7,109	7,169	0.9	0.7	(1.9)	0.8	
358	16,549	16,338	16,226	16,078	16,373	16,774	17,069	17,676	17,960	18,281	19,071	19,736	20,828	21,689	21,598	21,425	21,676	21,411	20,712	20,729	20,235	1.4	0.6	(1.1)	1.0	
31	5,854	6,662	7,626	8,710	9,180	9,765	11,077	11,737	12,403	12,632	13,633	14,258	14,553	14,350	14,585	14,809	14,885	14,884	14,930	14,400	14,400	8.0	1.3	(0.1)	4.6	
44	4,540	4,774	5,053	5,336	5,567	5,639	6,136	6,865	7,172	7,368	7,326	7,669	8,220	8,796	8,848	9,099	9,225	9,271	9,328	9,443	9,100	4.9	2.2	0.0	3.5	
56	9,019	9,574	10,220	10,880	11,469	12,247	13,129	13,371	14,093	14,938	15,699	16,247	17,120	18,225	17,973	18,369	18,720	18,068	18,378	19,155	18,480	5.7	1.6	0.1	3.7	
74	2,801	2,927	3,077	3,227	3,370	3,603	3,809	4,105	4,291	4,326	4,555	4,794	4,907	5,188	5,088	5,204	5,393	5,295	5,204	5,249	5,116	5.0	1.2	(0.3)	3.1	
95	3,496	3,622	3,777	3,931	4,071	4,378	4,669	4,902	5,189	5,257	5,227	5,552	5,768	6,255	5,949	6,042	6,097	5,973	6,247	6,537	6,188	4.1	1.7	0.5	2.9	
105	2,067	2,153	2,256	2,358	2,412	2,443	2,564	4,902	2,724	2,752	2,858	3,024	3,122	3,448	3,242	3,269	3,406	3,463	3,627	3,537	3,443	3.3	1.9	1.0	2.6	
115	2,561	2,918	3,345	3,828	4,071	4,176	4,459	4,651	4,747	4,754	4,837	5,283	5,263	5,592	5,391	5,377	5,401	5,332	5,665	5,335	5,214	6.6	0.8	(0.6)	3.6	
Total	277,608	278,698	281,943	312,720	328,015	337,433	350,838	369,834	371,186	382,126	397,134	413,839	428,123	447,937	439,753	440,674	447,087	438,851	433,083	443,210	437,524	3.6	1.0	(0.1)	2.3	
Percent Change			0.4	1.2	10.9	4.9	2.9	4.0	5.4	2.0	1.3	3.9	4.2	3.5	4.6	(1.8)	0.2	1.5	(1.8)	(1.3)	2.3	3.6	1.0	(0.1)	2.3	
Over Prior Year																										

(1) Interchanges 2 through 259 reflect those for the Mainline I-76/I-276. Interchanges 31 through 115 correspond to those on the Northeast Extension I-476.  
 (2) A toll increase of 32% was implemented on June 1, 1991.  
 (3) A toll increase of 42.5% was implemented on August 1, 2004.  
 (4) A toll increase of 25% was implemented on January 4, 2009. Toll rates on Turnpike 576 and Turnpike 43 from Unionville to Brownsville remained unchanged.  
 (5) A toll increase of 3% was implemented on January 3, 2010.  
 (6) Several changes have occurred at Gateway Plaza during this time period. It was converted from the western terminus of the ticket system to a barrier plaza on June 1, 2003; at this time toll classifications were switched from weight based to axle based. On January 2, 2006, toll collection at the barrier location was converted from two-way to one-way collection.  
 (7) Once Gateway was converted to a barrier plaza, Interchange 30, Warrendale, became the new start of the Turnpike ticket system in 2004. Toll collection was removed from Interchanges 10, 13 and 28 at this time.  
 (8) An E-ZPass toll increase of 3% and a cash toll increase of 10% was implemented on January 2, 2011. Exceptions include Turnpike 576 and near the Pittsburgh International Airport where coin machine fares will not change.

**Table 2-2**  
**Passenger Cars - Barrier System - Average Daily Transactions**  
**Pennsylvania Turnpike**

Toll Location	Calendar Year											Average Annual Percent Change												
	1994	1995	1996	1997	1998	1999	2000	2001	2002 (1)	2003	2004 (2)	2005	2006	2007	2008	2009 <sup>(3)</sup>	2010 (4)	2011 (5)	1994-01	2001-11	2006-11	1994-11		
<b>Nontheast Extension I-476</b>																								
Keliser Ave.	0	4,803	6,481	6,941	6,461	5,686	5,627	5,622	5,948	6,274	6,719	6,489	6,573	6,736	6,782	7,012	6,935	6,970	2.7	2.2	2.2	1.2	2.4	
Clarks Summit	2,831	5,177	6,814	7,281	6,769	5,844	5,642	5,847	6,189	6,747	6,519	6,545	6,740	6,790	6,850	6,670	6,673	6,673	2.0	1.3	0.4	1.6	1.6	
Subtotal	2,831	9,980	13,305	14,222	13,230	11,530	11,169	11,469	12,117	12,766	13,466	13,117	13,476	13,572	13,862	13,605	13,643	13,643	2.3	1.8	0.8	2.0	2.0	
<b>Turmpike I-376 (PA 60)(6,7)</b>																								
East Toll 376	6,965	7,268	7,897	8,407	8,724	8,798	9,008	9,390	9,586	9,782	9,821	9,896	9,854	10,334	10,288	9,897	9,884	9,940	4.4	0.6	0.2	2.1	2.1	
Beaver Falls Rte. 551	271	319	334	336	359	370	382	399					434	458	430	455	430	455	5.7	0.8	NA	2.8	2.8	
Moravia Rte. 168	481	520	546	579	613	610	619	682					756	808	706	674	778	51	1.3	NA	2.9	2.9		
West Toll 376	3,915	4,130	4,614	4,964	5,192	5,298	5,481	5,866	6,021	6,176	6,385	6,812	7,047	7,524	7,633	7,617	7,738	7,632	5.9	2.7	1.6	4.0	4.0	
Mt. Jackson Rte. 108	720	826	1,097	1,211	1,313	1,385	1,454	1,606					1,277	1,557	1,390	1,236	1,173	12.1	(3.1)	NA	2.9	2.9		
Subtotal	12,352	13,063	14,488	15,497	16,201	16,461	16,944	17,943	18,943	19,567	19,858	20,326	20,744	20,040	19,967	19,953	19,953	19,953	5.5	1.1	3.4	3.4	3.4	
<b>Turmpike 66 (6)</b>																								
Rte. 136	295	303	368	413	437	469	478	518					217	597	806	727	742	731	8.4	3.5	27.4	5.5	5.5	
AKH Mainline	5,754	6,411	7,259	8,091	8,911	8,860	9,283	9,613	10,044	10,476	10,868	11,123	12,053	12,308	12,327	12,114	12,276	11,947	7.6	2.2	(0.2)	4.4	4.4	
Route 30	1,641	1,977	2,191	2,471	3,020	3,105	3,590	3,751					961	2,889	4,617	4,645	4,521	4,869	12.5	2.3	41.1	6.5	6.5	
Route 130	822	873	1,017	1,190	1,123	966	883	1,001					226	1,280	1,370	1,397	1,469	1,469	2.9	3.8	45.3	3.4	3.4	
Route 66	413	459	501	523	527	458	455	516					117	580	782	736	756	774	3.2	4.1	45.9	3.8	3.8	
Subtotal	8,925	10,023	11,334	12,678	14,018	13,848	14,499	15,399	16,044	16,476	16,868	17,123	18,473	17,633	19,994	20,086	19,719	19,719	8.1	2.5	7.9	4.8	4.8	
<b>Turmpike 43 - Mon/Fayette Expressway (10)</b>																								
Ramp M4									29	29	30	29	26	32	39	32	22	22	NA	17.6	35.4	NA	NA	
M5																			NA	7.7	11.0	NA	NA	
Ramp M15																			NA	NA	NA	NA	NA	
Ramp M18																			NA	NA	NA	NA	NA	
M19																			NA	NA	NA	NA	NA	
M35 Callonia	5,436	5,942	6,714	7,314	6,643	7,312	8,274	8,437	5,582	2,728	9,365	9,366	9,754	10,224	10,530	10,318	10,515	10,407	6.5	2.1	1.3	3.9	3.9	
Ramp M39								954	1,360	1,766	906	868	963	1,030	1,052	1,067	1,073	1,073	NA	1.2	2.2	NA	NA	
Ramp M44											736	720	758	745	703	692	665	665	NA	NA	NA	NA	NA	
Ramp M48											2,543	2,790	2,936	3,213	3,301	3,356	3,471	3,478	NA	NA	NA	NA	NA	
M52											5,689	6,328	6,746	7,099	7,179	7,351	7,181	7,149	NA	NA	NA	NA	NA	
Subtotal	5,436	5,942	6,714	7,314	6,643	7,312	8,274	11,079	8,698	12,006	21,789	22,489	23,602	24,381	25,273	24,931	25,307	25,307	10.7	10.6	5.1	10.6	10.6	
<b>Turmpike 576 (Southern Beltway)</b>																								
SB Rte. 30																			80	166	223	262	268	364
SB Westport Rd.																			59	125	130	153	160	163
Rte. 22																			533	2,914	3,320	3,727	3,897	4,135
Subtotal																			671	3,204	3,673	4,142	4,355	4,662
<b>All Barrier Facilities</b>																								
Total	29,544	39,008	45,841	49,711	50,982	49,151	50,886	55,690	46,467	51,205	62,320	63,328	67,765	79,221	83,146	82,569	83,942	86,244	9.5	4.7	5.4	6.6	6.6	
Percent Change Over Prior Year		32.0	17.5	8.4	0.8	(1.9)	3.5	9.8	(16.9)	10.2	21.7	1.6	7.0	16.9	5.0	(0.7)	1.5	5.2						

(1) 2002 traffic data is not available. It is estimated by averaging 2001 and 2003 traffic data.  
 (2) New rates became effective Sunday, August 1, 2004. Rates were increased by 42.5%.  
 (3) A toll increase of 25 % was implemented on January 4, 2009. Toll rates on Turnpike 576 and Turnpike 43 from Unionville to Brownsville remained unchanged.  
 (4) A toll increase of 3% was implemented on January 3, 2010.  
 (5) Average annual growth rate of Northeastern Facilities began in 1995.  
 (6) Toll 60 (Turnpike 376) ramp counts were not available from 2002 to 2006.  
 (7) On August 1, 2010, PA 60 was renamed Turnpike I-376.  
 (8) Toll 66 ramp counts were not available from 2002 to 2006.  
 (9) An E-ZPass toll increase of 3% and a cash toll increase of 10% was implemented on January 2, 2011. Exceptions include Turnpike 576, where coin machine fares will not change.  
 (10) On July 11, 2011, the West Virginia section of Turnpike 43 was opened.

Table 2-2 (Cont'd)  
Commercial Vehicles - Barrier System - Average Daily Transactions  
Pennsylvania Turnpike

Toll Location	Calendar Year												Average Annual Percent Change									
	1994	1995	1996	1997	1998	1999	2000	2001	2002 (1)	2003	2004 (2)	2005	2006	2007	2008	2009 <sup>(3)</sup>	2010 (4)	2011 (5)	1994-01	2001-11	2006-11	1994-11
<b>Northeast Extension I-476</b>																						
Keiser Ave.	0	762	1,113	1,163	1,038	936	919	892	905	918	938	1,092	1,227	1,408	1,363	1,306	1,365	1,492	2.2	5.3	4.0	4.1
Clarks Summit	480	941	1,272	1,349	1,255	1,125	1,118	1,142	1,049	967	931	1,038	1,112	1,162	1,096	1,047	1,082	1,149	3.3	0.1	0.7	1.3
Subtotal	480	1,723	2,385	2,512	2,293	2,061	2,037	2,034	1,954	1,875	1,869	2,130	2,339	2,570	2,459	2,353	2,447	2,641	2.8	2.6	2.5	2.7
<b>Turmpike I-376 (PA 60)(6,7)</b>																						
East Toll 376	719	819	996	1,110	1,147	1,263	1,301	1,359	1,332	1,304	1,328	1,353	1,311	1,490	1,548	1,342	1,506	1,621	9.5	1.8	4.3	4.9
Beaver Falls Rte. 551	35	34	39	44	45	52	51	65	65	65	65	65	36	39	31	48	69	92	9.2	(0.9)	NA	3.1
Moravia Rte. 168	36	60	72	93	91	86	93	144	874	874	874	874	96	145	60	73	92	219	21.9	(4.4)	NA	5.6
West Toll 376	409	491	614	681	725	793	863	874	872	870	911	915	988	1,133	1,170	1,034	1,196	1,211	11.5	3.3	4.0	6.6
Mt. Jackson Rte. 108	53	50	85	101	109	118	138	141	138	141	141	141	98	108	113	98	133	150	15.0	(0.6)	NA	5.6
Subtotal	1,252	1,454	1,796	2,029	2,117	2,311	2,446	2,553	2,204	2,174	2,239	2,268	2,309	2,854	3,010	2,580	2,921	3,116	10.9	1.9	6.2	5.5
<b>Turmpike 66 (8)</b>																						
Rte. 136	134	159	169	222	196	230	241	232	232	1743	1813	1818	1872	126	211	183	146	165	8.2	(2.4)	7.7	1.8
AKH Mainline	908	1,024	1,215	1,457	1,518	1,552	1,729	1,673	1,743	1,813	1,818	1,872	1,935	2,070	2,146	2,010	2,261	2,333	9.1	3.4	3.8	5.7
Route 30	141	157	172	225	256	268	296	345	345	345	345	345	142	290	282	285	300	292	13.6	(1.7)	15.4	4.4
Route 130	56	29	30	35	38	50	67	75	75	75	75	75	17	38	29	30	26	26	4.3	(10.0)	9.0	(4.4)
Route 66	66	27	30	35	32	29	27	28	28	28	28	28	5	15	16	17	18	19	(11.5)	(3.6)	29.9	(7.0)
Subtotal	1,305	1,386	1,616	1,974	2,040	2,128	2,360	2,353	1,743	1,813	1,818	1,872	2,226	2,623	2,656	2,468	2,770	2,853	8.8	1.9	5.1	4.7
<b>Turmpike 43 - Mont/Fayette Expressway (10)</b>																						
Ramp M4																						
M5																						
Ramp M15																						
Ramp M18																						
M19																						
M35 California	227	248	280	305	277	305	345	352	218	84	314	303	321	394	478	532	573	574	6.5	5.0	12.4	5.6
Ramp M39																						
Ramp M44																						
Ramp M48																						
M52																						
Subtotal	227	248	280	305	277	305	345	503	396	382	724	697	707	779	971	1,025	1,322	1,607	12.0	12.3	17.9	12.2
<b>Turmpike 576 (Southern Beltway)</b>																						
SB Rte. 30																						
SB Westport Rd.																						
Rte. 22																						
Subtotal																						
Total	3,264	4,821	6,077	6,820	6,727	6,806	7,188	7,473	6,297	6,244	6,650	6,967	7,608	9,060	9,385	8,801	9,865	10,592	12.6	3.5	6.8	7.2
Percent Change Over Prior Year		47.7	26.1	12.2	(1.4)	1.2	5.6	4.0	(15.7)	(0.9)	6.5	4.8	9.2	19.1	3.6	(6.2)	12.1	7.4				

(1) 2002 traffic data is not available. It is estimated by averaging 2001 and 2003 traffic data.  
 (2) New rates became effective Sunday, August 1, 2004. Rates were increased by 42.5%.  
 (3) A toll increase of 25% was implemented on January 4, 2009. Toll rates on Turnpike 576 and Turnpike 43 from Unionville to Brownsville remained unchanged.  
 (4) A toll increase of 3% was implemented on January 3, 2010.  
 (5) Average annual growth rate of Northeastern Facilities began in 1995.  
 (6) Toll 60 (Turnpike 376) ramp counts were not available from 2002 to 2006.  
 (7) On August 1, 2010, PA 60 was renamed Turnpike I-376.  
 (8) Toll 66 ramp counts were not available from 2002 to 2006.  
 (9) An E-2pass toll increase of 3% and a cash toll increase of 10% was implemented on January 2, 2011. Exceptions include Turnpike 576, where coin machine fares will not change.  
 (10) On July 11, 2011, the West Virginia section of Turnpike 43 was opened.

Table 2-2 (Cont'd)  
Total Vehicles - Barrier System - Average Daily Transactions  
Pennsylvania Turnpike

Toll Location	Calendar Year												Average Annual Percent Change									
	1994	1995	1996	1997	1998	1999	2000	2001	2002 (1)	2003	2004 (2)	2005	2006	2007	2008	2009 <sup>(3)</sup>	2010 (4)	2011 (5)	1994-11	2001-11	2006-11	1994-11
Keiser Ave.	0	5,585	7,604	8,104	7,499	6,622	6,446	6,514	6,853	7,192	7,657	7,581	7,800	8,144	8,144	8,318	8,300	8,462	2.6	2.7	1.6	2.6
Clarks Summit	3,311	6,118	8,086	8,630	8,024	6,969	6,760	6,989	7,219	7,449	7,678	7,567	7,656	7,933	7,887	7,897	7,752	7,822	2.2	1.1	0.4	1.5
Subtotal	3,311	11,703	15,690	16,734	15,523	13,591	13,206	13,503	14,072	14,641	15,335	15,138	15,456	16,047	16,031	16,215	16,052	16,284	2.4	1.9	1.0	2.1
<b>Nonreass Extension I-476</b>																						
East Toll 376	7,684	8,087	8,883	9,517	9,871	10,061	10,309	10,749	10,917	11,086	11,149	11,249	11,165	11,824	11,836	11,239	11,390	11,561	4.9	0.7	0.7	2.4
Beaver Falls Rte. 551	306	353	373	380	404	422	433	464					471	497	461	503	490	480	6.1	0.5	NA	2.8
Moravia Rte. 168	517	580	618	672	704	695	712	826					863	953	766	747	869	869	6.9	0.5	NA	3.1
West Toll 376	4,324	4,621	5,228	5,645	5,917	6,091	6,344	6,740	6,893	7,046	7,296	7,727	8,044	8,658	8,803	8,651	8,934	8,844	6.5	2.8	1.9	4.3
Mt. Jackson Rte. 108	773	876	1,182	1,312	1,422	1,503	1,592	1,747					1,375	1,665	1,665	1,503	1,334	1,306	12.4	(2.9)	NA	3.1
Subtotal	13,604	14,517	16,284	17,526	18,318	18,772	19,390	20,526	17,811	18,132	18,445	18,976	19,210	23,180	23,754	22,620	22,908	23,070	6.1	1.2	3.7	3.2
<b>Turnpike I-376 (PA 60)(6,7)</b>																						
Rte. 136	429	462	535	633	633	699	719	760					343	808	989	873	907	914	8.3	2.0	21.6	4.5
AKH Mainline	6,662	7,435	8,474	9,538	10,429	10,402	11,012	11,266	11,787	12,288	12,676	12,995	13,986	14,378	14,473	14,124	14,537	14,280	7.8	2.4	0.4	4.6
Route 30	1,762	2,134	2,363	2,696	3,276	3,373	3,686	4,096					1,003	3,176	4,899	4,910	5,221	5,101	12.6	2.2	38.4	6.4
Route 65	479	486	531	558	559	467	462	544					122	286	1,389	1,400	1,423	1,465	2.9	3.3	43.7	3.1
Subtotal	10,220	11,419	12,950	14,652	16,058	15,977	16,859	17,752	11,787	12,288	12,676	12,995	15,699	20,526	22,539	22,062	22,858	22,572	8.2	2.4	7.5	4.8
<b>Turnpike 66 (8)</b>																						
Ramp M4							31	31	31	30	28	33	40	34								
M5							1,778	1,862	1,945	2,020	2,110	2,210	2,292	2,463								
Ramp M15																						
Ramp M18																						
M19																						
M35 California	5,663	6,190	6,994	7,619	6,920	7,617	8,619	8,789	5,800	2,812	9,679	9,669	10,075	10,608	11,008	10,849	11,088	10,981	6.5	2.3	1.7	4.0
Ramp M39							984	1,401	1,819	929	891	969	1,067	1,085	1,067	1,085	1,107	1,118	NA	NA	NA	NA
Ramp M44																						
Ramp M48																						
Subtotal	5,663	6,190	6,994	7,619	6,920	7,617	8,619	11,582	9,094	12,387	22,513	23,186	24,309	25,360	26,245	25,956	27,129	31,873	10.8	10.7	5.6	10.7
<b>Turnpike 43 - Mont/Fayette Expressway (10)</b>																						
Ramp M4							31	31	31	30	28	33	40	34								
M5							1,778	1,862	1,945	2,020	2,110	2,210	2,292	2,463								
Ramp M15																						
Ramp M18																						
M19																						
M35 California	5,663	6,190	6,994	7,619	6,920	7,617	8,619	8,789	5,800	2,812	9,679	9,669	10,075	10,608	11,008	10,849	11,088	10,981	6.5	2.3	1.7	4.0
Ramp M39							984	1,401	1,819	929	891	969	1,067	1,085	1,067	1,085	1,107	1,118	NA	NA	NA	NA
Ramp M44																						
Ramp M48																						
Subtotal	5,663	6,190	6,994	7,619	6,920	7,617	8,619	11,582	9,094	12,387	22,513	23,186	24,309	25,360	26,245	25,956	27,129	31,873	10.8	10.7	5.6	10.7
<b>Turnpike 576 (Southern Beltway)</b>																						
SB Rte. 30							82	84	250	293	334	394										
SB Westport Rd.							60	131	144	209	218	196										
Rte. 22							557	3,124	3,589	4,014	4,208	4,447										
Subtotal							699	3,438	3,963	4,517	4,760	5,037										
<b>All Barrier Facilities</b>																						
Total	32,808	43,829	51,918	56,531	56,819	55,957	58,074	63,363	52,764	57,448	68,970	70,295	75,373	88,281	92,531	91,371	93,707	98,836	9.9	4.5	5.6	6.7
Percent Change Over Prior Year		33.6	18.5	8.9	0.5	(1.5)	3.8	9.1	(16.7)	8.9	20.1	1.9	7.2	17.1	4.8	(1.3)	2.6	5.5				

(1) 2002 traffic data is not available. It is estimated by averaging 2001 and 2003 traffic data.  
 (2) New rates became effective Sunday, August 1, 2004. Rates were increased by 42.5%.  
 (3) A toll increase of 25% was implemented on January 4, 2009. Toll rates on Turnpike 576 and Turnpike 43 from Unionville to Brownsville remained unchanged.  
 (4) A toll increase of 3% was implemented on January 3, 2010.  
 (5) Average annual growth rate of Northeastern Facilities began in 1995.  
 (6) Toll 60 (Turnpike 376) ramp counts were not available from 2002 to 2006.  
 (7) On August 1, 2010, PA 60 was renamed Turnpike I-376.  
 (8) Toll 66 ramp counts were not available from 2002 to 2006.  
 (9) An E-ZPass toll increase of 3% and a cash toll increase of 10% was implemented on January 2, 2011. Exceptions include Turnpike 576, where coin machine fares will not change.  
 (10) On July 11, 2011, the West Virginia section of Turnpike 43 was opened.

historically been adding additional lane miles and sometimes additional toll plazas. These facilities also tend to be on the fringe of urban areas and are benefiting from the increasing spread of development into their corridors. Lastly, two of the newest facilities, Turnpike 576 and the portion of Turnpike 43 from Uniontown to Brownsville were exempt from the toll increases implemented in 2009, 2010, and 2011.

## Monthly Transactions and Gross Toll Revenue Trends

Table 2-3 provides monthly transactions on all facilities for FY 2007-08 through January FY 2011-12. The information is provided for passenger cars and commercial vehicles separately. Subtotals for June through January are also shown for each fiscal year to facilitate comparison with the eight month data set available for FY 2011-12. Similar to the longer term historical trends shown in Tables 2-1 and 2-2, the ticket system has exhibited generally lower growth compared to the barrier locations. The effects of the current negative economic climate are clearly shown in this data. What is especially clear, however, is that the biggest decline in transactions occurred between FY 2007-08 and FY 2008-09. During that year, total passenger-car transactions (shown on the third page of Table 2-3) declined by 0.9 percent and commercial-vehicle traffic declined by 7.4 percent. It should be pointed out that the January 2009 25 percent toll increase negatively impacted transactions during this period, but the biggest impact was due to the general economic climate.

In FY 2009-10, passenger-car transactions increased on the Turnpike System by 0.6 percent, while commercial vehicle transactions decreased for a second straight year by 2.8 percent. In FY 2010-11, both passenger cars and commercial vehicle transactions increased by 1.0 percent and 3.8 percent, respectively. This growth was attributed primarily to a slowly recovering economy. Thus growth was evidenced even though a toll increase of 3 percent was implemented in January 2011 for E-ZPass transactions and 10 percent for cash transactions. The most recent eight months of data (June 2011 through January 2012) show a decrease in system wide passenger-car transactions of negative 1.2 percent, and an increase in commercial vehicle transactions of 0.5 percent.

Figure 2-3 provides another perspective to recent transaction trends on the Pennsylvania Turnpike by comparing its experience with those of other toll facilities around the country. Monthly passenger-car and commercial-vehicle transaction trends are shown for the last five full calendar years for the Pennsylvania Turnpike System, the Oklahoma Turnpike System, the New Jersey Turnpike, and the Illinois Tollway System.

Two features are especially prominent in this figure. First are the nearly identical patterns exhibited by commercial vehicles over the last four years. Each of these facilities experienced peak negative impacts in 2009, with peak declines approaching 15 percent, and a return to positive growth in early 2010. Commercial vehicle growth in transactions continued through 2010, increasing by 5 to 10 percent per month over the prior year, with the exception of the New Jersey Turnpike where growth in commercial-vehicle transactions was less robust. In 2011 growth in both passenger-car and commercial-vehicle transactions has become less stable, either exhibiting months of negative growth over the prior year, or smaller positive increases than experienced in 2010.

The second interesting feature of these graphs is that each of the facilities had toll increases at different times during the five year period. Yet, the overall patterns of growth are nearly identical (especially for commercial vehicles) among all four facilities. This would indicate that the impact of

Table 2-3  
 Pennsylvania Turnpike Monthly Transaction Trends By Facility and Vehicle Class  
 Volumes in Thousands

Month	Passenger Cars					Commercial Vehicles					Total Vehicles							
	2007-08	% Chg.	2008-09	% Chg.	2009-10	% Chg.	2010-11	% Chg.	2011-12	2007-08	% Chg.	2008-09	% Chg.	2009-10	% Chg.	2010-11	% Chg.	2011-12
	11,992	(3.6)	11,561	2.4	11,836	2.0	12,077	(2.1)	11,827	1,991	(4.8)	1,895	(7.1)	1,760	4.7	1,843	(0.9)	1,827
June	11,992	(3.6)	11,561	2.4	11,836	2.0	12,077	(2.1)	11,827	1,991	(4.8)	1,895	(7.1)	1,760	4.7	1,843	(0.9)	1,827
July	12,197	(0.8)	12,100	2.7	12,421	1.4	12,594	(3.5)	12,154	1,936	0.6	1,947	(8.9)	1,774	1.8	1,806	(4.8)	1,720
August	12,731	(1.8)	12,502	(0.6)	12,431	2.0	12,674	(5.0)	12,039	2,079	(8.5)	1,902	(8.6)	1,738	6.2	1,846	0.2	1,850
September	11,431	(3.6)	11,014	3.3	11,378	1.3	11,529	(2.3)	11,264	1,847	(0.6)	1,835	(6.6)	1,713	3.9	1,779	(1.0)	1,761
October	12,002	(1.3)	11,843	(0.7)	11,766	2.5	12,059	(3.7)	11,608	2,045	(6.5)	1,912	(8.7)	1,746	2.0	1,781	(0.9)	1,764
November	11,236	(2.8)	10,927	1.8	11,129	1.7	11,322	(1.5)	11,148	1,803	(13.4)	1,562	(1.9)	1,532	7.6	1,648	0.5	1,656
December	10,585	3.1	10,916	(1.6)	10,745	1.2	10,876	0.8	10,982	1,626	(3.7)	1,566	(1.7)	1,540	3.6	1,586	(1.2)	1,576
January	10,347	(5.1)	9,816	2.9	10,104	(4.5)	9,649	3.6	9,583	1,745	(4.7)	1,488	(2.5)	1,451	2.6	1,469	1.8	1,515
February	9,718	(2.1)	9,516	(12.6)	8,321	13.1	9,408			1,624	(13.5)	1,405	(5.5)	1,328	7.7	1,430		
March	11,077	(3.0)	10,740	4.5	11,227	(1.9)	11,011			1,747	(8.6)	1,596	7.4	1,714	0.9	1,729		
April	11,077	1.2	11,205	1.6	11,387	(3.2)	11,020			1,897	(12.4)	1,662	4.5	1,736	(4.2)	1,664		
May	11,625	0.3	11,657	1.4	11,825	(2.7)	11,503			1,913	(12.2)	1,679	3.2	1,733	1.4	1,757		
Total Year	136,918	(1.6)	133,797	0.6	134,570	0.9	135,722			22,253	(8.1)	20,449	(3.3)	19,765	3.1	20,368		
June-Jan	92,521	(2.0)	90,679	1.2	91,810	1.1	92,780	(1.9)	90,984	15,072	(6.4)	14,107	(6.0)	13,254	4.0	13,788	(0.9)	13,669

Month	Passenger Cars					Commercial Vehicles					Total Vehicles							
	2007-08	% Chg.	2008-09	% Chg.	2009-10	% Chg.	2010-11	% Chg.	2011-12	2007-08	% Chg.	2008-09	% Chg.	2009-10	% Chg.	2010-11	% Chg.	2011-12
	712	1.5	723	11.5	806	2.2	824	1.4	835	27	22.2	33	9.1	36	19.4	43	14.7	49
June	712	1.5	723	11.5	806	2.2	824	1.4	835	27	22.2	33	9.1	36	19.4	43	14.7	49
July	722	4.6	755	11.5	842	2.0	859	6.4	914	28	28.6	36	13.9	41	9.8	45	10.1	50
August	787	3.7	816	6.5	869	3.2	897	11.5	1,000	29	24.1	36	27.8	46	2.2	47	25.6	59
September	780	4.0	811	8.4	879	4.1	915	10.0	1,006	24	37.5	33	33.3	44	0.0	44	25.6	55
October	819	7.4	880	4.4	919	3.8	954	7.9	1,029	27	29.6	35	20.0	42	2.4	43	23.2	53
November	735	11.8	822	0.2	824	3.6	854	12.0	956	22	45.5	32	15.6	37	2.7	38	30.5	50
December	692	17.5	813	(2.1)	796	4.6	833	12.8	939	17	58.8	27	14.8	31	0.0	31	43.0	44
January	679	7.4	729	(1.0)	722	3.9	750	11.4	836	19	31.6	25	12.0	28	14.3	32	39.8	45
February	676	8.7	735	(9.9)	662	15.0	761			20	40.0	28	(14.3)	24	30.8	31		
March	715	14.5	819	5.1	861	(0.4)	858			21	52.4	32	21.9	39	13.4	44		
April	758	11.1	842	4.0	876	(1.6)	862			25	24.0	31	32.3	41	(4.3)	39		
May	749	8.5	813	2.8	836	0.6	841			29	6.9	31	29.0	40	9.4	44		
Total Year	8,824	8.3	9,558	3.5	9,892	3.2	10,208			288	31.6	379	18.5	449	7.3	482		
June-Jan	5,926	7.1	6,349	4.9	6,657	3.4	6,886	9.2	7,516	193	33.2	257	18.7	305	5.9	323	25.3	405

(1) On January 3, 2009, a toll increase of 25% was implemented. Toll rates on Turnpike 576 and Turnpike 43 from Unionville to Brownsville remained unchanged.  
 (2) On January 3, 2010, a toll increase of 3% was implemented on all toll facilities except Turnpike 576.  
 (3) On January 2, 2011, a 3% E-ZPass and a 10% cash toll increase was implemented on all toll facilities except Turnpike 576.  
 (4) On January 1, 2012, cash tolls were increased by 10% on all toll facilities except the Turnpike 576.  
 (5) All six (6) Phase 1 projects of the Turnpike 43, Uniontown to Brownsville Project were completed in the fall of 2008. Phase 1 was open to traffic on October 30, 2008. This had positive traffic impacts on Turnpike 43.  
 (6) February 2010 traffic was negatively impacted several times due to severe snowstorms.  
 (7) January 2011 traffic was negatively impacted due to several winter storms.  
 (8) On July 11, 2011, the West Virginia section of Turnpike 43 was completed.

**Table 2-3 (Cont'd)**  
**Pennsylvania Turnpike Monthly Transaction Trends By Facility and Vehicle Class**  
**Volumes in Thousands**

Month	Passenger Cars			Commercial Vehicles			Total Vehicles			
	2007-08 % Chg	2008-09 % Chg	2009-10 % Chg	2010-11 % Chg	2011-12 % Chg	2007-08 % Chg	2008-09 % Chg	2009-10 % Chg	2010-11 % Chg	2011-12 % Chg
June	538	10.8	596	2.0	608	2.0	620	(1.9)	608	(1.9)
July	547	12.8	617	0.8	622	3.4	643	(4.5)	614	(4.1)
August	577	11.3	647	(3.1)	622	4.3	649	(2.7)	631	(2.6)
September	565	7.4	607	(0.3)	605	4.5	632	(3.1)	612	(2.6)
October	640	0.0	640	(4.1)	614	5.0	645	(3.4)	623	(1.7)
November	587	(0.7)	583	(1.2)	576	3.5	596	(1.6)	586	(0.3)
December	579	5.0	608	(4.3)	582	1.9	593	0.8	598	(0.3)
January	542	(4.1)	520	(0.2)	519	(0.6)	516	2.3	528	(0.3)
February	516	(2.9)	501	(8.6)	458	9.4	501			
March	573	(0.9)	568	4.9	596	(2.7)	590			
April	594	(2.7)	578	4.3	603	(4.7)	574			
May	611	(0.3)	609	1.8	620	(3.1)	601			
Total Year	6,869	2.9	7,089	(0.6)	7,025	1.8	7,150			
June-Jan	4,575	5.2	4,813	(1.4)	4,748	3.1	4,894	(1.9)	4,801	(1.1)

Month	Passenger Cars			Commercial Vehicles			Total Vehicles			
	2007-08 % Chg	2008-09 % Chg	2009-10 % Chg	2010-11 % Chg	2011-12 % Chg	2007-08 % Chg	2008-09 % Chg	2009-10 % Chg	2010-11 % Chg	2011-12 % Chg
June	429	1.4	435	1.1	440	(2.7)	428	1.7	435	(1.9)
July	511	1.2	517	11.4	576	(4.9)	548	0.2	549	(0.2)
August	552	3.3	570	6.1	605	(8.1)	556	(6.0)	522	(6.0)
September	427	(6.1)	401	10.0	441	(3.2)	427	(1.9)	419	(0.3)
October	420	2.6	431	(1.2)	426	4.9	447	(0.7)	444	(0.7)
November	391	0.8	394	1.5	400	4.0	416	(2.1)	407	(0.3)
December	332	7.8	358	(3.1)	347	1.2	351	4.6	367	(0.3)
January	297	(3.7)	286	0.0	286	0.7	288	2.6	295	(0.3)
February	286	1.0	289	(12.1)	254	8.7	276			
March	355	(5.1)	337	3.0	347	(4.4)	332			
April	397	0.8	400	(0.2)	399	1.9	407			
May	455	0.7	458	(6.1)	430	7.9	464			
Total Year	4,852	0.5	4,876	1.5	4,951	(0.2)	4,939			
June-Jan	3,359	1.0	3,332	3.8	3,521	(1.7)	3,461	(0.6)	3,440	(0.6)

Month	Passenger Cars			Commercial Vehicles			Total Vehicles			
	2007-08 % Chg	2008-09 % Chg	2009-10 % Chg	2010-11 % Chg	2011-12 % Chg	2007-08 % Chg	2008-09 % Chg	2009-10 % Chg	2010-11 % Chg	2011-12 % Chg
June	429	1.4	435	1.1	440	(2.7)	428	1.7	435	(1.9)
July	511	1.2	517	11.4	576	(4.9)	548	0.2	549	(0.2)
August	552	3.3	570	6.1	605	(8.1)	556	(6.0)	522	(6.0)
September	427	(6.1)	401	10.0	441	(3.2)	427	(1.9)	419	(0.3)
October	420	2.6	431	(1.2)	426	4.9	447	(0.7)	444	(0.7)
November	391	0.8	394	1.5	400	4.0	416	(2.1)	407	(0.3)
December	332	7.8	358	(3.1)	347	1.2	351	4.6	367	(0.3)
January	297	(3.7)	286	0.0	286	0.7	288	2.6	295	(0.3)
February	286	1.0	289	(12.1)	254	8.7	276			
March	355	(5.1)	337	3.0	347	(4.4)	332			
April	397	0.8	400	(0.2)	399	1.9	407			
May	455	0.7	458	(6.1)	430	7.9	464			
Total Year	4,852	0.5	4,876	1.5	4,951	(0.2)	4,939			
June-Jan	3,359	1.0	3,332	3.8	3,521	(1.7)	3,461	(0.6)	3,440	(0.6)

(1) On January 3, 2009, a toll increase of 25% was implemented. Toll rates on Turnpike 576 and Turnpike 43 from Unionville to Brownsville remained unchanged.  
 (2) On January 3, 2010, a toll increase of 3% was implemented on all toll facilities except Turnpike 576.  
 (3) On January 2, 2011, a 3% E-ZPass and a 10% cash toll increase was implemented on all toll facilities except Turnpike 576.  
 (4) On January 1, 2012, cash tolls were increased by 10% on all toll facilities except the Turnpike 576.  
 (5) All six (6) Phase 1 projects of the Turnpike 43, Uniontown to Brownsville Project were completed in the fall of 2008. Phase 1 was open to traffic on October 30, 2008. This had positive traffic impacts on Turnpike 43.  
 (6) February 2010 traffic was negatively impacted several times due to severe snowstorms.  
 (7) January 2011 traffic was negatively impacted due to several winter storms.  
 (8) On July 11, 2011, the West Virginia section of Turnpike 43 was completed.

**Table 2-3 (Cont'd)**  
**Pennsylvania Turnpike Monthly Transaction Trends By Facility and Vehicle Class**  
**Volumes in Thousands**

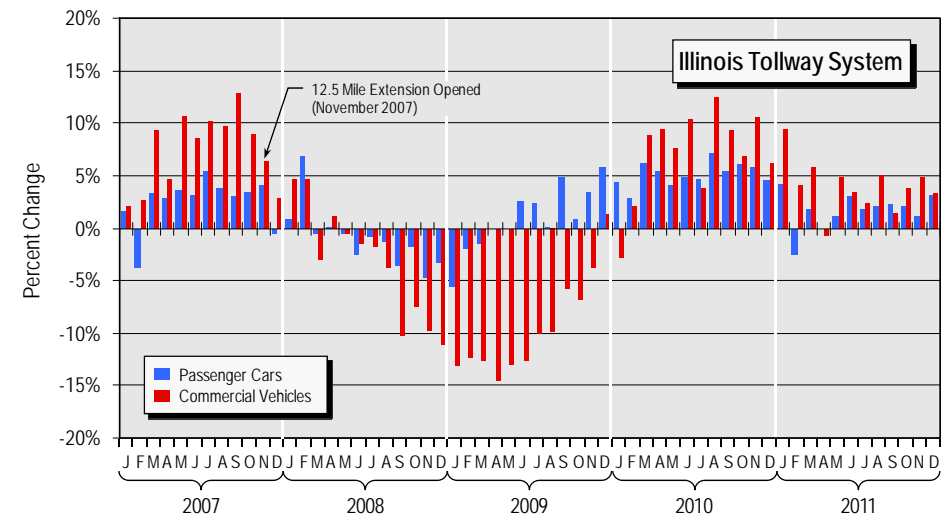
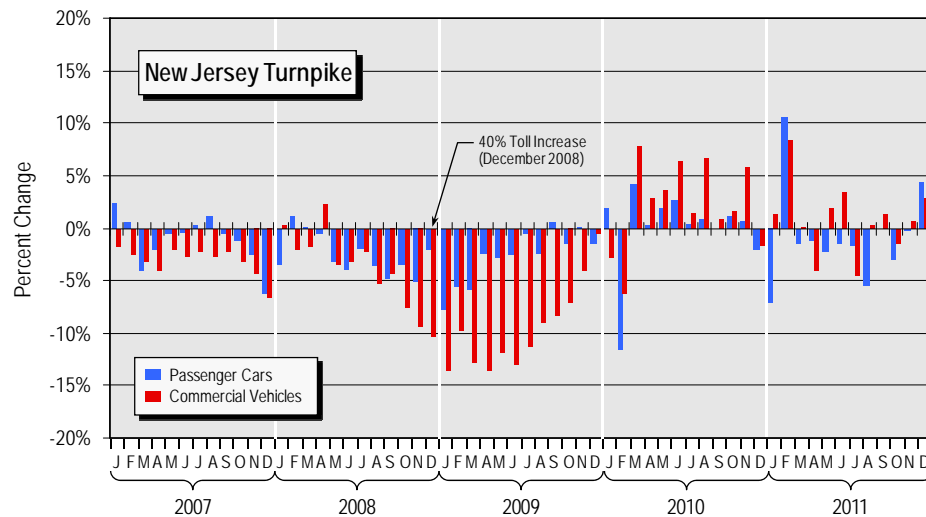
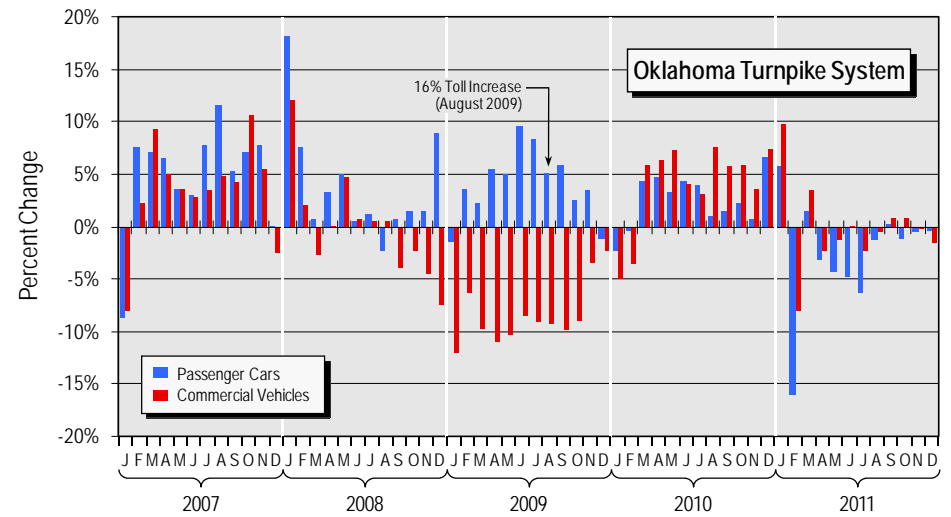
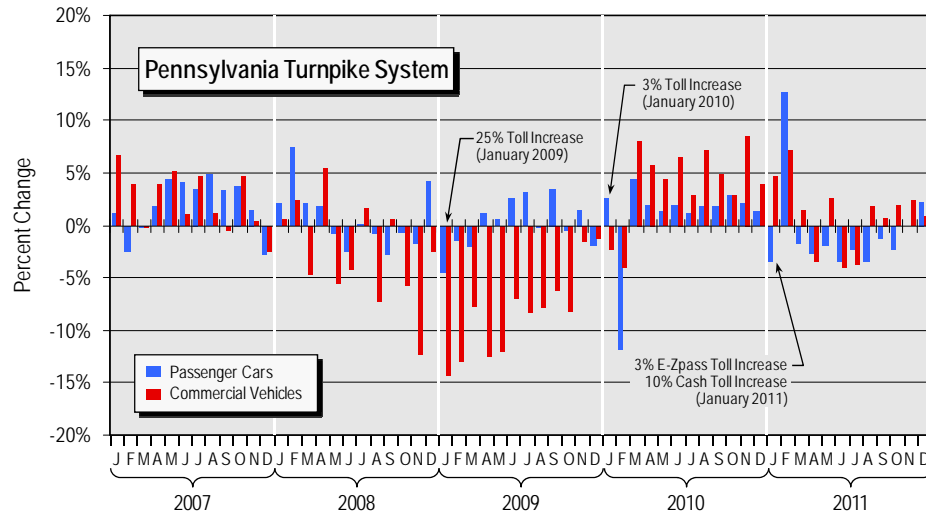
Month	Passenger Cars				Commercial Vehicles				Total Vehicles									
	2007-08	% Chg	2008-09	% Chg	2009-10	% Chg	2010-11	% Chg	2011-12	2007-08	% Chg	2008-09	% Chg	2009-10	% Chg	2010-11	% Chg	2011-12
June	685	(2.4)	649	(1.4)	640	(1.1)	633	0.7	638	100	(2.0)	98	(14.3)	84	21.4	102	(0.2)	102
July	684	0.3	696	(3.3)	673	1.0	680	(0.9)	674	92	12.0	103	(15.5)	87	8.0	94	4.3	96
August	712	(1.1)	704	(5.1)	688	1.0	675	(1.6)	664	99	3.0	102	(13.7)	88	13.6	100	11.9	112
September	650	(2.9)	631	(1.4)	622	2.6	638	(3.9)	613	89	10.1	98	(14.3)	84	19.0	100	2.4	102
October	616	(1.8)	656	(1.8)	644	1.2	652	0.2	653	99	(2.0)	97	(13.4)	84	11.9	94	11.1	104
November	589	(3.7)	593	0.3	585	2.0	607	(3.5)	586	85	(11.8)	85	(11.8)	71	19.7	85	9.8	93
December	589	4.1	613	(4.9)	583	(2.6)	568	3.0	585	70	2.9	72	(6.9)	67	11.9	75	12.7	85
January	545	(8.4)	499	0.2	500	(1.2)	494	0.5	497	81	(18.5)	66	(1.5)	65	12.3	73	11.0	81
February	519	(4.2)	497	(10.9)	443	6.6	472			76	(17.1)	63	9.5	69	0.9	70		
March	596	(3.2)	577	0.3	579	(1.5)	571			81	(6.6)	74	13.5	84	5.9	89		
April	624	(5.0)	593	0.0	593	(0.3)	591			97	(21.6)	76	14.5	87	1.7	88		
May	655	(3.8)	630	(1.3)	622	1.2	630			99	(19.2)	80	12.5	90	9.2	98		
Total Year	7,533	(2.6)	7,338	(2.4)	7,162	0.7	7,211			1,068	(6.0)	1,004	(4.4)	960	11.3	1,088		
June-Jan	5,139	(1.9)	5,041	(2.3)	4,925	0.4	4,947	(0.8)	4,909	715	(0.6)	711	(11.4)	630	14.8	723	7.5	777

Month	Passenger Cars				Commercial Vehicles				Total Transactions									
	2007-08	% Chg	2008-09	% Chg	2009-10	% Chg	2010-11	% Chg	2011-12	2007-08	% Chg	2008-09	% Chg	2009-10	% Chg	2010-11	% Chg	2011-12
June	14,336	(2.6)	13,964	(2.6)	14,330	1.8	14,582	(1.6)	14,344	2,285	(4.2)	2,190	(7.0)	2,036	6.0	2,158	(0.2)	2,153
July	14,671	0.1	14,685	3.1	15,134	1.3	15,324	(2.7)	14,905	2,223	1.6	2,259	(8.4)	2,070	2.3	2,118	(3.6)	2,042
August	15,359	(0.8)	15,234	(0.3)	15,195	1.7	15,451	(3.8)	14,857	2,395	(7.3)	2,210	(7.9)	2,036	6.8	2,174	1.6	2,208
September	13,853	(2.8)	13,464	(0.6)	13,925	1.6	14,141	(1.6)	13,915	2,122	0.5	2,133	(2.2)	2,001	4.8	2,097	0.1	2,099
October	14,549	(0.7)	14,450	(0.6)	14,369	2.7	14,757	(2.7)	14,357	2,347	(5.8)	2,211	(8.2)	2,030	2.8	2,086	1.0	2,107
November	13,565	(1.8)	13,319	1.5	13,524	2.0	13,795	(0.8)	13,664	2,053	(12.3)	1,800	(1.6)	1,772	8.5	1,923	2.1	1,963
December	12,777	4.2	13,308	(1.9)	13,063	1.3	13,221	1.7	13,451	1,836	(2.5)	1,791	(1.4)	1,766	4.2	1,840	0.7	1,853
January	12,410	(4.5)	11,850	2.4	12,131	(3.6)	11,697	3.9	12,149	1,990	(14.3)	1,697	(1.8)	1,667	3.6	1,727	3.1	1,781
February	11,715	(1.5)	11,538	(12.1)	10,138	12.6	11,418			1,850	(13.0)	1,610	(4.8)	1,532	8.1	1,655		
March	13,316	(2.1)	13,041	4.4	13,610	(1.9)	13,351			1,985	(7.7)	1,832	8.1	1,980	1.6	2,012		
April	13,450	1.2	13,618	1.8	13,858	(2.9)	13,455			2,180	(12.5)	1,908	5.7	2,017	(3.5)	1,946		
May	14,095	0.5	14,167	1.2	14,333	(2.1)	14,039			2,208	(12.1)	1,941	4.3	2,025	2.5	2,076		
Total Year	164,096	(0.9)	162,638	0.6	163,600	1.0	165,231			25,464	(7.4)	23,582	(2.8)	22,932	3.8	23,813		
June-Jan	111,520	(1.1)	110,274	1.3	111,661	1.2	112,968	(1.2)	111,660	17,231	(5.5)	16,291	(5.6)	15,378	4.8	16,123	0.5	16,206

(1) On January 3, 2008, a toll increase of 25% was implemented. Toll rates on Turnpike 43 from Unionville to Brownsville remained unchanged.  
 (2) On January 3, 2010, a toll increase of 3% was implemented on all toll facilities except Turnpike 576.  
 (3) On January 2, 2011, a 3% E-ZPass and a 10% cash toll increase was implemented on all toll facilities except Turnpike 576.  
 (4) On January 1, 2012, cash tolls were increased by 10% on all toll facilities except the Turnpike 576.  
 (5) All six (6) Phase 1 projects of the Turnpike 43, Uniontown to Brownsville Project were completed in the fall of 2008. Phase 1 was open to traffic on October 30, 2008. This had positive traffic impacts on Turnpike 43.  
 (6) February 2010 traffic was negatively impacted several times due to severe snowstorms.  
 (7) January 2011 traffic was negatively impacted due to several winter storms.  
 (8) On July 11, 2011, the West Virginia section of Turnpike 43 was completed.





**COMPARISON OF VARIOUS STATES' MONTHLY PASSENGER CAR AND COMMERCIAL VEHICLE TRANSACTION TRENDS**

the toll rate increases have been minimal and totally eclipsed by the impact of the economic downturn.

Monthly gross toll revenue trends over the same time period are shown in Table 2-4 for each toll facility. The effects of the January 2009 25 percent toll increase are clearly evident in this data. For the total system, passenger-car revenue growth generally ranges between 20 percent and 30 percent in calendar year 2009 over calendar year 2008. Though positive, commercial-vehicle toll revenue growth over the same period was much lower due to the larger negative traffic impacts resulting from the economic downturn. The improved picture for commercial vehicles, however, is evident by largely consistent revenue growth throughout calendar years 2009, 2010 and 2011. On a system wide basis, total toll revenue increased by 3.1 percent in FY 2008-09, 12.5 percent in FY 2009-10, and 6.4 percent in FY 2012-11. Year to date in FY 2011-12 (June through January), total toll revenue has increased by 4.3 percent over the prior year. The increased toll revenues are partly attributed to the toll increases implemented in 2009, 2012 and 2011.

Thus far, in FY 2011-12, total gross toll revenue has increased by 4.3 percent (through January) over the prior fiscal year. During this time period, growth in commercial-vehicle revenue totaled 5.2 percent and passenger-car revenue increased by 3.7 percent. This data shows the increased growth in toll revenue due to the impacts of the toll increase implemented in January 2011, as toll revenue is growing faster than toll transactions. For example, the system wide commercial-vehicle toll revenue increased by 5.2 percent in FY 2011-12 (year-to-date) compared to the 0.5 percent increase in commercial-vehicle transactions. Similarly, total passenger-car revenue increased by 3.7 percent in FY 2011-12 (year-to-date) compared to the 1.2 percent decrease in passenger car transactions.

Table 2-5 further depicts the correlation between Turnpike performance and the general economic climate by comparing Turnpike System annual transactions with PA gross state product (GSP), Tri-State gross regional product (GRP) and U.S. gross domestic product (GDP) for 2009 through 2011. Commercial activity in each of the three regions along with Turnpike System transactions followed the same general pattern. As presented in Table 2-5, Turnpike System transactions decreased by 0.9 percent in 2009, mirroring the decrease in commercial activity in GDP (-3.5 percent), GRP (-2.9 percent), and GSP (-1.7 percent). As commercial activity increased in 2010, ranging from 3.0 to 4.0 percent increases among the different geographic areas, transactions also increased on the Turnpike System by 1.3 percent. In 2011, the rate of growth in commercial activity contracted sharply compared to 2010, particularly in the second and third quarters in the mid-Atlantic Region and the third and fourth quarter in Pennsylvania. During this time period, Turnpike transactions decreased by 1.1 percent for passenger cars, increased by 1.0 percent for commercial vehicles, and decreased by 0.9 percent for total

## Annual Transaction and Gross Toll Revenue Trends

Table 2-6 provides a summary of annual Systemwide transactions and adjusted gross toll revenue trends from FY 1979-80 through FY 2010-11. Note that transactions and adjusted toll revenue in Table 2-6 reflect final audited Systemwide totals after adjustments and discounts attributable to the commercial volume-discount program described in more detail later in this chapter.

The Turnpike System has demonstrated consistent long term growth in transactions and toll revenue. Between FY 1979-80 and FY 1989-90, Turnpike transactions and adjusted toll revenue grew by an

Table 2-4  
 Pennsylvania Turnpike Monthly Gross Toll Revenue Trends By Facility and Vehicle Class  
 Revenue in Thousands

Month	Passenger Cars			Commercial Vehicles			Total Vehicles			
	2007-08 % Chg	2008-09 % Chg	2009-10 % Chg	2010-11 % Chg	2011-12	2007-08 % Chg	2008-09 % Chg	2009-10 % Chg	2010-11 % Chg	2011-12
June	\$28,665 (5.4)	\$27,110 (27.5)	\$34,578 (5.3)	\$36,414 (3.3)	\$37,602 (3.3)	\$53,379 (6.5)	\$50,434 (19.5)	\$60,252 (5.2)	\$63,409 (5.0)	\$66,573 (2.8)
July	29,935 (2.3)	29,244 (30.6)	38,194 (6.1)	40,507 (3.0)	41,736 (4.1)	54,143 (2.0)	53,068 (19.9)	63,642 (5.6)	67,189 (5.6)	69,100 (2.8)
August	31,655 (2.2)	30,872 (25.1)	38,760 (4.0)	40,319 (1.9)	39,538 (3.5)	57,709 (5.7)	54,411 (17.7)	64,036 (5.6)	67,647 (1.7)	68,796 (3.6)
September	26,218 (5.9)	24,682 (31.7)	32,509 (3.0)	33,684 (3.5)	34,758 (3.7)	49,934 (4.4)	47,469 (21.1)	57,488 (5.6)	60,717 (3.6)	62,900 (3.2)
October	26,410 (0.3)	26,482 (25.3)	33,193 (5.8)	35,102 (1.8)	35,750 (4.2)	52,238 (4.4)	49,959 (17.3)	58,578 (6.1)	62,126 (3.2)	64,109 (3.2)
November	25,673 (1.5)	25,296 (27.8)	32,323 (3.7)	33,523 (6.3)	34,946 (3.3)	48,538 (8.2)	44,563 (22.1)	54,430 (7.3)	58,419 (5.4)	61,557 (4.4)
December	23,564 (4.4)	24,612 (22.8)	30,228 (3.7)	31,351 (6.3)	33,328 (6.3)	44,757 (2.0)	43,856 (20.4)	52,796 (6.5)	56,241 (4.4)	58,734 (6.3)
January	21,183 (20.8)	25,598 (7.6)	27,544 (0.1)	27,567 (8.3)	29,864 (8.3)	44,111 (13.2)	48,608 (2.5)	49,831 (4.8)	52,225 (6.3)	55,521 (6.3)
February	19,687 (26.4)	24,894 (11.8)	21,952 (21.0)	26,554 (3.2)	28,980 (3.2)	41,191 (13.2)	46,610 (8.5)	42,649 (17.8)	50,228 (6.1)	50,631 (6.1)
March	23,622 (22.4)	28,925 (7.1)	30,880 (3.2)	31,980 (3.2)	31,980 (3.2)	46,988 (13.1)	53,104 (7.6)	57,124 (6.1)	60,631 (6.1)	60,631 (6.1)
April	23,981 (31.4)	31,511 (4.7)	33,002 (2.2)	33,735 (3.2)	33,735 (3.2)	47,549 (18.0)	56,115 (4.7)	58,755 (3.5)	60,796 (3.5)	60,796 (3.5)
May	26,706 (26.5)	33,794 (5.0)	35,494 (1.1)	35,870 (1.1)	35,870 (1.1)	50,303 (16.2)	58,451 (5.0)	61,350 (3.7)	63,647 (3.7)	63,647 (3.7)
Total Year	\$307,299 (8.4)	\$333,120 (16.7)	\$388,757 (4.6)	\$406,506 (4.6)	\$406,506 (4.6)	\$590,810 (2.7)	\$606,648 (12.2)	\$680,931 (6.2)	\$723,275 (6.2)	\$723,275 (6.2)
June-Jan	213,303 (0.3)	213,996 (24.9)	267,329 (4.1)	278,367 (3.3)	287,522 (3.3)	404,809 (3.1)	392,368 (17.5)	461,053 (5.8)	487,973 (4.0)	507,290 (4.0)

Month	Passenger Cars			Commercial Vehicles			Total Vehicles			
	2007-08 % Chg	2008-09 % Chg	2009-10 % Chg	2010-11 % Chg	2011-12	2007-08 % Chg	2008-09 % Chg	2009-10 % Chg	2010-11 % Chg	2011-12
June	\$549 (1.6)	\$558 (38.6)	\$779 (6.5)	\$830 (7.9)	\$896 (7.9)	\$609 (3.9)	\$633 (39.0)	\$880 (8.7)	\$957 (9.5)	\$1,048 (9.5)
July	558 (4.5)	583 (38.8)	815 (6.1)	865 (13.6)	982 (13.6)	620 (6.9)	663 (40.4)	931 (6.8)	994 (14.3)	1,136 (14.3)
August	608 (3.5)	629 (33.7)	841 (7.4)	903 (18.8)	1,076 (18.8)	671 (5.5)	708 (37.0)	970 (7.2)	1,040 (21.1)	1,259 (21.1)
September	600 (4.2)	625 (35.8)	849 (8.2)	919 (17.1)	1,096 (17.1)	665 (6.9)	700 (38.9)	972 (7.9)	1,049 (19.0)	1,248 (19.0)
October	632 (7.8)	681 (30.8)	891 (7.5)	958 (14.4)	1,096 (14.4)	694 (9.5)	700 (33.0)	1,011 (7.5)	1,087 (16.2)	1,263 (16.2)
November	570 (13.7)	648 (23.6)	801 (7.2)	859 (19.1)	1,023 (19.1)	620 (16.1)	720 (25.8)	906 (7.3)	972 (21.3)	1,179 (21.3)
December	537 (19.7)	643 (20.5)	775 (8.3)	839 (20.2)	1,008 (20.2)	577 (22.5)	707 (22.6)	867 (8.1)	937 (22.8)	1,150 (22.8)
January	525 (32.8)	697 (4.7)	730 (10.0)	803 (17.1)	940 (17.1)	570 (35.1)	770 (6.0)	816 (11.2)	907 (20.0)	1,089 (20.0)
February	522 (37.0)	715 (6.4)	669 (22.2)	818 (18.8)	940 (18.8)	570 (39.8)	797 (6.8)	743 (23.7)	919 (23.7)	1,089 (23.7)
March	554 (43.3)	794 (9.7)	871 (5.6)	920 (9.2)	920 (9.2)	602 (47.0)	805 (11.8)	989 (6.9)	1,057 (10.5)	1,057 (10.5)
April	596 (39.1)	815 (8.2)	882 (4.8)	925 (8.2)	925 (8.2)	644 (40.5)	905 (10.9)	1,004 (4.4)	1,048 (4.4)	1,048 (4.4)
May	580 (36.7)	787 (7.2)	844 (6.8)	902 (9.2)	902 (9.2)	646 (35.8)	877 (9.8)	963 (7.7)	1,037 (7.7)	1,037 (7.7)
Total Year	\$6,821 (19.9)	\$8,175 (19.2)	\$9,747 (8.1)	\$10,540 (16.0)	\$10,540 (16.0)	\$7,478 (22.0)	\$9,125 (21.1)	\$11,052 (8.6)	\$12,004 (18.0)	\$12,004 (18.0)
June-Jan	4,579 (10.6)	5,064 (28.0)	6,481 (7.6)	6,976 (16.0)	8,094 (16.0)	5,016 (12.9)	5,661 (29.9)	7,353 (8.0)	7,943 (18.0)	9,372 (18.0)

**Turnpike 43 - Mon/Fayette Expressway**

- (1) On January 3, 2009, a toll increase of 25% was implemented. Toll rates on Turnpike 576 and Turnpike 43 from Unionville to Brownsville remained unchanged.
- (2) On January 3, 2010, a toll increase of 3% was implemented on all toll facilities except Turnpike 576.
- (3) On January 2, 2011, a 3% E-ZPass and a 10% cash toll increase was implemented on all toll facilities except Turnpike 576.
- (4) On January 1, 2012, cash tolls were increased by 10% on all toll facilities except the Turnpike 576.
- (5) All six (6) Phase 1 projects of the Turnpike 43, Uniontown to Brownsville Project were completed in the fall of 2008. Phase 1 was open to traffic on October 30, 2008. This had positive traffic impacts on Turnpike 43.
- (6) February 2010 traffic was negatively impacted several times due to severe snowstorms.
- (7) February 2011 traffic was negatively impacted due to several winter storms.
- (8) On July 11, 2011, the West Virginia section of Turnpike 43 was completed.

Table 2-4 (Cont'd)  
 Pennsylvania Turnpike Monthly Gross Toll Revenue Trends By Facility and Vehicle Class  
 Revenue in Thousands

Month	Passenger Cars				Commercial Vehicles				Total Vehicles									
	2007-08	% Chg	2008-09	% Chg	2009-10	% Chg	2010-11	% Chg	2011-12	2007-08	% Chg	2008-09	% Chg	2009-10	% Chg	2010-11	% Chg	2011-12
June	\$484	8.5	\$525	27.4	\$689	6.3	\$711	4.8	\$745	\$232	(0.8)	\$230	12.6	\$259	21.6	\$315	4.3	\$328
July	482	10.4	543	26.5	687	7.6	739	2.1	795	230	3.0	237	13.1	268	14.9	308	7.6	331
August	514	10.3	567	21.2	687	8.6	746	3.7	774	236	(2.1)	231	11.3	257	29.6	333	9.3	364
September	502	6.6	535	25.0	669	8.4	725	3.4	750	213	9.4	233	13.3	264	23.5	326	6.1	346
October	564	(0.2)	563	20.4	678	9.1	740	2.8	761	256	(7.0)	238	17.6	280	10.0	308	19.0	366
November	516	(0.6)	513	23.8	635	7.2	681	5.5	718	205	(9.8)	185	27.0	235	17.0	275	23.0	338
December	507	4.9	532	19.9	638	5.6	674	8.1	729	170	0.6	171	34.5	230	3.1	251	15.2	289
January	475	17.7	559	5.4	589	6.6	628	7.3	674	194	2.6	199	12.6	224	17.0	262	9.2	286
February	451	22.4	552	(5.8)	520	17.5	611			184	10.3	203	(0.5)	202	19.6	241		
March	503	24.5	626	8.8	681	4.1	709			196	16.8	229	16.2	266	10.7	284		
April	521	22.5	638	8.2	690	1.8	703			222	2.7	228	26.8	289	(1.9)	283		
May	537	24.8	670	6.0	710	3.5	735			226	5.8	239	23.0	294	7.7	317		
Total Year	\$6,066	12.5	\$6,823	15.1	\$7,853	7.0	\$8,401			\$2,564	2.3	\$2,623	17.0	\$3,068	14.5	\$3,514		
June-Jan	4,054	7.0	4,337	21.1	5,252	7.5	5,644	4.6	5,905	1,736	(0.7)	1,724	17.0	2,017	17.9	2,378	11.4	2,650

Month	Passenger Cars				Commercial Vehicles				Total Vehicles									
	2007-08	% Chg	2008-09	% Chg	2009-10	% Chg	2010-11	% Chg	2011-12	2007-08	% Chg	2008-09	% Chg	2009-10	% Chg	2010-11	% Chg	2011-12
June	\$215	1.4	\$218	29.4	\$282	2.8	\$290	9.6	\$318	\$225	(2.2)	\$220	24.5	\$274	5.1	\$288	15.4	\$332
July	256	1.2	259	42.9	370	0.3	371	8.3	402	220	5.0	231	28.8	289	0.0	293	9.1	320
August	277	2.9	285	36.5	389	(3.3)	376	1.4	381	242	(6.6)	226	30.5	296	2.7	303	13.3	343
September	214	(6.1)	201	40.8	283	1.8	288	5.9	305	221	3.6	229	23.1	282	5.0	296	16.0	341
October	210	2.4	215	27.0	273	10.3	301	7.3	323	235	(3.0)	228	18.9	271	8.5	294	16.0	341
November	196	0.5	197	29.9	256	9.4	280	5.6	296	196	(6.1)	184	22.8	226	23.9	280	5.3	295
December	166	7.8	179	24.0	222	6.8	237	12.4	266	180	1.7	183	25.1	229	14.0	261	7.9	282
January	149	20.1	179	11.2	199	4.5	208	8.0	225	193	8.3	209	6.7	223	13.9	254	6.0	269
February	143	29.4	185	(7.6)	171	17.0	200			186	9.1	203	0.0	203	11.5	226		
March	177	22.0	216	8.8	235	2.7	241			195	17.9	230	14.8	264	1.7	269		
April	198	29.3	256	5.1	269	10.3	297			234	6.8	250	6.4	266	7.9	287		
May	228	28.9	294	(1.4)	290	16.8	339			236	16.1	274	0.4	275	26.8	349		
Total Year	\$2,429	10.5	\$2,684	20.7	\$3,239	5.8	\$3,428			\$2,563	4.1	\$2,667	16.3	\$3,101	9.6	\$3,400		
June-Jan	1,663	3.0	1,733	31.2	2,274	3.4	2,351	7.0	2,516	1,712	(0.1)	1,710	22.4	2,093	8.4	2,269	10.9	2,517

(1) On January 3, 2008, a toll increase of 25% was implemented. Toll rates on Turnpike 576 and Turnpike 43 from Unionville to Brownsville remained unchanged.  
 (2) On January 3, 2010, a toll increase of 3% was implemented on all toll facilities except Turnpike 576.  
 (3) On January 2, 2011, a 3% E2Pass and a 10% cash toll increase was implemented on all toll facilities except Turnpike 576.  
 (4) On January 1, 2012, cash tolls were increased by 10% on all toll facilities except the Turnpike 576.  
 (5) All six (6) Phase 1 projects of the Turnpike 43, Uniontown to Brownsville Project were completed in the fall of 2008. Phase 1 was open to traffic on October 30, 2008. This had positive traffic impacts on Turnpike 43.  
 (6) February 2010 traffic was negatively impacted several times due to severe snowstorms.  
 (7) February 2011 traffic was negatively impacted due to several winter storms.  
 (8) On July 11, 2011, the West Virginia section of Turnpike 43 was completed.

**Table 2-4 (Cont'd)**  
**Pennsylvania Turnpike Monthly Gross Toll Revenue Trends By Facility and Vehicle Class**  
**Revenue in Thousands**

Month	Passenger Cars			Commercial Vehicles			Total Vehicles							
	2007-08	% Chg	2010-11	2007-08	% Chg	2010-11	2007-08	% Chg	2010-11					
June	\$455	(2.6)	\$443	26.6	\$561	4.6	\$587	9.3	\$641	8.5	\$931	8.5	\$931	
July	475	(0.6)	478	23.4	590	6.9	631	7.8	680	6.1	720	12.0	766	
August	487	(0.6)	484	21.1	586	6.7	625	6.5	666	19.0	718	18.1	802	
September	445	(2.7)	433	25.9	545	8.6	592	3.3	612	17.1	652	20.4	749	
October	457	(1.5)	450	25.1	563	7.3	604	7.7	651	19.1	(2.1)	187	8.6	203
November	422	(3.8)	406	28.1	520	7.5	559	4.4	583	166	(12.7)	145	20.7	175
December	401	4.7	420	21.2	509	2.6	522	11.9	584	136	4.4	142	19.0	169
January	373	13.7	424	7.5	456	7.9	492	6.4	524	161	0.6	162	5.6	171
February	353	22.7	433	(6.7)	404	16.7	472			151	7.3	162	11.1	180
March	406	24.4	505	5.3	532	7.0	569			162	14.8	186	18.8	221
April	426	21.8	519	5.0	545	8.6	592			180	(1.6)	187	18.7	222
May	446	22.3	546	4.7	574	10.0	631			189	1.6	192	21.9	234
Total Year	\$5,148	7.7	\$5,543	15.2	\$6,385	7.7	\$6,877			\$2,092	1.9	\$2,131	13.1	\$2,410
June-Jan	3,515	0.7	3,538	22.4	4,330	6.5	4,612	7.1	4,941	1,400	0.3	1,404	10.6	1,553

Month	Passenger Cars			Commercial Vehicles			Total Transactions							
	2007-08	% Chg	2010-11	2007-08	% Chg	2010-11	2007-08	% Chg	2010-11					
June	\$30,388	(5.0)	\$28,854	27.8	\$36,969	5.3	\$38,832	3.5	\$40,202	\$25,440	(5.5)	\$24,035	10.3	\$26,513
July	31,716	(1.9)	31,107	30.7	40,656	6.0	43,113	3.3	44,555	24,886	(1.1)	24,570	7.2	26,335
August	33,541	(1.8)	32,937	25.3	41,263	4.1	42,969	(1.2)	42,432	26,785	(9.8)	24,170	8.3	26,173
September	27,979	(5.4)	26,476	31.6	34,855	3.6	36,108	3.9	37,501	24,376	(3.5)	23,513	9.9	25,852
October	28,273	0.4	28,391	25.4	35,598	5.9	37,705	2.3	38,580	26,572	(8.9)	24,209	8.5	26,259
November	27,377	(1.2)	27,060	27.6	34,535	4.0	35,902	4.6	37,566	23,482	(15.5)	22,848	12.9	25,795
December	25,175	4.8	26,386	22.7	32,372	3.9	33,623	6.8	35,916	21,719	(8.8)	19,804	17.6	23,288
January	22,705	20.9	27,457	7.5	29,518	0.6	29,698	8.5	32,226	23,521	0.6	23,653	(2.8)	22,991
February	21,156	26.6	26,779	(11.4)	23,716	20.8	28,654			22,073	1.3	22,366	(4.5)	21,356
March	25,262	23.0	31,066	7.2	33,299	3.4	34,419			23,937	4.1	24,915	8.4	27,013
April	25,712	31.2	33,739	4.9	35,388	2.4	36,251			24,272	4.5	25,359	5.1	26,652
May	28,489	26.6	36,093	5.0	37,912	1.5	38,477			24,314	4.7	25,452	5.2	26,778
Total Year	\$327,763	8.7	\$356,345	16.7	\$415,981	4.8	\$435,751			\$291,387	(3.3)	\$281,899	7.2	\$302,058
June-Jan	227,134	0.7	228,668	24.9	285,666	4.3	297,950	3.7	308,978	196,791	(6.6)	183,807	9.0	200,259

(1) On January 3, 2009, a toll increase of 25% was implemented. Toll rates on Turnpike 576 and Turnpike 43 from Unionville to Brownsville remained unchanged.  
 (2) On January 3, 2010, a toll increase of 3% was implemented on all toll facilities except Turnpike 576.  
 (3) On January 2, 2011, a 3% E-ZPass and a 10% cash toll increase was implemented on all toll facilities except Turnpike 576.  
 (4) On January 1, 2012, cash tolls were increased by 10% on all toll facilities except the Turnpike 576.  
 (5) All six (6) Phase 1 projects of the Turnpike 43, Uniontown to Brownsville Project were completed in the fall of 2008. Phase 1 was open to traffic on October 30, 2008. This had positive traffic impacts on Turnpike 43.  
 (6) February 2010 traffic was negatively impacted several times due to severe snowstorms.  
 (7) January 2011 traffic was negatively impacted due to several winter storms.  
 (8) On July 11, 2011, the West Virginia section of Turnpike 43 was completed.

**Table 2-5**  
**Near Term Measures of Commercial Activity and**  
**Growth in Total Turnpike Transactions**

Percent Change over Previous Year

Calendar Year	Gross Domestic Product Growth (1) (U.S.)	Gross Regional Product Growth (1) (NY, NJ, PA)	Gross State Product Growth (1) (PA)	PA Turnpike System Transaction Growth		
				Passenger Cars	Commercial Vehicles	All Vehicles
<b>2009 (Actual)</b>	<b>(3.5)</b>	<b>(2.9)</b>	<b>(1.7)</b>	0.2	(8.5)	(0.9)
1st Quarter	(4.5)	(7.6)	(3.3)			
2nd Quarter	(5.0)	(2.0)	(2.1)			
3rd Quarter	(3.7)	(1.3)	(1.3)			
4th Quarter	(0.5)	(0.4)	(0.1)			
<b>2010 (Actual)</b>	<b>3.0</b>	<b>4.0</b>	<b>3.0</b>	1.0	4.0	1.3
1st Quarter	2.2	5.4	2.1			
2nd Quarter	3.3	4.5	2.7			
3rd Quarter	3.5	3.9	4.6			
4th Quarter	3.1	2.1	2.7			
<b>2011 (Actual)</b>	<b>1.7</b>	<b>0.5</b>	<b>1.2</b>	(1.1)	1.0	(0.9)
1st Quarter	2.2	1.5	2.5			
2nd Quarter	1.6	(0.7)	1.3			
3rd Quarter	1.5	0.0	(0.0)			
4th Quarter	1.6	1.4	0.8			

(1) GDP percent changes are based on constant 2005 dollars. The data is from the US Bureau of Economic Analysis. The information was gathered from Moody's Economy.com baseline Forecast (February 2012).

**Table 2-6**  
**Annual Systemwide Traffic and Adjusted Gross Toll Revenue Trends**  
**Pennsylvania Turnpike System**  
**(in thousands)**

Fiscal Year	Transactions						Adjusted Toll Revenue (7)					
	Cars	Percent Change Over Prior Year	Trucks	Percent Change Over Prior Year	Total	Percent Change Over Prior Year	Cars	Percent Change Over Prior Year	Trucks	Percent Change Over Prior Year	Total	Percent Change Over Prior Year
		Year		Year		Year		Year		Year		Year
1979-80	53,823		9,053		62,876		\$53,818		\$52,823		\$106,641	
1980-81	56,149	4.3	8,865	(2.1)	65,014	3.4	57,098	6.1	52,930	0.2	110,028	3.2
1981-82	59,468	5.9	9,069	2.3	68,537	5.4	60,227	5.5	55,264	4.4	115,491	5.0
1982-83	62,908	5.8	9,088	0.2	71,996	5.0	63,529	5.5	55,162	(0.2)	118,691	2.8
1983-84	65,398	4.0	10,234	12.6	75,632	5.1	65,849	3.7	63,510	15.1	129,359	9.0
1984-85	69,919	6.9	11,081	8.3	81,000	7.1	69,965	6.3	69,516	9.5	139,481	7.8
1985-86	73,926	5.7	11,790	6.4	85,716	5.8	73,616	5.2	74,729	7.5	148,345	6.4
1986-87 (1)	75,255	1.8	11,981	1.6	87,236	1.8	84,025	14.1	84,220	12.7	168,245	13.4
1987-88	78,434	4.2	12,747	6.4	91,181	4.5	103,741	23.5	101,477	20.5	205,218	22.0
1988-89	83,771	6.8	13,604	6.7	97,375	6.8	110,781	6.8	109,499	7.9	220,280	7.3
1989-90	86,650	3.4	13,442	(1.2)	100,092	2.8	114,269	3.1	107,599	(1.7)	221,868	0.7
1990-91	89,040	2.8	13,027	(3.1)	102,067	2.0	116,579	2.0	102,833	(4.4)	219,412	(1.1)
1991-92 (2)	89,499	0.5	12,178	(6.5)	101,677	(0.4)	150,158	28.8	118,337	15.1	268,495	22.4
1992-93	96,953	8.3	13,061	7.3	110,014	8.2	153,394	2.2	123,393	4.3	276,787	3.1
1993-94	106,708	10.1	14,261	9.2	120,969	10.0	158,053	3.0	122,846	(0.4)	280,899	1.5
1994-95	114,033	6.9	15,620	9.5	129,653	7.2	165,850	4.9	131,749	7.2	297,599	5.9
1995-96	121,911	6.9	16,719	7.0	138,630	6.9	172,339	3.9	136,269	3.4	308,608	3.7
1996-97	126,654	3.9	17,479	4.5	144,133	4.0	179,303	4.0	140,837	3.4	320,140	3.7
1997-98	132,472	4.6	18,627	6.6	151,099	4.8	186,290	3.9	149,036	5.8	335,326	4.7
1998-99	136,399	3.0	19,833	6.5	156,232	3.4	191,804	3.0	158,761	6.5	350,565	4.5
1999-00	138,762	1.7	21,341	7.6	160,103	2.5	195,301	1.8	172,035	8.4	367,336	4.8
2000-01	141,033	1.6	21,278	(0.3)	162,311	1.4	193,563	(0.9)	172,337	0.2	365,900	(0.4)
2001-02	150,496	6.7	22,298	4.8	172,794	6.5	212,650	9.9	163,101	(5.4)	375,751	2.7
2002-03	156,220	3.8	23,179	4.0	179,399	3.8	219,201	3.1	168,021	3.0	387,222	3.1
2003-04	163,612	4.7	24,407	5.3	188,019	4.8	228,515	4.2	180,229	7.3	408,744	5.6
2004-05 (3)	163,316	(0.2)	25,109	2.9	188,425	0.2	309,032	35.2	236,126	31.0	545,158	33.4
2005-06	160,590	(1.7)	25,311	0.8	185,901	(1.3)	321,268	4.0	267,369	13.2	588,637	8.0
2006-07	160,107	(0.3)	25,316	0.0	185,423	(0.3)	322,781	0.5	269,861	0.9	592,642	0.7
2007-08	164,097	2.5	25,455	0.5	189,552	2.2	332,035	2.9	265,637	(1.6)	597,672	0.8
2008-09 (4)	162,638	(0.9)	23,583	(7.4)	186,220	(1.8)	356,345	7.3	260,047	(2.1)	616,392	3.1
2009-10 (5)	163,599	0.6	22,933	(2.8)	186,531	0.2	415,981	16.7	277,789	6.8	693,770	12.6
2010-11 (6)	165,230	1.0	23,812	3.8	189,042	1.3	435,752	4.8	303,535	9.3	739,286	6.6

**Average Annual Percent Change**

Fiscal Year	Transactions			Adjusted Gross Toll Revenue (7)		
	Cars	Trucks	Total	Cars	Trucks	Total
FY 1979-80 - FY 1989-90	4.9	4.0	4.8	7.8	7.4	7.6
FY 1989-90 - FY 1999-00	4.8	4.7	4.8	5.5	4.8	5.2
FY 1999-00 - FY 2010-11	1.6	1.0	1.5	7.6	5.3	6.6
FY 1979-80 - FY 2010-11	3.7	3.2	3.6	7.0	5.8	6.4

(1) A toll increase of 30% was implemented on January 2, 1987.

(2) A toll increase of 30% was implemented on June 1, 1991.

(3) A toll increase of 42.5% was implemented on August 1, 2004.

(4) A toll increase of 25% was implemented on January 4, 2009. Toll rates on Turnpike 576 and Turnpike 43 from Unionville to Brownsville remained unchanged.

(5) A toll increase of 3% was implemented on January 3, 2010.

(6) An E-ZPass toll increase of 3% and a cash toll increase of 10% was implemented on January 2, 2011, except for Turnpike 576 where the toll rates did not increase.

(7) The toll revenue includes the adjustments associated with the commercial volume-discount program.

average annual rate of 4.8 percent and 7.6 percent, respectively. Similarly, between FY 1989-90 and FY 1999-00, Turnpike transactions and adjusted gross toll revenue grew by average annual rates of 4.8 percent and 5.2 percent, respectively. Over the most recent eleven-year period from FY 1999-00 through FY 2010-11, Turnpike transaction growth slowed to average annual rate of 1.5 percent per year. Conversely, adjusted toll revenue grew by an average annual rate of 6.6 percent per year during the same eleven-year period.

Figure 2-4 illustrates Turnpike System historical transactions and adjusted gross toll revenue on an annual basis from FY 1979-80 to FY 2010-11. Toll increases are represented by a black star over the fiscal year in which the increase was implemented and the nature of the rate increases are detailed in the text box within the revenue chart on the upper half of the page.

## E-ZPass Market Share

Table 2-7 shows the historical growth in E-ZPass transactions as a percent of total toll transactions on the Turnpike System. Over the past eight years, passenger-car E-ZPass market share has increased from 31.9 percent to 57.5 percent of total toll transactions. Commercial-vehicle market share growth has been even greater, increasing from 40.1 percent in FY 2003-04 to 77.7 percent in FY 2010-11. As expected, the predominant trend in E-ZPass market share between FY 2003-04 and FY 2009-10 is one of progressively smaller year-over-year increases. FY 2010-11 represented a departure from this prevailing trend and was due to the January 2, 2011 toll increase (3 percent E-ZPass, 10 percent cash) which introduced a toll rate differential favorable to Turnpike E-ZPass customers for the first time. A toll rate increase of 10 percent for cash customers only was implemented January 1, 2012, further incentivizing E-ZPass participation.

Table 2-8 presents monthly E-ZPass market share trends on the Ticket System for calendar years 2008 through 2011. It is apparent from a comparison of Tables 2-7 and 2-8 that the E-ZPass participation is higher on the Ticket System than on the Turnpike System as a whole. Table 2-8 presents the percent monthly and annual E-ZPass market shares, and the percentage point difference between the annual E-ZPass market share compared to the prior year. The E-ZPass market share for passenger cars increased by 2.7 percentage points in 2009, 2.5 points in 2010, and 4.3 points in 2011. The increase of 4.3 percentage points in 2011 was due to toll increase implemented on January 2 that introduced for the first time a toll differential between cash and E-ZPass. That toll increase instituted a 7 percent increase in most cash rates compared to the E-ZPass rate. The E-ZPass market share for commercial vehicles increased by 2.1 percentage points in 2009, 1.2 points in 2010, and 2.2 points in 2011.

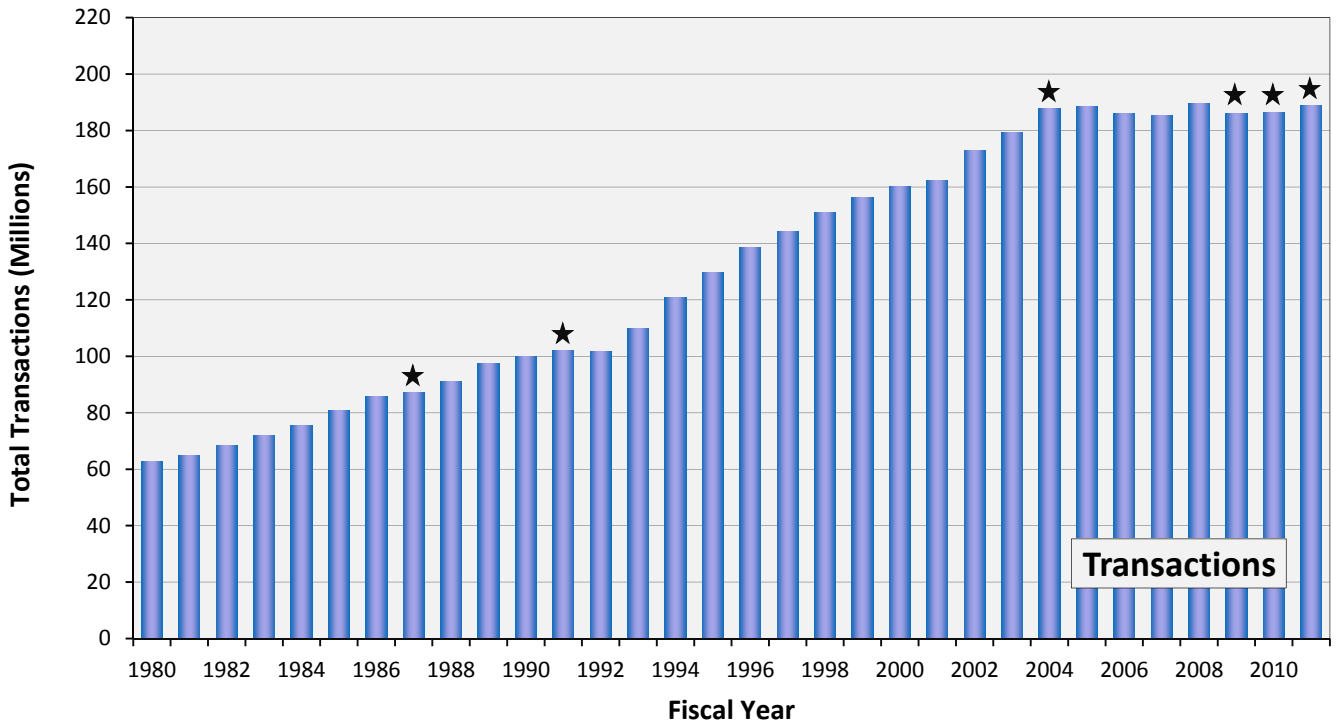
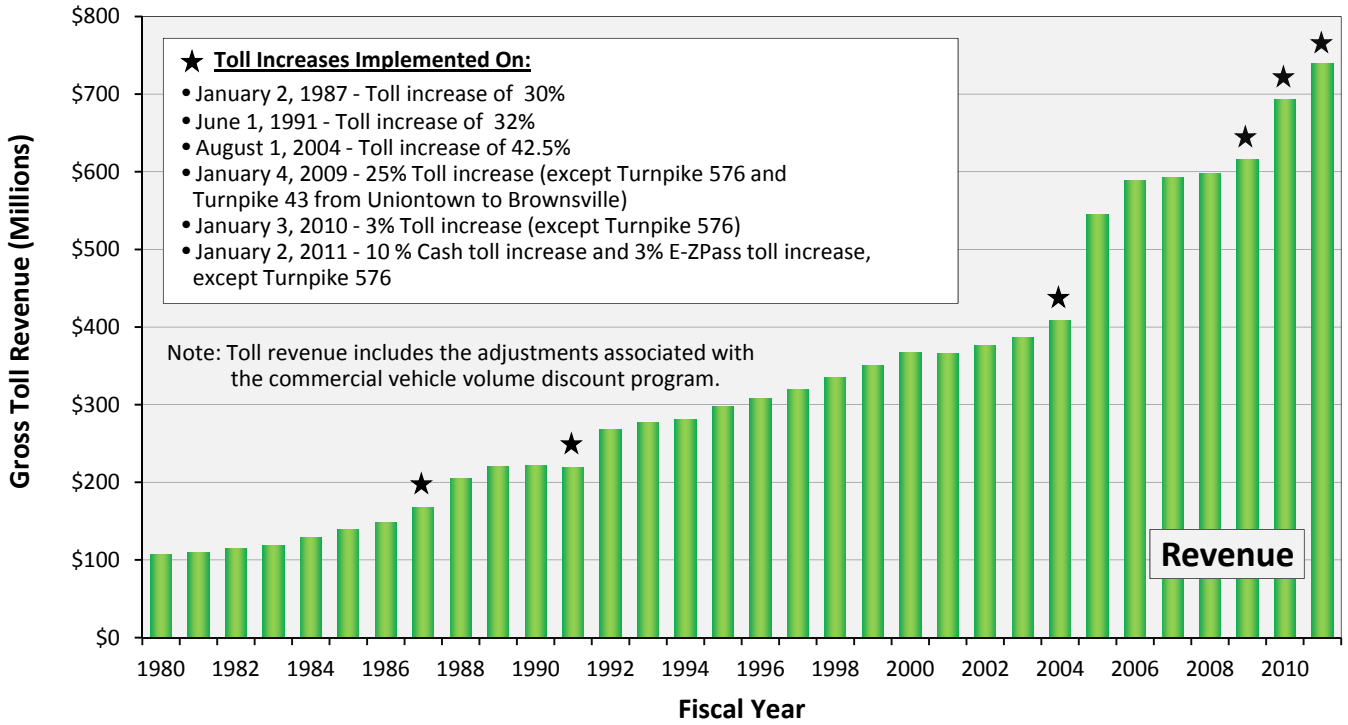
## Historical Toll Rate Increases and Changes to the Commercial Volume Discount Program

This section describes toll rate increases that have been implemented in the past. In addition, recent changes to the PTC's commercial vehicle volume-discount program are discussed.

### Toll Rate Increases

Table 2-9 provides a historical summary of toll rate increases on the Turnpike from 1987 to the most recent increase implemented on January 1, 2012. Rate increases are presented as a percent increase over the previous toll rate and by payment method. The four rate increases implemented between





**PENNSYLVANIA TURNPIKE SYSTEM HISTORICAL TRANSACTIONS AND ADJUSTED GROSS TOLL REVENUE**



**Table 2-7**  
**Annual Percent E-ZPass Market Shares**  
**Based on Transactions**  
**Pennsylvania Turnpike System**

<b>Fiscal Year</b>	<b>Percent E-ZPass By Vehicle Class</b>		
	Passenger Cars	Commercial Vehicles	Total
2003-04 <sup>(1)</sup>	31.9%	40.1%	33.0%
2004-05	36.4	49.1	38.1
2005-06	40.4	60.2	43.2
2006-07	44.3	67.9	47.6
2007-08	46.8	71.1	50.1
2008-09 <sup>(2)</sup>	50.4	74.3	53.4
2009-10 <sup>(3)</sup>	53.9	76.1	56.6
2010-11 <sup>(4)</sup>	57.5	77.7	60.1

(1) A toll increase of 42.5% was implemented on August 1, 2004.

(2) A toll increase of 25% was implemented on January 4, 2009, except for Turnpike 576 and Turnpike 43 from Unionville to Brownsville, where toll rates did not increase.

(3) A toll increase of 3% was implemented on January 3, 2010, except for Turnpike 576.

(4) An E-ZPass toll increase of 3% and a cash toll increase of 10% was implemented on January 2, 2011, except for Turnpike 576 where toll rates did not increase.

Source: Pennsylvania Turnpike Commission

**Table 2-8**  
**Monthly E-ZPass Market Shares: Ticket System**  
**Based on Transactions**  
**Pennsylvania Turnpike System**

Month	Percent E-ZPass By Vehicle Class											
	Passenger Cars				Commercial Vehicles				Total			
	2008	2009 <sup>(1)</sup>	2010 <sup>(2)</sup>	2011 <sup>(3)</sup>	2008	2009 <sup>(1)</sup>	2010 <sup>(2)</sup>	2011 <sup>(3)</sup>	2008	2009 <sup>(1)</sup>	2010 <sup>(2)</sup>	2011 <sup>(3)</sup>
January	55.3%	57.3%	60.0%	64.0%	75.2%	77.6%	79.1%	80.5%	58.2%	60.0%	62.4%	66.2%
February	55.3	57.9	60.6	64.6	74.8	77.5	78.6	80.6	58.0	60.4	63.1	66.7
March	53.6	57.1	59.8	64.2	74.2	76.9	77.8	80.1	56.4	59.6	62.2	66.4
April	54.3	56.3	58.6	62.9	73.8	76.3	77.1	79.2	57.2	58.9	61.0	65.1
May	52.8	55.1	57.4	62.4	73.1	75.2	76.0	78.6	55.6	57.6	59.8	64.5
June	51.6	54.6	57.1	61.6	72.6	74.8	76.0	78.4	54.5	57.3	59.6	63.8
July	50.6	53.1	55.1	59.1	72.5	74.5	75.6	77.7	53.6	55.8	57.7	61.4
August	50.2	53.4	56.5	61.4	72.4	74.3	75.9	78.4	53.1	55.9	59.0	63.7
September	54.2	56.4	59.1	63.1	73.7	75.4	76.9	78.9	57.0	58.9	61.4	65.3
October	54.7	57.4	59.4	63.8	74.5	76.4	77.2	79.5	57.4	59.8	61.7	65.9
November	54.2	57.3	60.3	64.3	75.4	77.3	78.8	80.5	56.8	59.8	62.7	66.4
December	54.7	58.1	60.9	64.4	76.5	78.3	79.7	81.6	57.4	60.6	63.3	66.5
Total	53.4%	56.1%	58.6%	62.9%	74.0%	76.1%	77.3%	79.5%	56.2%	58.6%	61.0%	65.1%
Percentage Point Difference Over Prior Year		2.7	2.5	4.3		2.1	1.2	2.2		2.4	2.4	4.1

(1) A toll increase of 25% was implemented on January 4, 2009, except for Turnpike 576 and Turnpike 43 from Uniontown to Brownsville, where the toll rates did not increase.

(2) A toll increase of 3% was implemented on January 3, 2010, except for Turnpike 576.

(3) An E-ZPass toll increase of 3% and a cash toll increase of 10% was implemented on January 2, 2011, except for Turnpike 576 where the toll rates did not increase.

Source: Pennsylvania Turnpike Commission

**Table 2-9**  
**Historical Toll Rate Increases**  
**Pennsylvania Turnpike**

Date	Percent Increase		Comment
	Cash	E-ZPass	
1/2/1987	40.0	NA	E-ZPass was not yet implemented on the Turnpike
6/1/1991	32.0	NA	E-ZPass was not yet implemented on the Turnpike
8/1/2004	42.5	42.5	
1/4/2009	25.0	25.0	No increase on Turnpike 576 or Turnpike 43 between Uniontown and Brownsville
1/3/2010	3.0	3.0	No increase on Turnpike 576
1/2/2011	10.0	3.0	No increase on Turnpike 576
1/1/2012	10.0	0.0	No toll increase on Turnpike 576

1987 and 2009 ranged from 25.0 percent to 42.5 percent and were implemented in irregular intervals. The Pennsylvania Turnpike Commission has increased tolls annually since 2009.

As previously discussed, the January 2, 2011 rate increase (3 percent E-ZPass, 10 percent cash) introduced a toll rate differential favorable to Turnpike E-ZPass customers for the first time. The rate increase implemented January 1, 2012 (10 percent cash only) increased the differential; further incentivizing E-ZPass participation.

Figure 2-5 illustrates a comparison of 2012 passenger-car per-mile toll rates for a through trip on thirty-five U.S. toll facilities. The Pennsylvania Turnpike is represented by a through trip on the Mainline I-77/I-276, which is highlighted in yellow. At 9.2 cents per mile, Mainline I-76/I-276 compares favorably to the nearby New Jersey Turnpike (11.3 cents per mile) and to the median per mile rate (12.2 cents per mile) for the facilities presented.

### Recent Changes to the Commercial Volume Discount Program

Prior to the implementation of system wide toll rates favorable to E-ZPass customers, a post-paid, commercial volume-discount program was established for high-volume, commercial E-ZPass accounts. Post-paid commercial E-ZPass customers could receive the following discounts based on the amount of their monthly tolls:

- \$1,000.00 - \$5,000.00 in monthly tolls are eligible for a 10 percent discount;
- \$5,000.01 - \$10,000.00 in monthly tolls are eligible for a 15 percent discount; and
- \$10,000.01 and over are eligible for a 20 percent discount in tolls.

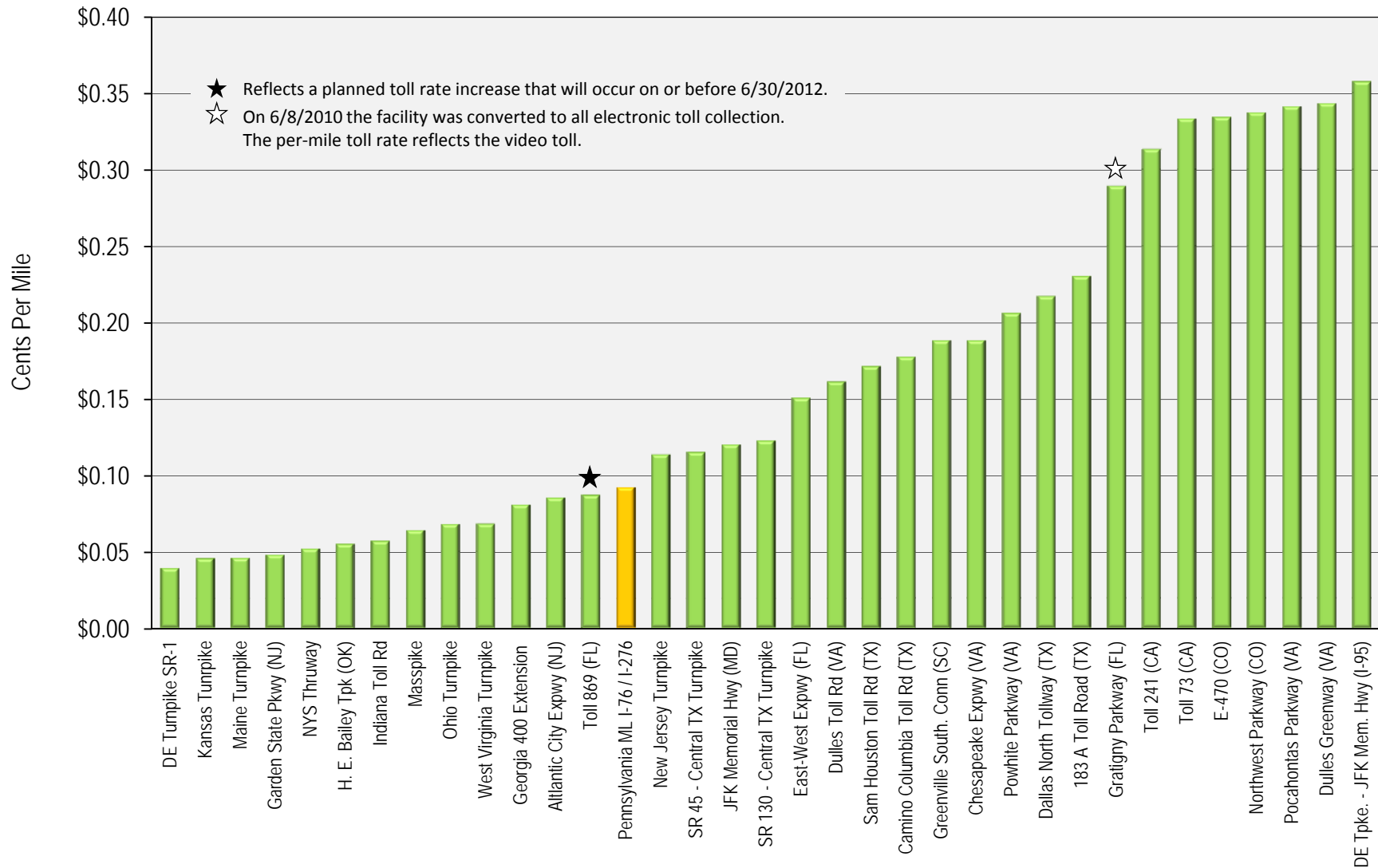
On January 2, 2011 the available discounts were reduced by 5 percentage points for each category, resulting in the following discounts for post-paid commercial E-ZPass customers:

- \$1,000.00 - \$5,000.00 in monthly tolls are eligible for a 5 percent discount;
- \$5,000.01 - \$10,000.00 in monthly tolls are eligible for a 10 percent discount; and
- \$10,000.01 and over are eligible for a 15 percent discount in tolls.

In light of the approximate 17 percent discount received by all E-ZPass customers as of January 1, 2012, the 15 percent volume discount was eliminated. Also, the minimum level at which customers would be eligible for the program was increased, resulting in the following discounts for post-paid commercial E-ZPass customers:

- \$5,000.01 - \$10,000.00 in monthly tolls are eligible for a 5 percent discount; and
- \$10,000.01 and over are eligible for a 10 percent discount in tolls.

Further reductions in the volume discount program are anticipated by the PTC. These modifications are described in Chapter 4.



**COMPARISON OF 2012 PASSENGER CAR PER-MILE THROUGH TRIP TOLL RATES**

## Chapter 3

# Socioeconomic Trends and Forecasts

An evaluation of longer-term socioeconomic trends and forecasts for the geographies along and surrounding the Pennsylvania Turnpike was conducted as part of this analysis. Such trends and forecasts serve as inputs to the demand growth analysis. Table 3-1 through Table 3-4, provide a summary of various demographic and economic measures reviewed for this study, including population, employment, retail sales, and gross regional product. Additional trend information is provided regarding monthly unemployment rates and weekly retail gasoline prices.

A socioeconomic trend analysis was conducted in order to identify any potential explanatory factors that may have influenced historical variations in toll transactions. Identification of such socioeconomic explanatory factors is necessary to produce a demand growth forecast that accounts for the unique nature of Turnpike usage. Socioeconomic trend data was applied within a regression-based analysis to derive demand growth projections.

In the subsequent tables, the socioeconomic growth rates are presented in compound average annual percent change (AAPC) terms, spanning decade increments from 1980 through 2040 (where available). In regards to the geographic coverage, the United States is presented along with Pennsylvania and the surrounding states: New Jersey, New York, Ohio, and West Virginia. In addition to the larger geographies, the Pennsylvania counties along the Turnpike are presented as well, grouped for the ease of presentation into four aggregations, as follows:

- **Pittsburgh Area:** Allegheny, Armstrong, Beaver, Butler, Indiana, Lawrence, Washington, and Westmoreland;
- **Interurban Area:** Adams, Bedford, Blair, Cambria, Cumberland, Dauphin, Franklin, Fulton, Huntingdon, Juniata, Lancaster, Lebanon, Mifflin, Perry, Somerset, and York;
- **Philadelphia Area:** Berks, Bucks, Chester, Delaware, Montgomery, and Philadelphia; and,
- **Northeastern Corridor:** Carbon, Lackawanna, Lehigh, Luzerne, Northampton, and Wyoming.

## Population Trends and Forecasts

Historical population data was obtained from the United States Census Bureau (census years and intercensal estimates), and forecast population growth was obtained from various other public and private sector sources, depending on the geographic focus. As presented in Table 3-1, forecast population growth rates were culled from two sources. Pennsylvania state and county population growth rates were obtained from the Pennsylvania State Data Center (via the Pennsylvania State University), and are available through year 2030; while for the other state and national geographic

levels, population growth was obtained from the Woods and Poole, Inc. 2011 Complete Economic and Demographic Data Source (CEDDS)<sup>(1)</sup>, available through year 2040.

**Table 3-1  
Population Trends and Forecasts**

Area	Average Annual Percent Change						
	1980 - 1990	1990 - 2000	2000 - 2010	2010 - 2020	2020 - 2030	2030 - 2040 (5)	2010 - 2030
Pittsburgh Area (1)	(0.7)	(0.2)	(0.3)	(0.2)	(0.2)	NA	(0.2)
Interurban Area (2)	0.5	0.7	0.8	0.4	0.4	NA	0.4
Philadelphia Area (3)	0.2	0.4	0.5	0.4	0.4	NA	0.4
Northeastern Corridor (4)	0.2	0.2	0.6	0.3	0.2	NA	0.3
Subtotal	0.0	0.3	0.4	0.3	0.2	NA	0.2
	1980 - 1990	1990 - 2000	2000 - 2010	2010 - 2020	2020 - 2030	2030 - 2040	2010 - 2040
New Jersey	0.5	0.8	0.4	0.6	0.6	0.6	0.6
New York	0.2	0.5	0.2	0.4	0.4	0.4	0.4
Ohio	0.0	0.5	0.2	0.3	0.3	0.3	0.3
Pennsylvania (6)	0.0	0.3	0.3	0.3	0.2	0.4	0.3
West Virginia	(0.8)	0.1	0.2	0.3	0.3	0.3	0.3
Subtotal	0.1	0.5	0.3	0.4	0.4	0.4	0.4
United States	0.9	1.2	0.9	1.0	0.9	0.8	0.9

(1) Pittsburgh Area Counties: Allegheny, Armstrong, Beaver, Butler, Indiana, Lawrence, Washington, and Westmoreland.  
(2) Interurban Area Counties: Adams, Bedford, Blair, Cambria, Cumberland, Dauphin, Franklin, Fulton, Huntingdon, Juniata, Lancaster, Lebanon, Mifflin, Perry, Somerset, and York.  
(3) Philadelphia Area Counties: Berks, Bucks, Chester, Delaware, Montgomery, and Philadelphia.  
(4) Northeastern Corridor Counties: Carbon, Lackawanna, Lehigh, Luzerne, Northampton, and Wyoming.  
(5) PA SDC projections are not available past 2030.  
(6) PA projections are based on PA SDC through 3030 (no projections are available past 2030), the 2040 projection is based on Woods and Poole, and the 2010-2040 AAPC is based on a blend of PA SDC and Woods and Poole data). The other states and U.S. data are entirely based on Woods and Poole.

Sources: 1980 to 2010 represent United States Census data; county forecasts reflect PA SDC data (available through year 2030 only), and state/national forecasts reflect Woods and Poole, CEDDS, 2011.

As indicated in Table 3-1, population growth along the Pennsylvania Turnpike and in the surrounding states is tempered relative to the population growth in the nation as a whole, for both the historical trends and forecasts. Historically, the resident county population in Pennsylvania has annually increased by between 0.0 and 0.3 percent from 1980 through 2010; resident population growth along the Pennsylvania Turnpike has historically observed similar average annual growth rates as well, which are well below the rates of resident population growth observed for the entire United States. For comparative purposes, historical population growth in the United States averaged about 1.0 percent per year over the same period.

It is interesting to note that, as shown in Table 2-6, traffic growth on the Pennsylvania Turnpike grew by 3.6 percent per annum between FY 1979-80 and 2010-11 – a stronger rate than population growth – and despite multiple toll increases that occurred. A divergence between average annual historical resident population growth and traffic growth demonstrates that the Pennsylvania Turnpike has likely attracted an increasing share of travel in the corridor geographies.

<sup>(1)</sup> Source: Woods & Poole Economics, Inc. Washington, D.C. Copyright 2010. Woods & Poole does not guarantee the accuracy of this data. The use of this data and the conclusion drawn from it are solely the responsibility of CDM Smith.

Future resident county population growth along the Pennsylvania Turnpike is forecast to remain at the relatively low historical levels. As exhibited, projections average 0.3 percent per annum in this decade (2010 to 2020), with a slight deceleration to 0.2 percent per annum in the coming decade. Pennsylvania is forecasted to appreciate in resident population by 0.3 percent per annum between 2010 and 2040, closely comparable to the recent historical trends, but still below the expected population growth for the nation, which, on average, is projected to amount to 0.9 percent per annum through 2040.

## Employment and Unemployment Trends and Forecasts

Employment trends are exhibited in Table 3-2. Historical data are from the United States Department of Commerce (Bureau of Economic Analysis from 1980 through 2009, with Bureau of Labor Statistics growth applied for 2009 to 2010), and the future growth rates are based on Woods & Poole data.

Area	Average Annual Percent Change						
	1980 - 1990	1990 - 2000	2000 - 2010	2010 - 2020	2020 - 2030	2030 - 2040	2010 - 2040
Pittsburgh Area (1)	0.4	0.9	(0.0)	1.0	0.8	0.8	0.9
Interurban Area (2)	1.8	1.2	0.2	1.1	0.9	0.9	1.0
Philadelphia Area (3)	1.3	0.7	0.1	1.3	1.1	1.1	1.2
Northeastern Corridor (4)	1.1	0.9	0.2	1.2	1.0	1.0	1.1
Subtotal	1.1	0.9	0.1	1.2	1.0	1.0	1.1
New Jersey	1.8	0.9	0.4	1.1	0.9	0.9	1.0
New York	1.2	0.6	0.5	0.9	0.7	0.7	0.8
Ohio	1.2	1.5	(0.5)	1.0	0.8	0.8	0.8
Pennsylvania	1.1	0.9	0.1	1.2	1.0	1.0	1.0
West Virginia	(0.1)	1.2	0.0	1.0	0.8	0.7	0.8
Subtotal	1.3	0.9	0.1	1.0	0.8	0.8	0.9
United States	2.0	1.8	0.5	1.3	1.1	1.1	1.2

(1) Pittsburgh Area Counties: Allegheny, Armstrong, Beaver, Butler, Indiana, Lawrence, Washington, and Westmoreland.  
 (2) Interurban Area Counties: Adams, Bedford, Blair, Cambria, Cumberland, Dauphin, Franklin, Fulton, Huntingdon, Juniata, Lancaster, Lebanon, Mifflin, Perry, Somerset, and York.  
 (3) Philadelphia Area Counties: Berks, Bucks, Chester, Delaware, Montgomery, and Philadelphia.  
 (4) Northeastern Corridor Counties: Carbon, Lackawanna, Lehigh, Luzerne, Northampton, and Wyoming.

Sources: 1980 to 2009 represent Bureau of Economic Analysis data, 2010 reflects BLS growth; forecasts reflect Woods Poole CEDDS, 2011.

Historical employment growth rates for the presented geographies have almost universally decelerated in the three preceding decades from 1980 through 2010. It is important to note that the minimal average annual growth in the 2000 to 2010 period is mostly reflective of the economic downturn realized during the recent severe recession, which officially began in late 2007. In the counties comprising the four aggregated county groupings, the per annum employment growth has decelerated from 1.1 percent in the 1980s to 0.9 percent in the 1990s to almost no growth in the most recent millennial decade. Pennsylvania as a whole has exhibited historical employment growth trends practically identical to the counties' subtotal. Comparatively, the United States has also exhibited



historical employment growth deceleration through the recent decades; although, similarly to population trends, the overall employment growth rates were higher for the nation than for Pennsylvania.

Recently observed stagnant employment trends within the recessionary last decade are not realistically expected to continue indefinitely. As exhibited, the employment growth across all presented geographies is forecasted to rebound somewhat, with average annual growth for the entire 2010 through 2040 period amounting to 1.1 percent for the corridor counties' subtotal, 1.0 percent for Pennsylvania, 0.9 percent for the subtotal of the five states, and 1.2 percent per annum for the United States.

Figure 3-1 depicts seasonally-unadjusted monthly unemployment rates over the last decade (from January 2001 through November 2011) for the three major Metropolitan Statistical Areas (MSA) in Pennsylvania located along the Turnpike Mainline: Philadelphia-Camden-Wilmington, Harrisburg-Carlisle, and Pittsburgh. In addition, unemployment data is also included pertaining to the entire Commonwealth of Pennsylvania and for the United States (with data extending through December 2011). Given that the data is seasonally-unadjusted, the graph depicts both the cyclical seasonal variations, as well as the longer-term trends.

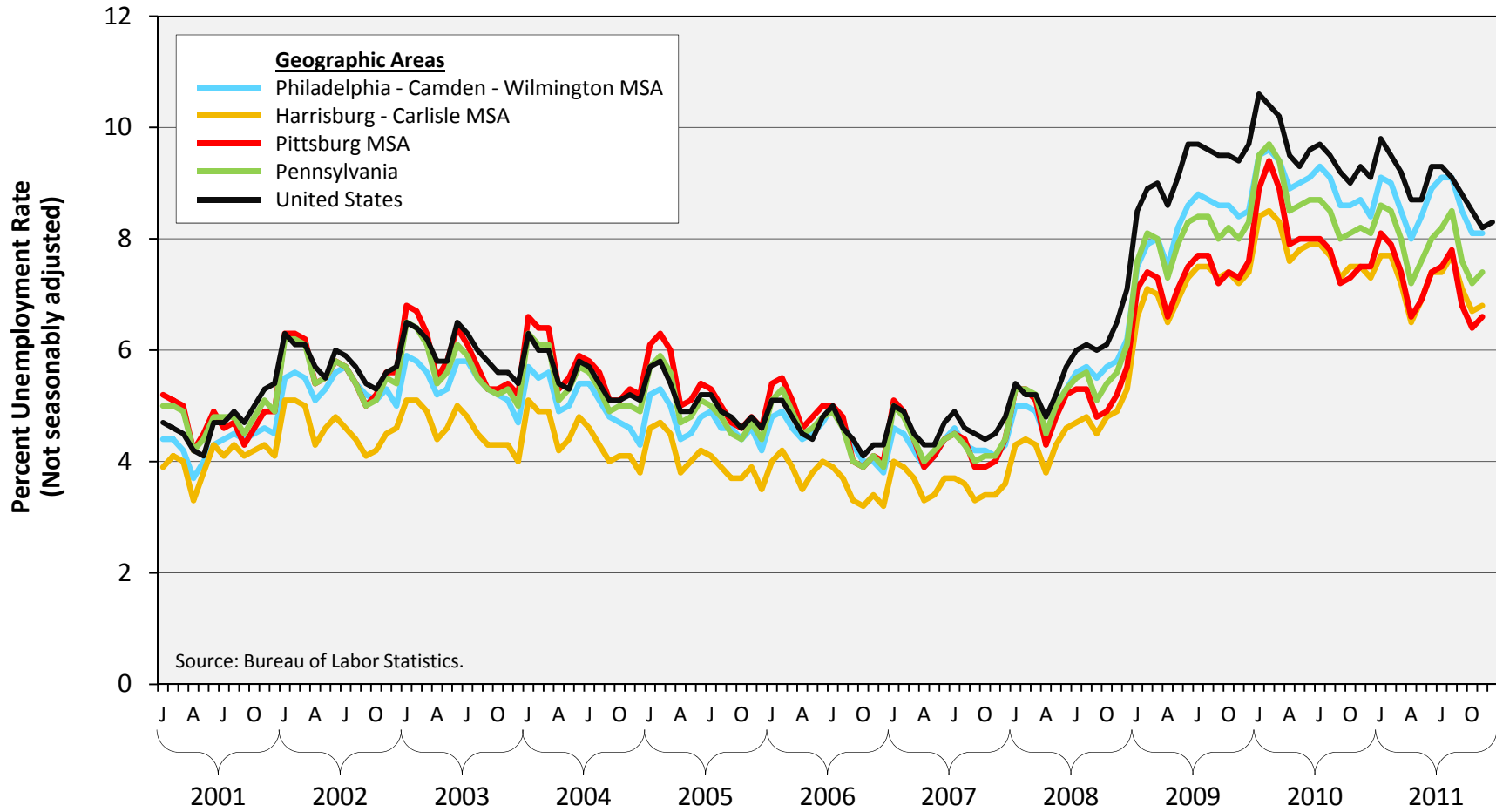
Historically, the Harrisburg-Carlisle MSA has generally exhibited the lowest relative unemployment rates of the select geographies presented, which is probably reflective of the more stable government employment in the State Capital (relative to more volatile private-sector employment). Of the remaining two MSAs, Pittsburgh exhibited higher unemployment rates than either Philadelphia-Camden-Wilmington or Pennsylvania as a whole.

Unemployment rates for the entire Commonwealth, the Philadelphia MSA, and the Pittsburgh MSA have generally changed over time in close-step with those for the nation. However, only within the last couple of years has there been a divergence from that more long-term parallel trend, with unemployment rates in the nation exceeding those for Pennsylvania and the Turnpike areas. Recent unemployment rates for the study area geographies below the average national level indicate that Pennsylvania has not suffered as intensely during the recent recession. November 2011 unemployment rates for the United States reached 8.2 percent, while Pennsylvania's was 7.4 percent. Unemployment rates in that same month for the Philadelphia, Harrisburg, and Pittsburgh MSAs were 8.1 percent, 6.8 percent, and 6.6 percent, respectively.

While the data do show variations from month to month, the recent general trends are clear. Unemployment levels in 2011 have clearly declined from their highest levels in 2009 and 2010. As the nation recovers from the recent economic recession, the unemployment levels are expected to continue to decline and eventually stabilize over the long-term around mid-single digit rates.

## Retail Sales Trends and Forecasts

Retail sales trends and forecasts are presented in Table 3-3. Both Pennsylvania and corridor counties exhibit almost identical patterns of average annual growth for real retail sales (both historically and forecasted), which is also similar to the aggregated subtotal of the five presented states. In the 2000 to 2010 period, real retail sales growth for those geographies were almost flat, at 0.1 percent per annum, which is a deceleration from the preceding decade in the 1990s, during which the average annual



growth in real retail sales was closer to 2.5 percent. In contrast, the United States has observed historical real retail sales growth higher than the geographies surrounding the Pennsylvania Turnpike, with real growth of 3.3 percent in the 1990s and 0.7 percent in the last decade. As with employment trends, the very weak performance in retail sales between 2000 and 2010 is largely the result of the recent severe economic recession.

**Table 3-3  
Retail Sales Trends and Forecasts**

Area	Average Annual Percent Change						
	1980 - 1990	1990 - 2000	2000 - 2010	2010 - 2020	2020 - 2030	2030 - 2040	2010 - 2040
Pittsburgh Area (1)	0.3	2.3	(0.5)	1.0	0.8	0.9	0.9
Interurban Area (2)	2.1	2.6	0.3	1.6	1.3	1.4	1.4
Philadelphia Area (3)	2.0	2.5	0.3	1.4	1.2	1.2	1.3
Northeastern Corridor (4)	1.5	2.4	0.3	1.5	1.3	1.3	1.3
Subtotal	1.5	2.5	0.1	1.4	1.1	1.2	1.2
New Jersey	2.1	2.6	0.3	1.5	1.3	1.3	1.4
New York	1.4	2.3	0.3	1.3	1.1	1.1	1.2
Ohio	1.1	2.9	(0.2)	1.2	1.0	1.1	1.1
Pennsylvania	1.5	2.4	0.1	1.3	1.1	1.2	1.2
West Virginia	(0.3)	2.8	(0.0)	1.2	1.0	1.0	1.1
Subtotal	1.4	2.5	0.1	1.3	1.1	1.2	1.2
United States	1.9	3.3	0.7	1.9	1.6	1.6	1.7

(1) Pittsburgh Area Counties: Allegheny, Armstrong, Beaver, Butler, Indiana, Lawrence, Washington, and Westmoreland.

(2) Interurban Area Counties: Adams, Bedford, Blair, Cambria, Cumberland, Dauphin, Franklin, Fulton, Huntingdon, Juniata, Lancaster, Lebanon, Mifflin, Perry, Somerset, and York.

(3) Philadelphia Area Counties: Berks, Bucks, Chester, Delaware, Montgomery, and Philadelphia.

(4) Northeastern Corridor Counties: Carbon, Lackawanna, Lehigh, Luzerne, Northampton, and Wyoming.

Source: Woods and Poole CEDDS, 2011.

Growth in real retail sales is projected to rebound somewhat relative to the most recent historical decade. However, the forecast is not expected to approach the relatively stronger historical growth observed during the 1990s. Over the future period from 2010 through 2040, real retail sales are projected to grow by an average annual 1.2 percent for the county and state subtotals, while the United States' retail sales is projected to grow by 1.7 percent per annum.

## Real Gross Regional Product (GRP) Trends and Forecasts

Another basic economic indicator that has bearing on traffic demand is gross regional product (or gross state product/gross domestic product, depending on the geographic focus). Historical and forecast rates of growth for real GRP are shown in Table 3-4. National real gross domestic product has historically decelerated from an annual average rate of 3.2 percent in the 1990s to 1.5 percent over the last decade. As with the other socioeconomic metrics presented, the deceleration within the last decade is reflective of the recent severe economic recession. Pennsylvania's real gross state product growth also decelerated over the same period from 2.3 percent in the 1990s to 1.2 percent per annum recently; the corridor counties' subtotal exhibited nearly identical growth patterns as the entire Commonwealth. Similar to the trends observed in the other variables already presented, the

Commonwealth and the constituent counties exhibit growth patterns that generally parallel the nation in terms of recent deceleration, but at levels universally below the United States as a whole.

**Table 3-4**  
**Gross Regional Product Trends and Forecasts**

Area	Average Annual Percent Change						
	1980 - 1990	1990 - 2000	2000 - 2010	2010 - 2020	2020 - 2030	2030 - 2040	2010 - 2040
Pittsburgh Area (1)	0.6	2.5	1.1	1.1	1.0	1.0	1.0
Interurban Area (2)	2.7	2.2	1.1	2.0	1.8	1.7	1.8
Philadelphia Area (3)	3.1	2.4	1.4	1.6	1.5	1.5	1.6
Northeastern Corridor (4)	2.0	2.2	1.2	1.9	1.9	1.9	1.9
Subtotal	2.3	2.4	1.2	1.6	1.5	1.5	1.5
New Jersey	4.5	2.4	1.0	2.0	1.9	1.8	1.9
New York	3.3	2.4	1.7	1.8	1.6	1.6	1.7
Ohio	1.9	2.5	0.0	1.9	1.7	1.7	1.8
Pennsylvania	2.2	2.3	1.2	1.6	1.5	1.5	1.5
West Virginia	(0.4)	1.6	1.2	1.0	0.8	0.8	0.8
Subtotal	2.9	2.4	1.2	1.8	1.6	1.6	1.7
United States	3.0	3.2	1.5	2.1	2.0	1.9	2.0

(1) Pittsburgh Area Counties: Allegheny, Armstrong, Beaver, Butler, Indiana, Lawrence, Washington, and Westmoreland.

(2) Interurban Area Counties: Adams, Bedford, Blair, Cambria, Cumberland, Dauphin, Franklin, Fulton, Huntingdon, Juniata, Lancaster, Lebanon, Mifflin, Perry, Somerset, and York.

(3) Philadelphia Area Counties: Berks, Bucks, Chester, Delaware, Montgomery, and Philadelphia.

(4) Northeastern Corridor Counties: Carbon, Lackawanna, Lehigh, Luzerne, Northampton, and Wyoming.

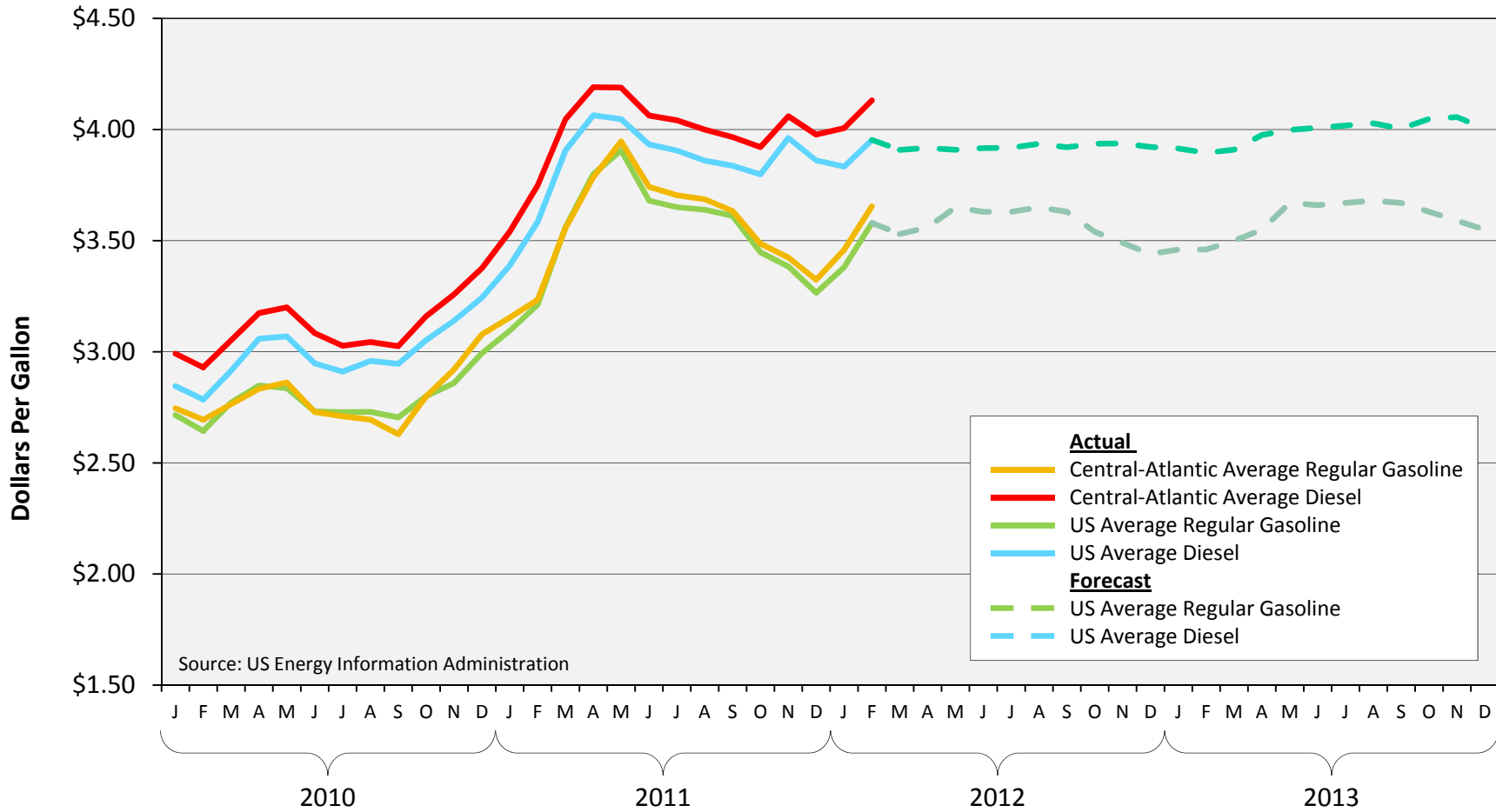
Source: Woods and Poole CEDDS, 2011.

Future real GRP growth rates are estimated to average 2.0 percent for the United States from 2010 through 2040 per annum, with Pennsylvania averaging about a 1.5 percent real increase per year. In the corridor counties, like the entire Commonwealth, the real GRP growth is projected to amount to 1.5 percent per annum. The Pittsburgh area counties exhibit the slowest relative growth at 1.0 percent and the Northeast Corridor counties exhibiting the highest pace at 1.9 percent per annum through 2040.

## Historical and Forecast Motor Fuel Prices

Another factor that can influence travel demand is gasoline and diesel prices. Figure 3-2 shows historical and forecast prices for gasoline and diesel for both the Central-Atlantic region (NY, NJ, PA, DE, and D.C.) and for the United States. The most recent actual data shown in this figure is for February 2012. Regular gas prices for the United States and the Central-Atlantic region have been nearly identical and peaked in May 2011 at just over \$3.90 per gallon. The last time gasoline prices exceeded these levels was in the summer of 2008 when they peaked at around \$4.10 per gallon. The most recent price of gas has moderated to around the \$3.60 level. The US Energy Information Administration projects that gasoline prices for the United States (regional forecasts are not provided) will fluctuate around the \$3.50 per gallon level for the foreseeable future.

Diesel fuel prices peaked most recently in April 2011, with average prices for the mid-Atlantic region slightly higher than those for the US (\$4.19 versus \$4.06). As shown, diesel prices have not declined



Note: Retail prices are in US\$ for regular grades of gasoline and all types of diesel.  
Actual data is through February 2012.

since that time to the same degree that gasoline prices have. Average US diesel prices are expected to range from just under \$4.00 per gallon for the remainder of 2012 and then increase slightly to just above \$4.00 in 2013.

## Overall General Trends

In scrutinizing the various socioeconomic trends, certain patterns emerge that are fairly self-evident:

- Western Pennsylvania (i.e., Pittsburgh) has exhibited overall weaker recent historical growth patterns for the presented socioeconomic variables than other corridor county areas within the Commonwealth (i.e., Philadelphia and the Northeast Corridor);
- Pennsylvania (and the surrounding states) has exhibited recent historical growth patterns for the presented socioeconomic variables below those for the United States; and,
- Longer-term expectations of socioeconomic growth are to rebound relative to the recent decade, which reflects the recent economic recession; however, growth rates are generally forecasted to be tempered in comparison to the growth that occurred in the 1980s and 1990s, likely to take several years to get back to the pre-recession conditions for some of the variables, in particular, those pertaining to labor markets.

Such general socioeconomic trends reflect changes resulting from a continuously evolving economy, especially in regards to an expected longer-term deceleration in many socioeconomic variables relative to historical patterns. While such variables as population, employment, gross regional product, etc. are reasonably expected to increase in the future, the rate of growth is likely to be tempered relative to the past. A decelerating long-term growth trend is the recent general consensus, as reflected within various publically- and privately-available forecasts for various standard socioeconomic variables. Decelerating trends are easily observed within the preceding exhibits; but, similar deceleration expectations are also observed in the latest data and viewpoint releases from other credible forecasting sources, such as the Congressional Budget Office (CBO), the Federal Open Market Committee (FOMC) of the Federal Reserve Board, and the Economist Intelligence Unit (EIU), to name a few.

A majority of credible forecasting agencies (both public and private) are now publishing expectations for some level of economic recovery within the short-term future. While disagreement is noted regarding the precise timing and scale of such economic recovery from the recent “Great Recession”, a large portion predict that the economy would not rebound as pronouncedly as it contracted, but instead would rebound far more slowly. In other words, the graphic depiction of the economic recovery would not likely observe a distinct “V” shape (as have occurred during other historically short-lived recessionary periods), but instead an asymmetrical “U” shape, with the right-hand recovery side only gently increasing.

A number of qualitative arguments are often touted for this slower-recovery rationale, including standpoints regarding fundamental structural changes to the economy. An economy is always in constant flux, but there are some phenomena that are structurally altering the economy in ways likely to become permanent and will diverge from the past, including technological advancements (accelerating), information proliferation and accessibility, and globalization (trade interdependency and increased competition). All these factors and others, especially in combination, have shifted the

economic paradigm, leading to overall expectations of a future economic picture that differs from those established in the past.

## Econometric Growth Analysis

All of the socioeconomic data described above were evaluated for the purposes of determining the potentially influential factors on traffic demand growth for the Pennsylvania Turnpike. Following the historical socioeconomic data analysis, CDM Smith applied a linear, least-squared regression analysis to develop long-term demand growth estimates. In the regression modeling, the objective is to identify any independent variable (or variables) with historical trends that can explain, by way of statistical significance, corresponding traffic trends on the Turnpike. A resulting correlative relationship between historical trends in corridor traffic and one or more independent variables is in turn applied in forecasting corridor growth, given available and credible forecasts for the independent variable(s). CDM Smith regression-tested annual transaction data for grouped plazas against geographically-weighted independent socioeconomic data (separately for passenger and commercial vehicles) to derive long-term demand growth estimates.

## Socioeconomic Inputs

Data inputs requisite for conducting a regression analysis include currently-updated historical data and forecasts for the possibly-explanatory independent variables, which include socioeconomic and demographic variables applicable to a defined geographic area of influence (i.e., Pennsylvania counties and other states). Socioeconomic variables that may be hypothetically influential on corridor traffic demand include, but are not limited to: population, employment, gross regional product, income, and retail sales. Sources from which both historical and forecast data were collected include: the United States Census Bureau; the United States Department of Labor, Bureau of Labor Statistics (BLS); the Bureau of Economic Analysis (BEA); the Pennsylvania State Data Center (SDC); Woods and Poole Complete Economic and Demographic Data Source (CEDDS) by Woods and Poole Economics, Inc., 2011 (Woods and Poole); and the Pennsylvania Turnpike Authority.

Historical population and state-level forecast data were obtained from the U.S. Census Bureau and Woods & Poole Economics, respectively. County-level population forecasts for Pennsylvania were acquired from the Pennsylvania SDC. Historical employment data were obtained from the BEA and BLS. Employment growth rate forecasts were obtained from Woods and Poole and applied to the historical annual employment data obtained from the BEA. All other regression-tested independent variables (i.e., gross regional product, income, and retail sales) were obtained from Woods and Poole for both the historical and forecast components of the data sets, as the publicly available governmental sources do not supply sufficiently detailed and geographically comparable data.

## Traffic and Travel Pattern Inputs

Historical traffic data were used (where available) as a continuous, annual time series from 1987 through 2011 by plaza and vehicle type (i.e., passenger and commercial vehicles). Annualized transaction data were available for most of the ticket-based system over that historical timeframe, exempting a few select ticket-based plazas that opened after 1987. However, the annualized barrier-system transaction data were far more limited for regression analysis applicability; historical data were available only as far back as 1994 and many of the barrier plazas have data gaps, or the plazas

were opened too recently to provide a statistically defensible trend (insufficient number of data points). Historical transaction data were annually normalized to account for leap-years, etc.

## Methodology

After compiling and scrutinizing the available socioeconomic and Pennsylvania Turnpike transaction data for regression analysis applicability, individual toll plazas (for only those with usable data series) were clustered into eight representative groupings:

- Pittsburgh;
- Western Rural;
- Eastern Rural;
- Philadelphia;
- Northeast Extension (Ticket);
- Northeast Extension (Barrier);
- I-376; and,
- PA 66.

Grouping the individual plazas was conducted to narrow the regression testing to a reasonably manageable data universe (i.e., narrowing to eight plaza groupings, down from 64 total toll plazas, of which 39 exhibited usable data series)<sup>(2)</sup>. Grouping toll plazas as such is generally justified by the close geographic proximity and similarity in traffic demand influence of the grouped plazas. An origin-destination (O-D) traffic survey conducted in 1999 provided data on the geographic influence on traffic by plaza and vehicle category, and that data set logically confirmed that the grouped toll plazas have similar (if not identical) geographic influences. While the collection of the O-D data was in 1999 and overall volumes are different today, the general market share distribution patterns should be relatively unchanged.

Utilizing the data compiled as part of the O-D survey, CDM Smith developed a profile (for both passenger and commercial vehicles) identifying the Pennsylvania counties and surrounding states that contribute traffic to each toll plaza interchange. As with the grouping of the individual toll plaza transaction data, the plaza-specific profiles of geographic influence were similarly clustered such that the plaza groupings could be regression tested against socioeconomic data that were appropriately geographically-weighted.

Independent (socioeconomic) regression variables at the state and county levels were then geographically-weighted (e.g., combinations of states and/or certain Pennsylvania counties) and each

---

(2) Note that the 64 plazas include 13 pertaining to either the Mon Fayette (PA 43) or the I-576 corridors, both of which are being separately analyzed and, as such, dismissed from this demand growth evaluation. Regardless, the transaction data limitations for those excluded barrier plazas preclude the possibility of an econometric regression-based assessment; there are too few data points for a statistically-defensible regression fit.



geographically-weighted subset data series was then regression-tested against the respective corresponding plaza grouping. Regression testing is conducted to determine the statistical influence of such socioeconomic variables (the independent variables) on traffic demand (the dependent variable).

According to the survey-based profiles, 46 counties in Pennsylvania (out of 67) logically serve as the predominate areas of influence for the Pennsylvania Turnpike traffic. As such, the geographically-weighted socioeconomic data for regression testing were consequently more heavily-weighted to account for those proximate geographies relative to the other areas of influence, including peripheral states. Generally, the non-Pennsylvania contributing geographies on traffic demand primarily pertain to those states immediately bordering the Commonwealth and the Turnpike corridors (i.e., NY, NJ, OH, MD, and WV), as would be intuitively expected. The remaining contributing states further beyond Pennsylvania thus have a far smaller weighting.

With the independent socioeconomic variables appropriately weighted to reflect their relative geographic influence, each weighted independent variable was individually regressed against the corresponding grouped plaza transaction data. In most instances, a majority of the pertinent independent variables exhibited a high statistical coefficient of determination, though certain variables and certain plaza groupings exhibited much stronger statistical correlations than others.

All of the independent variables were tested against each other for significant statistical correlation. As expected, the geographically-weighted independent variables that were tested all exhibit very high correlations with each other (because all the tested socioeconomic variables within a given geographic grouping are intuitively interrelated to a greater or lesser degree) and, as such, would result in a likely multicollinearity error in a multivariate regression equation. Therefore, only one socioeconomic independent variable was deemed statistically necessary to identify the correlative relationship with corridor traffic and to develop a forecast growth profile. In addition to quantitatively assessing the data, a qualitative assessment was also conducted. This qualitative assessment considered the reliability of the data sources, the extent of the historical time series, and the forecasting methodology for each data set.

After a careful review of the input data and regression tests results, one variable was reasoned as the best-suited correlative independent variable against historical corridor traffic transactions to forecast future long-term travel demand growth for each toll plaza grouping and vehicle category. Depending on the plaza grouping and vehicle category, the chosen weighted independent socioeconomic variable for the final regression-based estimates was employment, retail sales, or GRP. Adjusted coefficients of determination (adjusted R<sup>2</sup>) for such regression equations range from 85.3% upwards to 98.0%, indicating relatively strong statistical significance.<sup>(3)</sup>

---

<sup>(3)</sup> Note that the Northeast Extension (Barrier) plaza grouping, comprised of the two barrier toll plazas at the far north end of the Northeast Extension corridor, for both passenger and commercial vehicles, did not have valid regression results for any of the tested weighted independent variables; as such, the regression-based approach was dismissed and the demand growth forecast for those two plazas were tagged to the regression-based growth results derived for the Northeast Extension (Ticket) system. Consequently, the presented results are for both the Northeast Extension barrier and ticket plazas.

Based on the econometric regression analysis, combined with updated forecasts of the explanatory socioeconomic variables, toll road corridor specific growth rates were developed for both passenger cars and commercial vehicles separately. Table 3-5 provides a summary of the average annual growth rates in 10-year increments, including for 2011 to 2021, 2021 to 2031, and 2031 to 2041. In addition, the total average annual percent growth between 2011 and 2041 is shown in the last column.

**Table 3-5**  
**Summary of Estimated Annual Traffic Growth**  
**Pennsylvania Turnpike System**

**Average Annual Percent Growth Rates Between Fiscal Years**

Toll System	Normal Growth Only				Normal Growth Plus Toll Increase Impacts (1)			
	2011-21	2021-31	2031-41	2011-41	2011-21	2021-31	2031-41	2011-41
	Passenger Cars				Passenger Cars			
Ticket System	1.8%	1.6%	1.6%	1.7%	1.7%	1.5%	1.5%	1.6%
Turnpike 43 and Turnpike 576	1.9	1.3	1.2	1.5	1.8	1.2	1.1	1.4
Turnpike 66	2.5	2.1	1.9	2.2	2.4	2.0	1.8	2.1
Northeast Extension Barrier Plazas	2.1	1.6	1.6	1.8	2.0	1.5	1.5	1.7
Turnpike I-376	2.2	2.2	2.0	2.1	2.0	2.1	1.9	2.0
Total Turnpike System	1.9	1.6	1.6	1.7	1.8	1.5	1.5	1.6
	Commercial Vehicles				Commercial Vehicles			
Ticket System	2.1%	1.9%	1.8%	1.9%	2.0%	1.8%	1.7%	1.8%
Turnpike 43 and Turnpike 576	5.1	2.7	2.2	3.3	4.9	2.5	2.1	3.2
Turnpike 66	2.9	2.2	1.9	2.3	2.7	2.1	1.8	2.2
Northeast Extension Barrier Plazas	3.3	2.3	2.0	2.5	3.1	2.2	1.9	2.4
Turnpike I-376	4.4	2.2	2.1	2.9	4.2	2.1	1.9	2.8
Total Turnpike System	2.4	2.0	1.8	2.1	2.2	1.8	1.7	1.9
	Total Vehicles				Total Vehicles			
Ticket System	1.9%	1.6%	1.6%	1.7%	1.7%	1.5%	1.5%	1.6%
Turnpike 43 and Turnpike 576	2.1	1.4	1.3	1.6	2.0	1.3	1.2	1.5
Turnpike 66	2.6	2.2	1.9	2.2	2.4	2.1	1.8	2.1
Northeast Extension Barrier Plazas	2.3	1.7	1.7	1.9	2.2	1.6	1.6	1.8
Turnpike I-376	2.5	2.2	2.0	2.2	2.4	2.1	1.9	2.1
Total Turnpike System	2.0	1.7	1.6	1.8	1.8	1.6	1.5	1.6

(1) The toll increase impacts are based on the program of toll increases shown in Table 4-2.

Note: These growth rates exclude the future impacts associated with the PTC's capital improvements program, including the I-95 Interchange project.

The first set of growth rates shown in Table 3-5 reflect “normal” growth only. That is to say, the growth that would likely occur based only on the underlying expected growth in the forecast socioeconomic variables. No other external factors, such as toll increases, capital improvement program impacts, etc. are assumed. The second set of growth rates shown in Table 3-5 shows the expected average annual growth rates assuming normal growth plus future toll rate increases. A more in-depth discussion of future toll rate increases and toll elasticities will be provided in Chapter 4.

The most influential growth rates for the Turnpike System are those for the ticket system; as shown in Figure 2-2, ticket system revenue accounts for about 95 percent of total system toll revenue. Thus, growth rates for the total system are nearly identical to those for the ticket system. As shown, normal passenger car average annual growth rates for the entire system range from 1.9 percent between 2011 and 2021 to 1.6 percent between 2031 and 2041.

Normal commercial vehicle growth rates are expected to increase at a slightly higher rate than those for passenger cars. Between 2011 and 2021 average annual growth is estimated at 2.4 percent. This decreases over time and averages about 1.8 percent per year between 2031 and 2041. The resulting average annual growth rates for total Turnpike System normal growth amount to 2.0 percent between 2011 and 2021 and declines to 1.6 percent for the 2031 to 2041 period. Overall Turnpike System growth averages about 1.8 percent per year over the entire forecast period (2011 to 2041). This is just about half the rate of growth experienced on the Turnpike over the previous 30 years.

The values shown on the right side of Table 3-5 reflect the estimated normal growth plus toll increase impact growth rates for the same time periods. As shown, these all average about 0.1 to 0.2 percentage points lower than the normal growth rates alone, reflecting the impact of annual toll increases. These growth rates are the ones used to develop the future year traffic volumes that will be discussed in Chapter 4. As noted above, the actual program of proposed toll increases and a detailed discussion of assumed toll elasticities will also be provided in Chapter 4. Traffic and revenue impacts resulting from the proposed capital improvement program are also not included in the growth rates shown in Table 3-5. Those, too, will be discussed in Chapter 4.

## Chapter 4

# Transaction and Toll Revenue Forecasts

Traffic and gross toll revenue forecasts are presented in this chapter for the ticket system, the barrier system, and the total Turnpike System. Forecasts are presented by fiscal year from 2011-12 through 2040-41. Also presented in this chapter are important inputs to the forecasts, including committed roadway projects, assumed future toll rate increases, the estimated sensitivity of customers to toll increases, and the recent modification to the commercial volume-discount program.

## Committed Turnpike System Roadway Improvements

Through discussions with PTC personnel and by reviewing the Enhanced FY 2012 Ten Year Capital Plan Project Listing, dated June 13, 2011, CDM Smith identified the major committed roadway improvements that would potentially impact traffic and toll revenue on the Turnpike System. Projects were identified on the Mainline I-76/276 and the Northeast Extension. Table 4-1 lists the identified projects and Figure 4-1 presents the locations of the projects. A brief description of each project is provided below.

### Mainline I-76/I-276 Roadway Improvement Projects

**Milepost (MP) 31.04 to 37.82 Roadway and Bridge Reconstruction** – This project is a total reconstruction effort that will widen the four lane (two lanes per direction) segment of I-76, between the Warrendale Plaza (MP 31) and Butler Valley (MP 38) Interchange, to six lanes (three lanes per direction). The reconstruction effort includes improved curve geometry for the segment between MP 32.4 and MP 35.5. In addition to the roadway improvements, all four structures carrying the mainline will be reconstructed. Construction began (Notice to Proceed) June 9, 2009 and is scheduled for completion in late Fall 2012.

**MP 199.34 to MP 201.74 Roadway and Bridge Reconstruction** - This project is entering the second year of a two year project to reconstruct the roadway to full depth and widen the roadway from two lanes to three lanes in each direction. In addition, the existing ramps at the Blue Mountain Interchange will be replaced along with a ramp bridge under the turnpike mainline. Construction began in March 2011 and is scheduled for completion in June 2013.

**MP 215 to MP 226 Roadway Improvements** – This project is now in the first of two stages of a reconstruction and widening effort. The first stage consists of rebuilding and widening the five mile section between MP 215 and MP 220 from two lanes to three lanes in each direction. Construction on Stage 1 began in March 2011 and is scheduled for completion in November 2012. Stage 2 consists of rebuilding and widening the six mile section between MP 220 and the Carlisle Interchange (MP 226) from two lanes to three lanes in each direction. Construction on Stage 2 is scheduled to begin in November 2014 and is expected to be completed in 2016.

**Route 29 All-Electronic Interchange Project (MP 320)** – Located between the Downingtown (MP 312) and Valley Forge (MP 326) Interchanges, the new full access interchange will be available to E-ZPass customers only. The new interchange is intended to offer an alternative to surface roads that

**Table 4-1  
Major Committed Roadway Improvements on the Turnpike System (1)  
Pennsylvania Turnpike**

<b>Milepost</b>	<b>Location</b>	<b>Description</b>	<b>Actual or Assumed Start Date</b>	<b>Assumed Completion Date</b>
<b>Mainline I-76/I- 276</b>				
31 - 37	Warrendale to Butler Valley	Widen to 3 lanes per direction	June 2009	Fall 2012
199 - 201	Blue Mountain Interchange	Widen to 3 lanes per direction	March 2011	June 2013
215 - 226	Blue Mountain to Carlisle	Widen to 3 lanes per direction	March 2011	Fall 2016
320	I-76 and Route 29	Construct E-ZPass-only interchange with Route 29	March 2011	Fall 2012
320 - 326	Downingtown to Valley Forge	Widen to 3 lanes per direction	Spring 2013	2015
<b>Mainline I-76/I- 276 and I-95 Interchange</b>				
<b>Stage 1</b>				
356 - 360	I-95 to Delaware River Bridge	Widen I-276 to 3 lanes per direction Modify toll plaza locations and toll schedule Construct partial I-276/I-95 Interchange	2010	Jan. 2018
<b>Northeast Extension I-476</b>				
A20 - A26	Mid-County to Berks Road	Widen to 3 lanes per direction	Feb. 2011	Fall 2013
A26 - A31	Berks Road to Lansdale	Widen to 3 lanes per direction	Spring 2014	Fall 2018
A31 - A38	Wambold to Clump	Widen to 3 lanes per direction	2019 <sup>(2)</sup>	Fall 2022
73 - 75	Lehigh River\Pohopoco Creek Bridges	Replace two existing bridges with four new spans	Dec. 2008	Nov. 2012
74 - 95	I-476 and Route 903	Construct E-ZPass-only interchange with Route 903	Spring 2009	Spring 2014

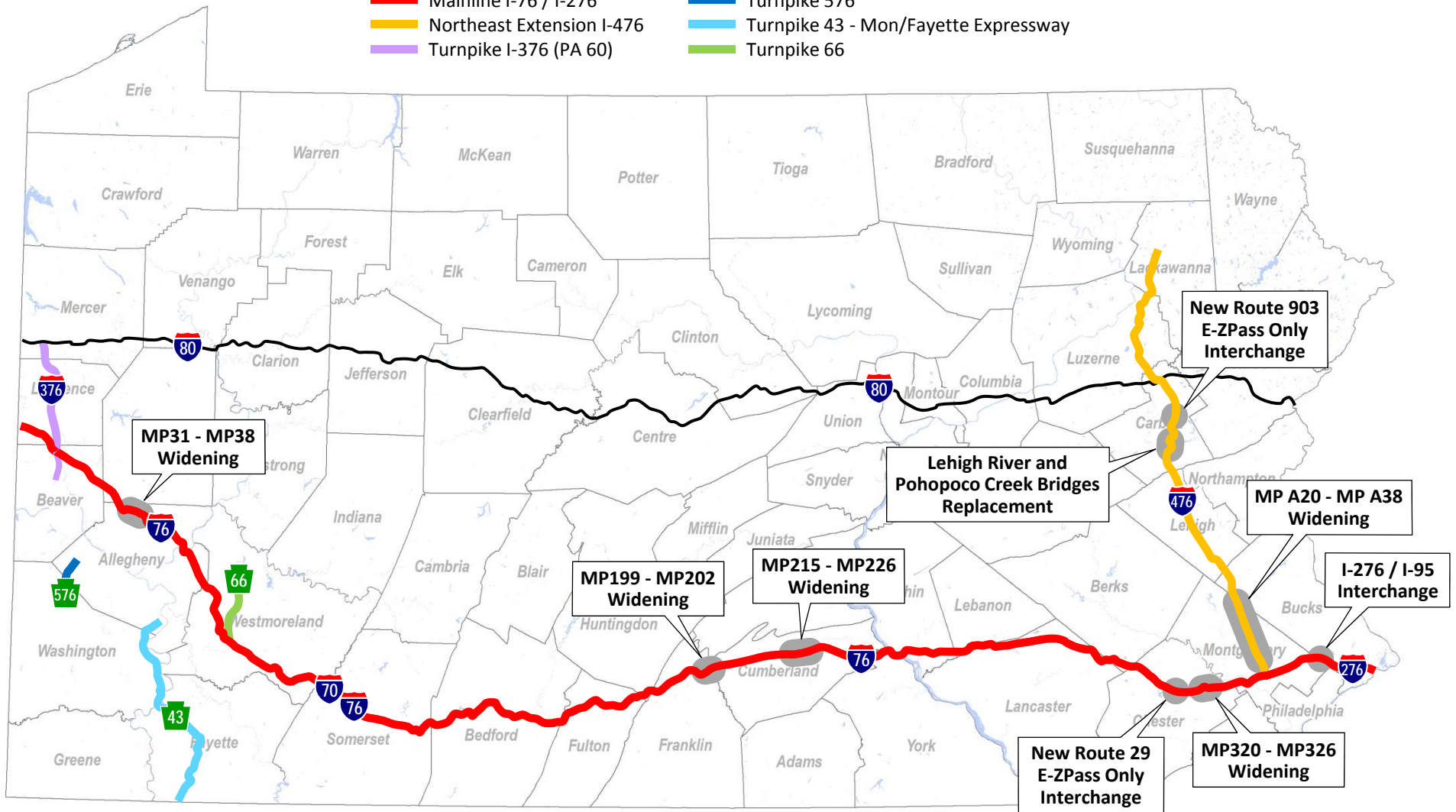
(1) The roadway improvement projects shown in this table are a small subset of the projects listed in the PTC's Enhanced FY 2012 Ten Year Capital Plan Project Listing, dated June 13, 2011.

(2) The start date of construction on the A31 - A38 segment of I-476 is contingent on the completion of segment A26 - A31

Source: Pennsylvania Turnpike Commission

**PTC Toll Roads**

- █ Mainline I-76 / I-276
- █ Northeast Extension I-476
- █ Turnpike I-376 (PA 60)
- █ Turnpike 576
- █ Turnpike 43 - Mon/Fayette Expressway
- █ Turnpike 66



**PENNSYLVANIA TURNPIKE COMMISSION (PTC)  
MAJOR ROADWAY IMPROVEMENT PROJECTS**

provide access to Route 29, and to ease congestion at the Downingtown and Valley Forge Interchanges. Construction began in March 2011 and is scheduled for completion in Fall 2012.

**MP 320 to MP 326 Total Reconstruction Project** – This project involves a full-depth total reconstruction and widening of the six mile segment from two lanes to three lanes in each direction. The project also includes the replacement of two overhead bridges and seven mainline bridges. 2013 is slated as a potential start date for construction, and the project is expected to take two to three years.

### Pennsylvania Turnpike I-276/I-95 Interchange Project

This is a major project that will be completed in three stages. The project includes the construction of a high-speed, full-access interchange between I-276 and a re-designated I-95, making I-95 continuous through the mid-Atlantic region. The project also includes roadway widening on I-276 from immediately west of Interchange 351 (Philadelphia) eastward to the western side of the Delaware River Bridge. A new parallel bridge on I-276 will be constructed over the Delaware River. In addition, the project includes changes to the tolling locations and toll structure on I-276. At this point in time, only Stage 1 is a committed roadway improvement recognized in the Enhanced FY 2012 Ten Year Capital Plan Project Listing, dated June 13, 2011. Only the transaction and toll revenue impacts associated with Stage 1 are included in this study. Stages 2 and 3 are described below only for informational purposes.

The stages are described below.

Stage 1 (MP 356 to MP 360) includes widening the mainline segment between I-95 and the Delaware River Bridge from two to three lanes per direction, construction of a new mainline toll plaza in Bensalem, construction of the northbound-eastbound and westbound-southbound interchange ramps and the replacement of four overhead bridges. Construction began in 2010 and is scheduled for completion by the start of 2018.

Stage 2 (MP 351 to MP 356) includes widening the mainline segment between US 1 and I-95 from two to three lanes per direction, construction of the six remaining interchange ramps and the replacement of two overhead bridges. Construction is currently scheduled to begin in 2020 and its completion is anticipated by the end of 2022.

Stage 3 (MP 320) is the construction of a parallel span to the Delaware River Bridge. Construction is currently expected to begin in 2024. The project is assumed to be completed by the beginning of 2028.

### Northeast Extension (I-476) Roadway Improvement Projects

**MP A20 to MP A26 Total Reconstruction Project** - This project consists of widening the six mile segment between the Mid-County Interchange (MP A20) and Berks Road (MP A26) from two lanes in each direction to three lanes in each direction, including seven mainline bridges. Construction began February 28, 2011 and is scheduled to continue through 2013.

**MP A26 to MP A31 Total Reconstruction Project** - This project consists of widening the five mile segment from Berks Road (MP A26) to the Lansdale Interchange (MP A31) from two lanes in each direction to three lanes in each direction. This section of the Northeastern Extension Total Reconstruction and Widening Project is in final design and is projected to go to construction in 2014

and continue through 2018. Three overhead bridges remain to be reconstructed as part of the effort, and are also projected to go to construction in 2014.

**MP A31 to MP A38 Total Reconstruction Project** - Design is beginning for the reconstruction and widening of the Northeast Extension of the Pennsylvania Turnpike from just north of Wambold Road (MP A31) to just north of Clump Road (MP A38). As a continuation of the MP A26 to MP A31 project, widening will again expand the mainline segment from two lanes in each direction to three lanes in each direction. The start date for construction on this segment is currently expected to begin in 2019, but is contingent on the completion of reconstruction and widening of MP A26 to MP A31.

**Lehigh River and Pohopoco Creek Bridge Replacements Project (MP 73.52 to MP 75.29)** – This project consists of the replacement of both Lehigh River and adjacent Pohopoco Creek bridges located approximately two miles north of the Lehigh Tunnel between MP 73.52 and MP 75.29. The existing spans were first opened to traffic in 1957. Construction on the new structures, two northbound and two southbound, began December 22, 2008 and is scheduled for completion on November 2, 2012.

**Route 903 Interchange Project (MP 74 to MP 95)** – This project consists of the construction of a new E-ZPass-only interchange along the Northeast Extension between existing Mahoning Valley (MP 74) and Pocono (MP 95) exits. Construction will be performed in two-phases. Phase 1 will result in the construction of one-half of the new bridge to carry Route 903 over the Northeast Extension. Phase 2 includes all remaining work necessary to complete the interchange. Phase 1 began construction in spring 2009 and was completed approximately one year later. Phase two is scheduled to begin construction in spring 2012 and finish in spring 2014.

## Construction Related Impacts on Turnpike System Traffic

Construction related impacts stemming from roadway improvement projects on the Turnpike System are expected to be minimal. Construction projects on the Turnpike System are programmed to minimize lane closures and access restrictions. When such measures are necessary, they are conducted overnight to avoid interfering with heavier daytime traffic volumes. Generally, preference is given to Turnpike mainline traffic and construction related disruptions are more likely to affect cross streets and Turnpike access points. Two travel are maintained in both directions during construction activities.

## Assumed Toll Rate Increases on the Turnpike

At the direction of the PTC, annual toll rate increases are assumed to occur on the entire Turnpike System. The toll rate increases are assumed to occur within several days of January 1 of each year. Table 4-2 presents the assumed percent increases in toll rates for each calendar year from 2013 through 2041. In addition, the actual percent increases in toll rates are shown for years 2009 through 2012.

As shown in Table 4-2, the assumed percent increases in toll rates are identical for cars and trucks, and E-ZPass and cash transactions throughout the forecast period. The percent toll-rate increases range from 3.0 to 5.5 percent per year between 2013 and 2021. From 2022 through 2041, a three percent toll-rate increase is assumed for each year. Consistent with the PTC tolling policy, E-ZPass tolls are rounded up to the nearest cent, and cash toll rates are rounded to the nearest nickel.



**Table 4-2**  
**Actual and Assumed Future Toll Rate Increases (1)**  
**Pennsylvania Turnpike**

Calendar Year		Percent Increase		Sample Toll Rates					
		For Cars and Trucks		\$1.00 Toll		\$2.50 Toll		\$10.00 Toll	
		Cash	E-Zpass	Cash	E-Zpass	Cash	E-Zpass	Cash	E-Zpass
2009	(2)	25.0	25.0	\$1.00	\$1.00	\$2.50	\$2.50	\$10.00	\$10.00
2010	(2)	3.0	3.0	1.05	1.03	2.60	2.58	10.30	10.30
2011	(2)	10.0	3.0	1.20	1.06	2.90	2.65	11.35	10.61
2012	(2)	10.0	0.0	1.35	1.06	3.20	2.65	12.50	10.61
2013		3.0	3.0	1.40	1.09	3.30	2.73	12.90	10.93
2014		3.0	3.0	1.45	1.13	3.40	2.81	13.30	11.26
2015		4.3	4.3	1.55	1.17	3.55	2.93	13.90	11.73
2016		5.5	5.5	1.65	1.24	3.75	3.09	14.70	12.38
2017		5.5	5.5	1.75	1.31	4.00	3.26	15.55	13.06
2018		5.5	5.5	1.85	1.38	4.25	3.44	16.45	13.78
2019		5.5	5.5	2.00	1.45	4.50	3.63	17.40	14.54
2020		5.5	5.5	2.15	1.53	4.75	3.83	18.40	15.34
2021		4.0	4.0	2.25	1.59	4.95	3.99	19.15	15.95
2022		3.0	3.0	2.35	1.64	5.10	4.11	19.75	16.43
2023		3.0	3.0	2.45	1.69	5.30	4.23	20.35	16.92
2024		3.0	3.0	2.55	1.74	5.50	4.36	21.00	17.43
2025		3.0	3.0	2.65	1.80	5.70	4.49	21.65	17.95
2026		3.0	3.0	2.75	1.85	5.90	4.62	22.30	18.49
2027		3.0	3.0	2.85	1.90	6.10	4.76	23.00	19.04
2028		3.0	3.0	2.95	1.96	6.30	4.90	23.70	19.61
2029		3.0	3.0	3.05	2.02	6.50	5.05	24.45	20.20
2030		3.0	3.0	3.15	2.08	6.70	5.20	25.20	20.81
2031		3.0	3.0	3.25	2.14	6.95	5.36	26.00	21.43
2032		3.0	3.0	3.35	2.21	7.20	5.52	26.80	22.08
2033		3.0	3.0	3.50	2.27	7.45	5.68	27.65	22.74
2034		3.0	3.0	3.65	2.34	7.70	5.86	28.50	23.42
2035		3.0	3.0	3.80	2.41	7.95	6.03	29.40	24.12
2036		3.0	3.0	3.95	2.48	8.20	6.21	30.30	24.85
2037		3.0	3.0	4.10	2.56	8.45	6.40	31.25	25.59
2038		3.0	3.0	4.25	2.64	8.75	6.59	32.20	26.36
2039		3.0	3.0	4.40	2.72	9.05	6.79	33.20	27.15
2040		3.0	3.0	4.55	2.80	9.35	6.99	34.20	27.97
2041		3.0	3.0	4.70	2.88	9.65	7.20	35.25	28.80

(1) Future toll rate increases are assumed to be implemented within several days of January 1.

(2) Actual toll rate increase implemented for most Turnpike tolls. Exceptions include Turnpike 576 and a section of Turnpike 43.

Table 4-2 also shows the actual percent increases in toll rates that were implemented in 2009, 2010, 2011, and 2012. In 2009, most Turnpike tolls increased by 25 percent. That was the first toll increase on the Turnpike since 2004. In 2010, a three percent increase was implemented for both cash and E-ZPass transactions. In 2011, a toll rate increase of 10 percent for cash transactions and 3 percent for E-ZPass transactions was implemented. This was the first time a price differential between cash and

E-ZPass was implemented. An additional 10 percent toll rate increase for cash transactions was implemented in 2012, increasing the difference between cash and E-ZPass tolls.

## Estimated Toll Sensitivity of Transactions to Toll Increases

An analysis was conducted to estimate the current sensitivity of Turnpike customers to toll increases. Data from the 2009 toll rate increase was used for the following reasons:

1. Toll rates were increased by 25 percent except for Turnpike 576 and Turnpike 43 between Uniontown and Brownsville. The size of the toll increase was large enough to illicit a more discernable response from Turnpike customers.
2. It is more difficult to estimate the toll sensitivity based on the most recent toll increases in 2010, 2011, and 2012. In 2010, the three percent increase in tolls was not large enough to identify a clear reaction from the customers, as the toll increase was largely keeping pace with inflation. Any sensitivity to the toll increase was easy to mask with other variables such as fuel prices, weather and economy. The 2011 toll increase consisted of a 10 percent increase in cash and a three percent increase in E-ZPass. This toll increase caused several shifts in traffic, including some cash traffic to shift to E-ZPass, some cash traffic to reduce or curtail their trips on the Turnpike, and a very small reduction in some E-ZPass trips. Because of the shift from cash to E-ZPass traffic, it is more difficult to isolate the sensitivity to the toll increase. The last toll increase was just implemented on January 1, 2012. There is insufficient data to analyze this last toll increase.

Table 4-3 provides a summary of the estimated impact on transactions of the 25 percent toll rate increase implemented on January 4, 2009. The transactions for calendar year 2009 were compared with 2008 transactions. Passenger car transactions increased by 0.2 percent and commercial vehicle transactions decreased by 8.5 percent. The change in transactions between 2008 and 2009 incorporated normal growth and the impact due to the toll increase.

An analysis of general growth trends prior to and after the 2009 toll increase led to the estimation that normal transaction growth between 2008 and 2009 was approximately 1.0 percent for passenger cars and -7.5 percent for commercial vehicles, largely due to the recession. The difference in the observed growth and the estimated normal growth reflects the impact of the toll rate increase. In this case, the impact of the 25 percent toll-rate increase is estimated at -0.8 percent for passenger cars and -1.0 percent for commercial vehicles. This results in an elasticity of demand of -3.2 percent for passenger cars and -4.0 percent for commercial vehicles. The elasticity of demand is calculated by dividing the estimated toll increase impact by the percent toll rate increase. Thus, for each 100 percent increase in toll rates, passenger car transactions would be expected to decrease by about 3.2 percent and commercial vehicle transactions by about 4.0 percent. This estimated elasticity of demand was

employed in this study to forecast future changes in transactions associated with assumed toll rate increases.

**Table 4-3**  
**Estimated Impact of 2009 Toll Rate Increase (1)**  
**Pennsylvania Turnpike System**

Time Period/Impact Estimates	Passenger		Commercial	Total
	Car	Vehicle		
Toll Increase plus Normal Growth Impact (2)	0.2%	-8.5%		-0.9%
Estimated Normal Growth Only	1.0%	-7.5%		-0.1%
Estimated Toll Increase Impact (3)	-0.8%	-1.0%		-0.8%
Percent Toll Increase	25.0%	25.0%		25.0%
Elasticity of Demand (4)	-3.2%	-4.0%		-3.2%

- (1) A rate increase of approximately 25 percent was implemented for all vehicle classes on January 4, 2009.
- (2) This reflects the total change in traffic between calendar year 2009 over 2008.
- (3) The estimated toll impact is calculated by subtracting normal growth (row two) from the total traffic impact shown in row one.
- (4) Elasticity of demand is calculated by dividing the estimated toll increase impact by the percent toll rate increase.

## Estimated E-ZPass Market Shares in Future Years

Because a price differential has been established between cash and E-ZPass toll rates, it is important to estimate future year E-ZPass market shares in order to forecast gross toll revenues. Historically, cash and E-ZPass toll rates were virtually identical until 2011, differing only because cash rates were rounded up to the nearest nickel while E-ZPass rates were rounded up to the nearest cent. There was no reason for a customer to choose E-ZPass over cash based solely on the toll rate.

In 2011 and 2012, two sequential toll rate increases established a differential between E-ZPass and cash toll rates. After the 2011 toll rate increase, cash toll rates were approximately 7 percent greater than E-ZPass rates. After the 2012 toll rate increase, cash toll rates are approximately 17 percent greater than cash rates. The differential creates incentives for cash customers to shift to E-ZPass, and for new accounts to favor E-ZPass over cash.

At the direction of the PTC, it is assumed that all future year toll increases will be applied identically to cars and trucks, and to E-ZPass and cash transactions. There will not be any further increases in the E-ZPass and cash toll-rate differential. Table 4-4 presents the actual percent E-ZPass market shares from calendar years 2008 through 2011, and the estimated percent E-ZPass market shares from 2012

**Table 4-4  
Actual and Estimated  
Future Year E-ZPass Market Shares  
Pennsylvania Turnpike System**

Calendar Year		Passenger Cars		Commercial Vehicles		Total Vehicles	
		Percent Market Share	Percentage Change	Percent Market Share	Percentage Change	Percent Market Share	Percentage Change
			Over Prior Year		Over Prior Year		Over Prior Year
2008	(1)	48.6		73.1		51.9	
2009	(1)	52.7	4.0	75.7	2.5	55.5	3.6
2010	(1)	55.7	3.0	76.9	1.2	58.3	2.9
2011	(1)	60.2	4.5	79.0	2.2	62.6	4.3
2012	(2)	64.3	4.1	80.4	1.4	66.4	3.8
2013	(2)	65.7	1.4	81.0	0.6	67.7	1.3
2014	(2)	66.9	1.2	81.6	0.6	68.8	1.1
2015	(2)	68.1	1.2	82.2	0.6	69.9	1.1
2016	(2)	68.8	0.7	82.8	0.6	70.6	0.7
2017	(2)	69.5	0.7	83.3	0.6	71.3	0.7
2018	(2)	70.1	0.7	83.9	0.6	71.9	0.7
2019	(2)	70.8	0.7	84.5	0.6	72.6	0.7
2020	(2)	71.4	0.6	85.0	0.6	73.2	0.6
2021	(2)	71.9	0.5	85.6	0.5	73.7	0.5
2022	(2)	72.5	0.5	86.1	0.5	74.3	0.5
2023	(2)	73.0	0.5	86.6	0.5	74.8	0.5
2024	(2)	73.5	0.5	87.0	0.5	75.3	0.5
2025	(2)	74.0	0.5	87.5	0.5	75.9	0.5
2026	(2)	74.5	0.5	88.0	0.5	76.4	0.5
2027	(2)	75.0	0.5	88.5	0.5	76.8	0.5
2028	(2)	75.4	0.5	89.0	0.5	77.3	0.5
2029	(2)	75.9	0.5	89.5	0.5	77.7	0.5
2030	(2)	76.4	0.5	90.0	0.5	78.2	0.5
2031	(2)	76.7	0.4	90.3	0.3	78.6	0.4
2032	(2)	77.1	0.4	90.6	0.3	78.9	0.3
2033	(2)	77.4	0.4	90.9	0.3	79.3	0.3
2034	(2)	77.8	0.4	91.2	0.3	79.6	0.3
2035	(2)	78.1	0.3	91.5	0.3	80.0	0.3
2036	(2)	78.5	0.3	91.8	0.3	80.3	0.3
2037	(2)	78.8	0.3	92.1	0.3	80.6	0.3
2038	(2)	79.1	0.3	92.4	0.3	81.0	0.3
2039	(2)	79.4	0.3	92.7	0.3	81.3	0.3
2040	(2)	79.8	0.3	93.0	0.3	81.6	0.3
2041	(2)	80.0	0.2	93.3	0.3	81.9	0.3

(1) Actual E-ZPass market shares

(2) Estimated E-ZPass market shares

through 2041 for passenger cars and commercial vehicles. Also shown are the percentage point increases in the E-ZPass market share over the prior year.

In 2010, the E-ZPass market share totaled 55.7 percent for passenger cars and 76.9 percent for commercial vehicles. In 2011, after the 10 percent increase in cash toll rates and the 0 percent toll increase in E-ZPass toll rates, the E-ZPass market share increased by 4.5 percentage points for passenger cars, and 2.2 percentage points for commercial vehicles resulting in an E-ZPass market of 60.2 percent and 79.0 percent, respectively. It is estimated that the E-ZPass market share will increase by another 4.1 percent for passenger cars and 1.4 percent for commercial vehicles in 2012 due to the 10 percent increase in cash tolls implemented in January of that year. One month (January 2012) of transaction data by payment type was available at the time of this study.

The estimated E-ZPass market shares for calendar years 2013 through 2041 was based on historic trends of E-ZPass growth, and assumed no further increases in the differential between cash and E-ZPass tolls. The estimated market shares ranged from 65.7 percent in 2013 to 80.0 percent in 2041 for passenger cars, and 81.0 percent to 93.3 percent for commercial vehicles.

## Assumptions on The Commercial Volume Discount Program

On January 1, 2012 the post-paid, commercial volume-discount program was modified. The available discounts were reduced by 5 percentage points for each category, resulting in the following discounts for post-paid E-ZPass customers:

- \$5,000.01 - \$10,000.00 in monthly tolls are eligible for a 5 percent discount; and
- \$10,000.01 and over are eligible for a 10 percent discount in tolls.

The trend in reduced volume discounts is assumed to continue in the future. In January 2013 only those with more than \$10,000 in monthly tolls will receive a discount amounting to 5 percent, and in January 2014 all commercial discounts will be eliminated.

## Transaction and Gross Toll Revenue Forecasts

This section summarizes the forecasts of toll transactions and gross toll revenue based on the information provided in the preceding sections of this report. All previously discussed information regarding transaction growth rates in the various Turnpike corridors (Chapter 4) as well as assumed toll rates, toll elasticities, E-ZPass market share, commercial vehicle volume discount program, etc. are all brought together to develop the following forecasts.

A table similar to Table 4-5 was presented in Chapter 2 (Table 2-5). This table adds information regarding the near term forecast to show the relationship between GDP, GRP and GSP and estimated transaction growth on the Turnpike through 2015. These growth rates, as well as those presented for both employment and retail sales forecasts, all show slightly higher than normal growth in the near term as economic activity begins to pick up after the recent severe recession. Table 4-5 shows that transaction growth is estimated to remain relatively subdued in 2012 and into 2013, remaining at, or below 2.0 percent. A somewhat larger recovery impact is then shown for 2014 and 2015, though with

**Table 4-5**  
**Near Term Measures of Commercial Activity and**  
**Total Turnpike Traffic Estimates**

Percent Change Over Previous Year

Calendar Year	Gross Domestic Product Growth (1) (U.S.)	Gross Regional Product Growth (1) (NY, NJ, PA)	Gross State Product Growth (1) (PA)	PA Turnpike System Traffic Growth		
				Passenger Cars	Commercial Vehicles	All Vehicles
<b>2009 (Actual)</b>	<b>(3.5)</b>	<b>(2.9)</b>	<b>(1.7)</b>	0.2	(8.5)	(0.9)
1st Quarter	(4.5)	(7.6)	(3.3)			
2nd Quarter	(5.0)	(2.0)	(2.1)			
3rd Quarter	(3.7)	(1.3)	(1.3)			
4th Quarter	(0.5)	(0.4)	(0.1)			
<b>2010 (Actual)</b>	<b>3.0</b>	<b>4.0</b>	<b>3.0</b>	1.0	4.0	1.3
1st Quarter	2.2	5.4	2.1			
2nd Quarter	3.3	4.5	2.7			
3rd Quarter	3.5	3.9	4.6			
4th Quarter	3.1	2.1	2.7			
<b>2011 (Actual)</b>	<b>1.7</b>	<b>0.5</b>	<b>1.2</b>	(1.1)	1.0	(0.9)
1st Quarter	2.2	1.5	2.5			
2nd Quarter	1.6	(0.7)	1.3			
3rd Quarter	1.5	0.0	(0.0)			
4th Quarter	1.6	1.4	0.8			
<b>2012 (2)</b>	<b>2.6</b>	<b>2.7</b>	<b>2.3</b>	1.8	2.9	1.9
1st Quarter	2.1	2.3	1.8			
2nd Quarter	2.4	2.6	2.2			
3rd Quarter	2.8	2.8	2.5			
4th Quarter	3.1	3.2	2.7			
<b>2013</b>	<b>3.1</b>	<b>2.8</b>	<b>2.6</b>	1.9	2.6	2.0
<b>2014</b>	<b>3.9</b>	<b>3.0</b>	<b>3.2</b>	2.3	2.7	2.4
<b>2015</b>	<b>3.7</b>	<b>3.2</b>	<b>2.9</b>	2.3	2.5	2.3

(1) GDP percent changes are based on constant 2005 dollars. Actual data (2009, 2010, and 2011) is from the US Bureau of Economic Analysis. Forecast data (2012 - 2015) is from Moody's Economy.com baseline forecast (February 2012).

(2) Estimated traffic growth for 2012 includes 1 month of actual experience.

growth still in the 2.3 to 2.4 percent range. Beyond this, traffic growth is assumed to moderate to something closer to its longer term forecast average of around 1.6 percent per year.

Table 4-6 shows estimated ticket system transactions and gross toll revenue through FY 2040-41. Actual data is shown for the first three fiscal years; actual data is also included for the first 8 months of FY 2011-12 (actual through January 2012). As shown, total ticket toll transactions are estimated to increase from about 156.1 million in FY 2010-11 (the latest full year of actual experience) to nearly 251.1 million by FY 2040-41; this represents an average annual growth rate of about 1.6 percent. Annual gross toll revenue is estimated to increase from \$723.3 million in FY 2010-11 to nearly \$3.3 billion by FY 2040-41. This represents an average annual increase of about 5.2 percent and includes the impacts of normal growth, annual toll rate increases, and the impact of the I-95 Interchange. The I-95 Interchange and the toll plaza modifications/toll changes associated with it are estimated to add about 4 percent to ticket system revenue when implemented in January 2018.

Table 4-7 identifies the same transaction and gross toll revenue information for the barrier system. As shown, total transactions are estimated to increase from about 33.0 million in FY 2010-11 to 57.4 million by FY 2040-41, an average annual increase of about 1.9 percent. This is slightly greater than the rate of growth for the ticket system, but consistent with the historical relationship between the ticket and barrier systems. Estimated annual toll revenue is expected to increase from nearly \$40.6 million in FY 2010-11 to \$205.6 million by the end of the forecast period. This represents a 5.6 percent annual rate of increase.

Total Turnpike System transactions and gross toll revenue are shown in Table 4-8. Total transactions increase from just over 189.0 million in FY 2010-11 to about 308.5 million by FY 2040-41; this represents an average annual increase of 1.6 percent, or just under half the rate of growth during the previous 30 years. Total gross revenue, after discounts and adjustments, is estimated to grow from approximately \$739.7 million in FY 2010-11 to nearly \$3.5 billion by FY 2040-41, representing a 5.3 percent average annual rate of growth. Again, this includes normal growth, toll increase impacts, and additional revenue from the I-95 Interchange project and associated toll adjustments. As discussed above, the commercial E-ZPass discount program is being phased out. Beginning in January 2014 no discounts will be offered, thus all discount and adjustment impacts are eliminated by FY 2014-15.

## Disclaimer

Current accepted professional practices and procedures were used in the development of these traffic and gross toll revenue forecasts. However, as with any forecast of the future, it should be understood that there may be differences between forecasted and actual results caused by events and circumstances beyond the control of the forecasters. In formulating its forecasts, CDM Smith has reasonably relied upon the accuracy and completeness of information provided (both written and oral) by the Pennsylvania Turnpike Commission and other local and state agencies. CDM Smith also has relied upon the reasonable assurances of some independent parties and are not aware of any facts that would make such information misleading.

CDM Smith has made qualitative judgments related to several key variables in the development and analysis of the traffic and revenue forecasts that must be considered as a whole; therefore selecting portions of any individual result without consideration of the intent of the whole may create a

**Table 4-6**  
**Ticket System: Estimated Annual Transactions and Gross Toll Revenue (1)**  
**Pennsylvania Turnpike**

Traffic and Toll Revenue in Thousands

Fiscal Year	Annual Transactions			Annual Gross Toll Revenue		
	Passenger Cars	Commercial Vehicles	Total Vehicles	Passenger Cars	Commercial Vehicles	Total Vehicles
2008-09 (2) (4)	133,797	20,449	154,245	\$333,120	\$273,528	\$606,648
2009-10 (2) (5)	134,570	19,765	154,335	388,757	292,174	680,931
2010-11 (2) (6)	135,722	20,368	156,090	406,506	316,770	723,276
2011-12 (3) (7)	134,452	20,384	154,836	420,637	331,251	751,888
2012-13 (8)	136,441	20,814	157,255	438,116	346,512	784,629
2013-14 (8)	139,308	21,284	160,592	458,415	364,565	822,980
2014-15 (8)	142,631	21,777	164,407	483,519	385,700	869,219
2015-16 (8)	145,689	22,248	167,938	515,425	412,388	927,813
2016-17 (8)	148,225	22,692	170,917	551,981	443,229	995,210
2017-18 (8) (9)	151,894	23,324	175,217	599,506	483,879	1,083,385
2018-19 (8)	156,162	24,059	180,221	655,625	531,013	1,186,639
2019-20 (8)	158,350	24,477	182,827	699,892	569,305	1,269,197
2020-21 (8)	160,593	24,905	185,498	743,279	606,757	1,350,036
2021-22 (8)	162,933	25,350	188,283	779,883	639,010	1,418,893
2022-23 (8)	165,348	25,807	191,156	813,680	669,288	1,482,969
2023-24 (8)	167,806	26,270	194,077	848,972	700,932	1,549,904
2024-25 (8)	170,311	26,739	197,050	885,845	733,998	1,619,843
2025-26 (8)	172,846	27,213	200,059	924,281	768,549	1,692,829
2026-27 (8)	175,408	27,693	203,101	964,323	804,645	1,768,968
2027-28 (8)	178,016	28,179	206,194	1,006,134	842,353	1,848,487
2028-29 (8)	180,672	28,670	209,343	1,049,818	881,740	1,931,559
2029-30 (8)	183,376	29,168	212,544	1,095,437	922,915	2,018,352
2030-31 (8)	186,124	29,673	215,797	1,143,267	966,120	2,109,387
2031-32 (8)	188,902	30,181	219,083	1,193,455	1,011,458	2,204,913
2032-33 (8)	191,721	30,697	222,418	1,245,844	1,058,862	2,304,706
2033-34 (8)	194,590	31,220	225,810	1,300,579	1,108,443	2,409,021
2034-35 (8)	197,514	31,749	229,262	1,357,798	1,160,230	2,518,028
2035-36 (8)	200,474	32,283	232,757	1,417,477	1,214,318	2,631,794
2036-37 (8)	203,474	32,824	236,297	1,479,744	1,270,801	2,750,544
2037-38 (8)	206,531	33,371	239,902	1,544,835	1,329,834	2,874,670
2038-39 (8)	209,642	33,926	243,568	1,612,849	1,391,553	3,004,402
2039-40 (8)	212,813	34,489	247,301	1,683,955	1,456,051	3,140,006
2040-41 (8)	216,031	35,060	251,092	1,758,517	1,523,538	3,282,055

(1) Includes the transactions and toll revenue from the Warrendale Plaza.

(2) Reflects actual traffic and revenue experience.

(3) Reflects actual experience through January 2012.

(4) A 25 percent toll rate increase was implemented on January 4, 2009, except for the Southern Beltway and the section of PA 43 from Uniontown to Brownsville, where the toll rates remain unchanged.

(5) A 3 percent toll rate increase was implemented on January 3, 2010, except for the Southern Beltway, where toll rates remained unchanged.

(6) A 10 percent toll rate increase for cash transactions, and a 3 percent toll rate increase for ETC transaction was implemented on January 2, 2011, except for the Southern Beltway, where toll rates remained unchanged.

(7) A 10 percent toll rate increase for cash transactions was implemented on January 1, 2012, except for the Southern Beltway, where toll rates remained unchanged.

(8) Annual toll rate increases are assumed to be implemented at the first of each year. The percent increases are the same for cars and trucks, and for E-ZPass and cash. The percent increases range from 3.00% to 5.50%, depending upon the year. The rates for each year are shown listed in Table 4-2.

(9) Includes impacts for I-95 Interchange Stages 0 and 1, as described in Table 4-1.



**Table 4-7**  
**Barrier System: Estimated Annual Transactions and Gross Toll Revenue (1)**  
**Pennsylvania Turnpike**

Traffic and Toll Revenue in Thousands

Fiscal Year	Annual Transactions			Annual Gross Toll Revenue		
	Passenger Cars	Commercial Vehicles	Total Vehicles	Passenger Cars	Commercial Vehicles	Total Vehicles
2008-09 (2) (4)	28,841	3,134	31,975	\$23,225	\$8,371	\$31,596
2009-10 (2) (5)	29,029	3,168	32,196	27,224	9,884	37,108
2010-11 (2) (6)	29,508	3,445	32,953	29,246	11,335	40,581
2011-12 (3) (7)	30,483	3,755	34,238	32,082	12,922	45,004
2012-13 (8)	31,210	3,967	35,176	34,029	13,953	47,982
2013-14 (8)	31,819	4,144	35,964	35,567	14,981	50,547
2014-15 (8)	32,451	4,317	36,768	37,389	16,120	53,509
2015-16 (8)	33,071	4,482	37,554	39,770	17,505	57,275
2016-17 (8)	33,686	4,624	38,310	42,599	19,035	61,634
2017-18 (8) (9)	34,297	4,750	39,046	45,614	20,615	66,229
2018-19 (8)	34,900	4,868	39,768	48,828	22,277	71,104
2019-20 (8)	35,499	4,984	40,483	52,259	24,051	76,310
2020-21 (8)	36,103	5,103	41,206	55,622	25,814	81,437
2021-22 (8)	36,723	5,224	41,948	58,487	27,370	85,857
2022-23 (8)	37,356	5,348	42,704	61,146	28,847	89,994
2023-24 (8)	37,995	5,472	43,467	63,916	30,392	94,308
2024-25 (8)	38,640	5,597	44,237	66,809	32,009	98,818
2025-26 (8)	39,291	5,722	45,013	69,841	33,697	103,538
2026-27 (8)	39,945	5,848	45,794	73,024	35,460	108,484
2027-28 (8)	40,605	5,975	46,580	76,359	37,296	113,655
2028-29 (8)	41,272	6,101	47,372	79,837	39,208	119,045
2029-30 (8)	41,945	6,227	48,172	83,462	41,200	124,662
2030-31 (8)	42,622	6,353	48,975	87,238	43,277	130,514
2031-32 (8)	43,304	6,481	49,785	91,179	45,448	136,627
2032-33 (8)	43,994	6,609	50,603	95,304	47,720	143,023
2033-34 (8)	44,689	6,740	51,429	99,604	50,099	149,702
2034-35 (8)	45,391	6,871	52,262	104,085	52,588	156,673
2035-36 (8)	46,098	7,004	53,102	108,755	55,190	163,945
2036-37 (8)	46,810	7,138	53,947	113,633	57,914	171,547
2037-38 (8)	47,528	7,273	54,801	118,742	60,769	179,511
2038-39 (8)	48,253	7,410	55,663	124,071	63,754	187,824
2039-40 (8)	48,985	7,548	56,534	129,628	66,877	196,505
2040-41 (8)	49,728	7,689	57,417	135,430	70,152	205,582

- (1) Excludes the transactions and toll revenue from the Warrendale Plaza (which is included in the ticket syst  
(2) Reflects actual traffic and revenue experience.  
(3) Reflects actual experience through January 2012.  
(4) A 25 percent toll rate increase was implemented on January 4, 2009, except for the Southern Beltway and the section of PA 43 from Uniontown to Brownsville, where the toll rates remain unchanged.  
(5) A 3 percent toll rate increase was implemented on January 3, 2010, except fro the Southern Beltway, whe toll rates remained unchanged.  
(6) A 10 percent toll rate increase for cash transactions, and a 3 percent toll rate increase for ETC transaction was implemented on January 2, 2011, except for the Southern Beltway, where toll rates remained unchang  
(7) A 10 percent toll rate increase for cash transactions was implemented on January 1, 2012, except for the Southern Beltway, where toll rates remained unchanged.  
(8) Annual toll rate increases are assumed to be implemented at the first of each year. The percent increases are the same for cars and trucks, and for E-ZPass and cash. The percent increases range from 3.00% to 5.50%, depending upon the year. The rates fro each year are shown listed in Table 4-2.  
(9) Includes impacts for I-95 Interchange Stages 0 and 1, as described in Table 4-1.

**Table 4-8**  
**Total System: Estimated Annual Transactions and Gross Toll Revenue**  
**Pennsylvania Turnpike**

Traffic and Toll Revenue in Thousands

Fiscal Year	Annual Transactions			Annual Gross Toll Revenue			Discounts and Adjustments (8)	Adjusted Annual Gross Revenue
	Passenger Cars	Commercial Vehicles	Total Vehicles	Passenger Cars	Commercial Vehicles	Total Vehicles		
2008-09 (1) (3)	162,638	23,583	186,220	\$356,345	\$281,899	\$638,245	(\$22,640)	\$615,605
2009-10 (1) (4)	163,599	22,933	186,531	415,981	302,057	718,038	(24,211)	693,827
2010-11 (1) (5)	165,230	23,812	189,042	435,752	328,105	763,856	(24,153)	739,703
2011-12 (2) (6)	164,935	24,139	189,074	452,719	344,174	796,893	(17,553)	779,340
2012-13 (7)	167,650	24,781	192,431	472,145	360,465	832,610	(11,895)	820,715
2013-14 (7)	171,127	25,428	196,555	493,982	379,546	873,527	(5,693)	867,834
2014-15 (7)	175,081	26,094	201,175	520,908	401,820	922,728	0	922,728
2015-16 (7)	178,761	26,730	205,491	555,195	429,893	985,088	0	985,088
2016-17 (7)	181,912	27,316	209,227	594,580	462,264	1,056,844	0	1,056,844
2017-18 (7) (9)	186,190	28,073	214,263	645,120	504,494	1,149,614	0	1,149,614
2018-19 (7)	191,062	28,927	219,988	704,453	553,290	1,257,743	0	1,257,743
2019-20 (7)	193,849	29,461	223,311	752,150	593,357	1,345,507	0	1,345,507
2020-21 (7)	196,697	30,007	226,704	798,902	632,571	1,431,473	0	1,431,473
2021-22 (7)	199,656	30,575	230,231	838,370	666,380	1,504,749	0	1,504,749
2022-23 (7)	202,705	31,155	233,860	874,826	698,136	1,572,962	0	1,572,962
2023-24 (7)	205,802	31,742	237,544	912,888	731,324	1,644,212	0	1,644,212
2024-25 (7)	208,951	32,336	241,287	952,654	766,007	1,718,661	0	1,718,661
2025-26 (7)	212,137	32,935	245,072	994,122	802,245	1,796,367	0	1,796,367
2026-27 (7)	215,353	33,541	248,895	1,037,347	840,105	1,877,451	0	1,877,451
2027-28 (7)	218,621	34,153	252,774	1,082,493	879,649	1,962,142	0	1,962,142
2028-29 (7)	221,944	34,771	256,715	1,129,655	920,949	2,050,604	0	2,050,604
2029-30 (7)	225,321	35,395	260,716	1,178,900	964,115	2,143,014	0	2,143,014
2030-31 (7)	228,746	36,026	264,772	1,230,505	1,009,396	2,239,901	0	2,239,901
2031-32 (7)	232,206	36,662	268,868	1,284,634	1,056,906	2,341,539	0	2,341,539
2032-33 (7)	235,715	37,306	273,021	1,341,147	1,106,582	2,447,729	0	2,447,729
2033-34 (7)	239,279	37,959	277,239	1,400,182	1,158,541	2,558,724	0	2,558,724
2034-35 (7)	242,905	38,620	281,524	1,461,883	1,212,818	2,674,701	0	2,674,701
2035-36 (7)	246,572	39,287	285,858	1,526,231	1,269,508	2,795,739	0	2,795,739
2036-37 (7)	250,283	39,961	290,245	1,593,376	1,328,715	2,922,091	0	2,922,091
2037-38 (7)	254,058	40,644	294,702	1,663,578	1,390,603	3,054,181	0	3,054,181
2038-39 (7)	257,895	41,336	299,231	1,736,920	1,455,306	3,192,226	0	3,192,226
2039-40 (7)	261,798	42,037	303,835	1,813,583	1,522,929	3,336,511	0	3,336,511
2040-41 (7)	265,760	42,749	308,509	1,893,947	1,593,690	3,487,637	0	3,487,637

(1) Reflects actual traffic and revenue experience.

(2) Reflects actual experience through January 2012.

(3) A 25 percent toll rate increase was implemented on January 4, 2009, except for the Southern Beltway and the section of Turnpike 43 from Uniontown to Brownsville, where the toll rates remain unchanged.

(4) A 3 percent toll rate increase was implemented on January 3, 2010, except for the Southern Beltway, where the toll rates were unchanged.

(5) A 10 percent toll rate increase for cash transactions, and a 3 percent toll rate increase for ETC transactions was implemented on January 2, 2011, except for the Southern Beltway, where toll rates remained unchanged.

(6) Cash toll rates were increased by 10 percent on January 1, 2012, except for Turnpike 576, where toll rates were unchanged.

(7) Annual toll rate increases are assumed to be implemented at the first of each year. The percent increases are the same for cars and trucks, and for E-ZPass and cash. The percent increases range from 3.00% to 5.50% depending upon the year. The rate increases are shown in Table

(8) This reflects actual discounts and adjustments through FY 2010-11 and for the first eight months of FY 2011-12. Changes were implemented in the commercial discount program in both January 2011 and January 2012 to reduce the amount of the discount. Continued reductions in the discount levels will be made in January 2013; and commercial discounts will be eliminated altogether in January 2014.

(9) Includes impacts for I-95 Interchange Stages 0 and 1, as described in Table 4-1.

misleading or incomplete view of the results and the underlying methodologies used to obtain the results. CDM Smith gives no opinion as to the value or merit to partial information extracted from this report.

All estimates and projections reported herein are based on CDM Smith's experience and judgment and on a review of information obtained from multiple state and local agencies. These estimates and projections may not be indicative of actual or future values, and are therefore subject to substantial uncertainty. Future developments cannot be predicted with certainty, and may affect the estimates or projections expressed in this report, such that CDM Smith does not specifically guarantee or warrant any estimate or projections contained within this report.

While CDM Smith believes that some of the projections or other forward-looking statements contained within the report are based on reasonable assumptions as of the date in the report, such forward looking statements involve risks and uncertainties that may cause actual results to differ materially from the results predicted. Therefore, following the date of this report, CDM Smith will take no responsibility or assume any obligation to advise of changes that may affect its assumptions contained within the report, as they pertain to socioeconomic and demographic forecasts, proposed residential or commercial land use development projects and/or potential improvements to the regional transportation network.

[ THIS PAGE INTENTIONALLY LEFT BLANK ]

**APPENDIX H**

**CERTAIN INFORMATION REGARDING**  
**COMMONWEALTH MOTOR LICENSE FUND**

[ THIS PAGE INTENTIONALLY LEFT BLANK ]

Table 1 below sets forth a condensed summary of revenues and expenditures for the Motor License Fund for the Commonwealth's Fiscal Years 2006-07 through 2010-11. This table includes all sources of revenue (both restricted and unrestricted) for the Motor License Fund and not just the sources of revenue that are considered available under Act 44 for debt service payments on the Special Revenue Bonds.

[Table appears on following page.]

**Table 1**  
**Results of Operations-Motor License Fund**  
**GAAP Basis-Unaudited**  
(In Thousands)

	<b>Fiscal Year Ended June 30</b>				
	<b>2007</b>	<b>2008</b>	<b>2009</b>	<b>2010</b>	<b>2011</b>
<b>Fund Balance - Beginning of Period ...</b>	\$1,549,078	\$1,418,781	\$1,566,520	\$1,509,732	\$1,661,421
Restatements .....	-	-	30,059	-	
<b>Fund Balance – Beginning of Period, as Restated .....</b>	\$1,549,078	\$1,418,781	\$1,596,579	\$1,509,732	\$1,661,421
<b>Revenues:</b>					
Taxes .....	\$2,072,442	\$2,024,045	\$1,975,678	\$2,045,505	\$2,092,645
Licenses and fees .....	878,679	877,141	874,711	851,164	899,208
Intergovernmental .....	1,448,007	1,913,422	2,062,260	2,649,613	1,791,466
Other revenues .....	250,031	114,549	75,421	240,767	234,845
<b>Other Financing Sources:</b>					
Operating transfers in .....	-	11,204	-	5,164	
Other additions .....	154	-	-	-	111
<b>TOTAL REVENUES AND OTHER SOURCES</b>	\$4,649,313	\$4,940,361	\$4,988,070	\$5,792,213	\$5,018,275
<b>Expenditures:</b>					
Direction and supportive services .....	\$66,572	\$66,993	\$71,167	\$61,906	\$50,624
Protection of persons and property .....	667,318	647,014	638,844	647,735	669,213
Public education .....	991	867	806	811	689
Recreation and cultural enrichment .....	408	1,337	1,390	3,263	3,421
Transportation .....	2,326,944	2,198,115	2,105,489	2,372,220	1,840,867
Capital outlay .....	1,672,026	1,793,459	2,217,691	2,502,788	2,548,674
<b>Other Uses:</b>					
Operating transfers out .....	45,351	84,837	39,530	51,801	62,725
<b>TOTAL EXPENDITURES AND OTHER USES</b>	\$4,779,610	\$4,792,622	\$5,074,917	\$5,640,524	\$5,176,213
<b>REVENUES AND OTHER SOURCES OVER (UNDER) EXPENDITURE AND OTHER USES</b>	(130,297)	147,739	(86,847)	151,689	(157,938)
<b>Fund Balance – End of Period .....</b>	\$1,418,781	\$1,566,520	\$1,509,732	\$1,661,421	\$1,503,483
<b>Components of Fund Balance</b>					
Reserved for encumbrances .....	\$596,304	\$670,338	\$652,352	\$768,916	
Reserved for advances and other .....	2,014	5,242	10,225	116,545	
Unreserved - designated - highways ...	235,730	689,288	700,018	768,710	
Unreserved - undesignated .....	584,733	201,652	147,137	7,250	
Restricted .....					1,503,483
<b>TOTAL FUND BALANCE .....</b>	\$1,418,781	\$1,566,520	\$1,509,732	\$1,661,421	\$1,503,483

Source: Commonwealth of Pennsylvania Office of the Budget



Table 2 below shows revenues in the Motor License Fund from various sources considered to be available under Act 44 for payment of debt service on Special Revenue Bonds for the Commonwealth's Fiscal Years 2006-07 through 2010-11:

**TABLE 2**  
**MOTOR LICENSE FUND REVENUES AVAILABLE FOR SPECIAL REVENUE BONDS**  
(In Millions)

	<u>FY 2006-07</u>	<u>FY 2007-08</u>	<u>FY 2008-09</u>	<u>FY 2009-10</u>	<u>FY 2010-11</u>
<i><b>Fuel Taxes</b></i>					
Liquid Fuels and Fuels tax	\$ 752.0	\$ 748.8	\$ 670.1	\$ 694.2	\$ 720.0
Oil Company Franchise tax	<u>\$ 1,068.3</u>	<u>\$ 1,033.3</u>	<u>\$ 1,045.4</u>	<u>\$ 1,034.0</u>	<u>\$1,050.3</u>
<i><b>Total Fuel Taxes</b></i>	<b>\$ 1,820.3</b>	<b>\$ 1,782.1</b>	<b>\$ 1,715.5</b>	<b>\$ 1,728.2</b>	<b>\$1,770.3</b>
<i><b>Registration Fees</b></i>					
Passenger cars	\$ 280.7	\$ 287.8	\$ 283.9	\$ 284.5	\$ 283.5
Motor homes	\$ 2.9	\$ 2.8	\$ 2.7	\$ 2.8	\$ 2.6
Motorcycles	\$ 6.6	\$ 7.2	\$ 7.3	\$ 7.3	\$ 7.4
Motor-driven cycles					
Trucks and Truck tractors	\$ 215.9	\$ 220.5	\$ 215.9	\$ 218.1	\$ 221.8
Motor Buses and Limousines	\$ 2.6	\$ 2.7	\$ 2.6	\$ 2.8	\$ 2.8
Implements of Husbandry					
Antique, classic and collectible vehicles	\$ 0.9	\$ 0.9	\$ 0.8	\$ 0.8	\$ 0.8
Farm Vehicles	\$ 1.8	\$ 1.9	\$ 1.9	\$ 1.9	\$ 1.9
Ambulances, taxis and hearses	\$ 0.3	\$ 0.3	\$ 0.3	\$ 0.3	\$ 0.3
Dealers and Miscellaneous	\$ 4.0	\$ 3.8	\$ 3.7	\$ 3.5	\$ 3.4
Farm equipment vehicle dealers					
Transfer of Registration	\$ 6.0	\$ 5.9	\$ 5.1	\$ 5.4	\$ 5.6
Replacement Registration Plates					
Duplicate Registration cards	\$ 1.5	\$ 1.5	\$ 1.5	\$ 1.5	\$ 1.4
Commercial implements of husbandry					
Certificate of Title	\$ 78.3	\$ 76.7	\$ 67.9	\$ 69.0	\$ 70.7
Excluded Revenues	<u>\$ 8.0)</u>	<u>\$ (28.0)</u>	<u>\$ (28.0)</u>	<u>\$ (28.0)</u>	<u>(28.0)</u>
<i><b>Total Registration Fees</b></i>	<b>\$ 573.5</b>	<b>\$ 584.0</b>	<b>\$ 565.6</b>	<b>\$ 569.9</b>	<b>\$ 574.2</b>
<i><b>Total Available Revenues</b></i>	<b>\$ 2,393.8</b>	<b>\$ 2,366.1</b>	<b>\$2,281.1</b>	<b>\$ 2,298.1</b>	<b>\$2,344.5</b>

Source: Pennsylvania Department of Transportation

Table 3 below shows the average daily balances in the Motor License Fund for the Commonwealth's Fiscal Years 2002-03 through 2010-11. This table includes all sources of revenue (both restricted and unrestricted) for the Motor License Fund and not just the sources of revenue that are considered available under Act 44 for debt service payments on the Special Revenue Bonds.

**TABLE 3**  
**MOTOR LICENSE FUND**  
**AVERAGE DAILY BALANCES**

	<b>Minimum Daily Balance</b>	<b>Maximum Daily Balance</b>	<b>Average Daily Balance</b>
<b>2011</b>	\$1,477,102,431.30	\$2,223,547,512.40	\$1,801,131,083.51
<b>2010</b>	982,849,223.63	2,148,048,685.85	1,553,419,476.30
<b>2009</b>	1,108,038,369.68	2,087,146,599.19	1,569,188,162.88
<b>2008</b>	1,349,460,833.70	1,980,685,110.19	1,662,820,948.59
<b>2007</b>	1,311,562,196.59	1,726,289,602.52	1,521,761,746.92
<b>2006</b>	1,369,817,865.16	1,739,264,399.05	1,568,993,547.43
<b>2005</b>	743,285,647.77	1,524,896,576.96	1,250,788,086.30
<b>2004</b>	639,174,718.65	1,325,571,580.11	1,014,827,845.72
<b>2003</b>	583,654,525.64	1,012,854,515.86	854,182,798.00

Source: Pennsylvania Department of Transportation

